


BUDGET IN BRIEF

FISCAL YEAR 2024-25







City of Fullerton, California



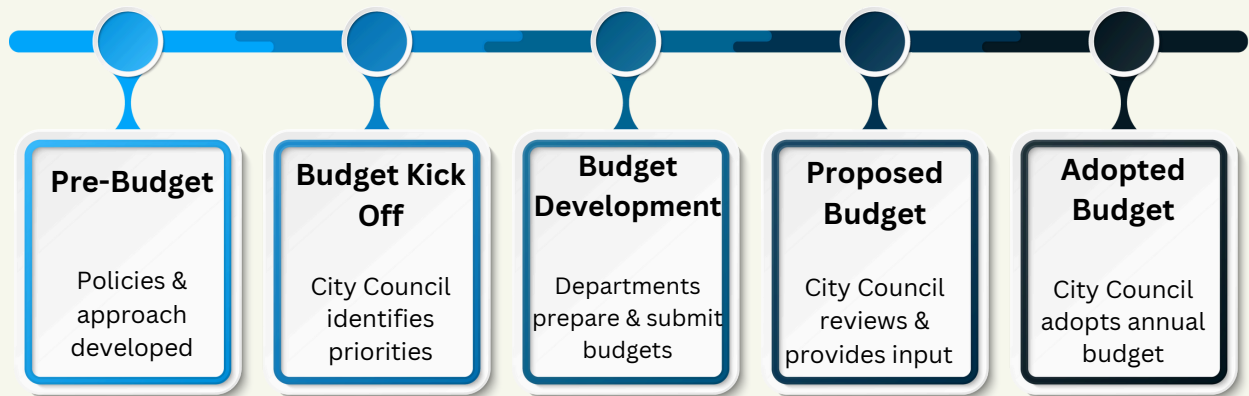
CITY BUDGET OVERVIEW

The Fiscal Year (FY) 2024-25 Operating Budget and Capital Improvements Program (CIP) provides a road map that enables the City to continue to provide effective, high-quality public services that foster safety, quality of life, and economic vitality for over 140,000 residents. The All Funds Budget will total \$285.7 million and will be supported by \$288.3 million in operating revenues, funds set aside for projects, and available reserves.

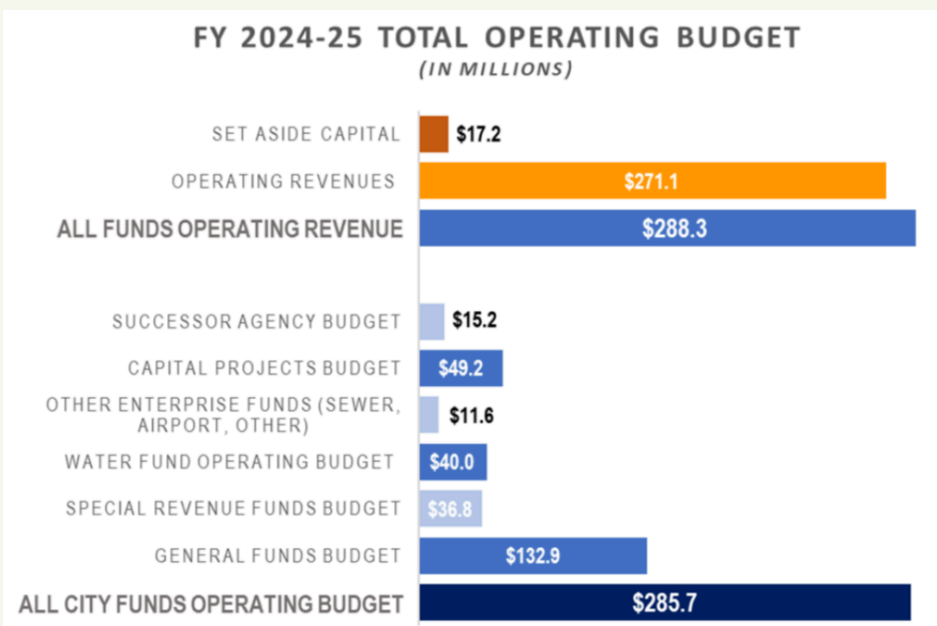
City Priorities and Key Focus Areas:

-  Infrastructure
-  Community Services & Events
-  Public Safety
-  Fiscal & Organizational Sustainability
-  Organizational Efficiencies
-  Community Preservation


BUDGET PROCESS



ALL FUNDS BUDGET



All City Revenues
\$288.3 million



All City Expenditures
\$285.7 million

GENERAL FUND

The General Fund is the City's chief operating fund that supports your traditional municipal services, such as in-house Police and Fire, Public Works, Community & Economic Development, General Government or Administration, and Parks & Recreation and Library community services. General Fund operations are supported by general tax revenues (i.e. property and sales tax) and various charges and fees revenues. The FY 24-25 Budget will total \$132.9 million and will see return of First Night and 4th of July community events, enhance public safety by implementing Real-Time Crime Center and see the re-opening of the Hunt Library.



Property Tax

Property Tax is the City's largest revenue source at 46% of all General Fund revenue and projected to total \$58.0 million in FY 2024-25. For every \$1 of property tax collected, the City of Fullerton receives \$0.1564 and the remainder is allocated to schools and other special districts.



Sales Tax

Sales Tax revenue is the 2nd largest revenue at 24% of the General Fund and projected to total \$30.5 million in FY 24-25. Sales Tax applies to all retail sales of goods and merchandise except those specifically exempt by law. For every \$1 in sales tax paid, the City receives \$0.13 and the remainder is allocated to the State and County.



Transient Occupancy Tax (TOT) or Bed-Tax

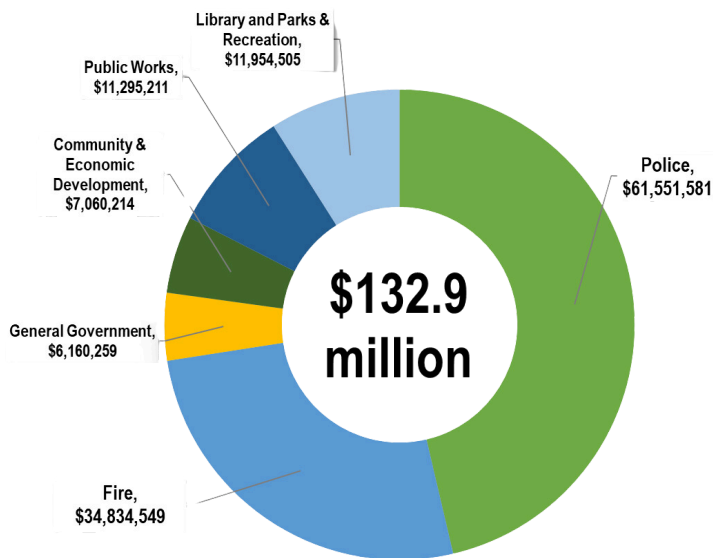
The City levies a 10% TOT tax on hotel / motel rooms, and short term rentals (Airbnb, Vrbo) for occupancy of less than 30 days in length. The City generates \$3.0 - \$3.4 million in TOT revenue annually.



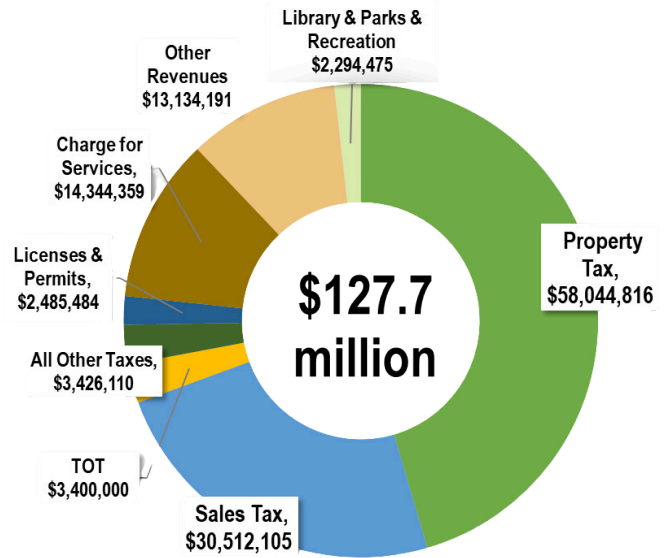
Other Revenues

The City collects other revenues from various different sources like charges for services, franchise fees, fines and penalties, and licenses and permits.

**General Fund Expenditures
by Department**


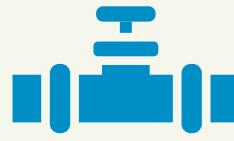


**General Fund Revenues
by Type**

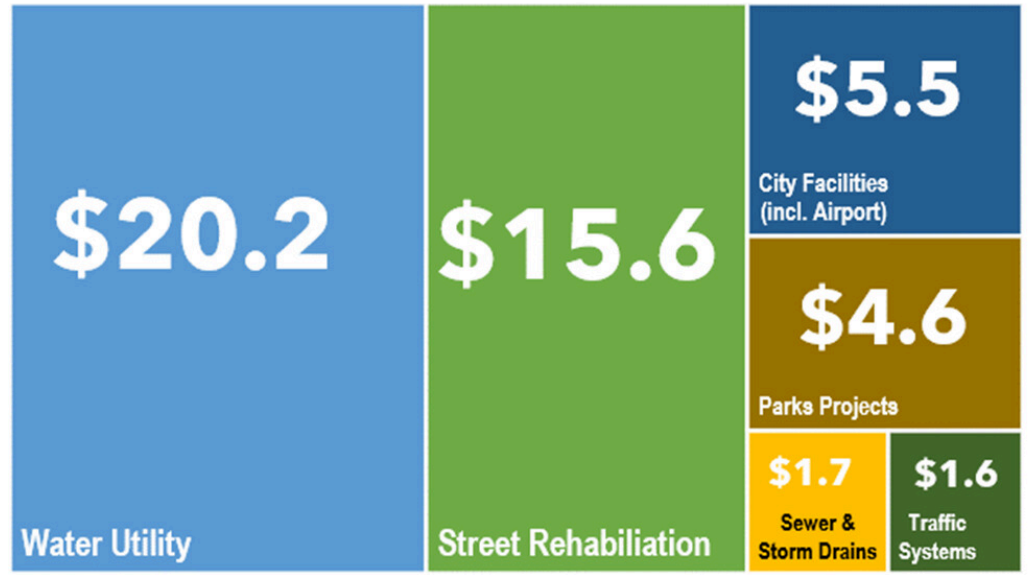


CAPITAL IMPROVEMENTS BUDGET

The City's Capital Improvement Projects Program (CIP) will total \$49.2 million in FY 2024-25. The City of Fullerton encompasses 22.3 square miles, and has over 285 miles of streets. The City's CIP Program is largely supported by special revenues such as Measure M2 and SB1 Gas tax, Enterprise funds for its water and sewer utility improvements, General Funds and Grant revenues. In FY 2024-25, the City will receive \$8.8 million in new grant revenue for vital projects for the Airport, Harbor and Nutwood street projects.



CIP Projects by Category (in millions)



CITY FACTS & STATISTICS

54 parks



4 Colleges / Universities



30 miles of trails



6 Fire Stations



664 City Employees



For more information about the City's Budget visit:

www.cityoffullerton.com/government/departments/administrative-services/city-budget

