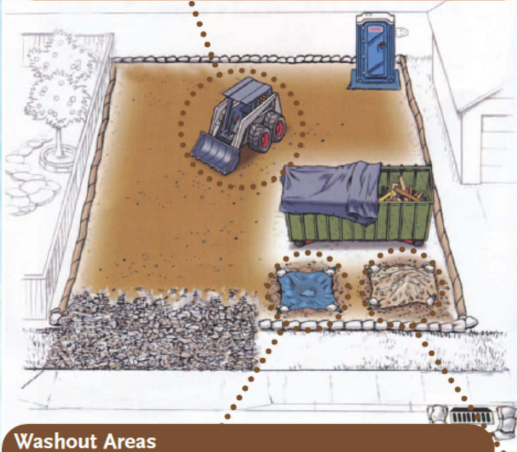


Best Management Practices for Construction Sites

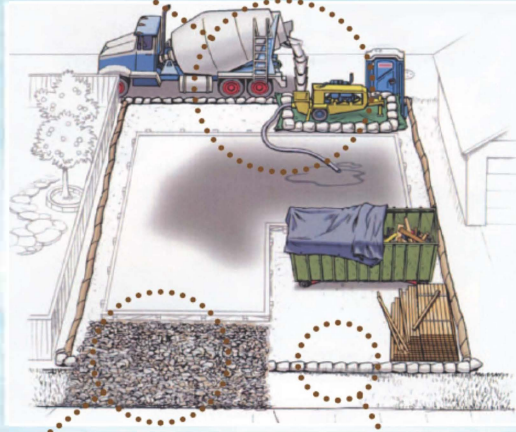
Earthmoving Equipment

All earthmoving equipment must be stored onsite. Drip pans must be placed under equipment not in use, and maintenance must be conducted onsite instead of in the street. Any leaks should be cleaned up and repaired immediately.



Concrete Trucks/Pumpers

Pumpers must be surrounded by perimeter controls, such as gravel bags, sandbags, and straw wattles. Tarps also must be placed beneath concrete pumpers at all times to prevent spills into the street and sidewalk. Residual materials must be cleaned up as well. Trucks and pumpers are required to clean out in the washout area, not in the street, catch basin or a wheelbarrow.

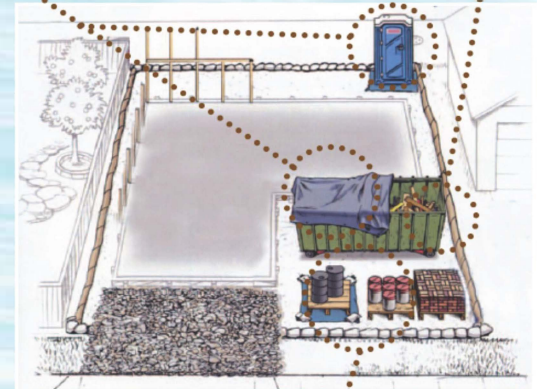


Dumpsters and Portable Toilets

Dumpsters must be covered with a tarp at the end of each work day and area around dumpster must be kept clean. Dumpsters must be located onsite unless an Encroachment Permit is obtained for placement in street. Portable toilets must have drip pans and be placed onsite so that any spills do not discharge offsite.

Building Materials/Staging Areas

Construction materials (including landscape materials) must be stored onsite. Building materials must be covered when not in use to prevent runoff caused by wind or rain.



Washout Areas

Disposal of "wet" construction materials should be handled in the washout area. This includes paint, stucco, and concrete. Use a plastic-lined pit to collect and contain liquids and prevent runoff into the street and gutter. The washout area must be checked and maintained daily to ensure compliance. Washout material must be disposed of properly.

Dirt and Grading

Stockpiled dirt and gravel must be stored onsite and covered. Dust control shall be maintained throughout all phases of construction. During the rainy season (October 1 – April 30) additional gravel, bags, tarps, and visqueen must be stored onsite for emergency repair.

Perimeter Controls

Gravel bags, silt fences and straw wattles are acceptable perimeter controls and must be used to control site run-on and runoff. Avoid running over perimeter controls with vehicles or heavy equipment, as they can damage the materials. Keep extra absorbent materials and/or a wet/dry vacuum onsite to quickly pick up spills. Sites must be checked and maintained daily.

Tracking Controls

All entrances/exits on the site must have coarse gravel (1" to 3" angular material) and/or steel shaker plates to limit offsite sediment tracking. Hand or mechanical sweeping must also be used as needed to clean up any material that gets tracked offsite.

Liquid Storage

Paints, solvents, fuel and other liquids stored onsite must be contained and covered. It is illegal for contractors to wash out or dump liquid waste or residue in the street, storm drain or sewer. Use washouts or hazardous material drums to contain liquid waste and residue and dispose of this material properly.