

COMMUNITY FOREST MANAGEMENT PLAN

2023



ACKNOWLEDGEMENTS

This Community Forest Management Plan is the product of outstanding contributions from multiple City of Fullerton departments, students and staff at California State University Fullerton, residents of Fullerton and surrounding areas, Friends for a Livable Fullerton Heritage Trees Committee and staff from West Coast Arborists. Their dedication to seeing this project through to completion and to improving the environment for all is greatly appreciated.

THANK YOU

CAL FIRE

Lynette Short

CSUF

Stephanie Del Rosario

Zia Salim

Maria Scopu

City of Fullerton

Stephen Bise

Roger Cardenas

Dan Diaz, Sr.

Ginger Ivey

Julio Jacobo

Phil Kisor

Meg McWade

West Coast Arborists, Inc.

Tim Crothers

Jose Gonzalez

Brian Koch

Rebecca Mejia

Linda Mendez

Andrew Pineda

David Pineda

Steve Ponce

Lissette Rios

Andres Rodriguez



This Urban Forest Improvement Project is part of California Climate Investments, a statewide program that puts billions of Cap-and-Trade dollars to work reducing GHG emissions, strengthening the economy, and improving public health and the environment—particularly in disadvantaged communities. The Cap-and-Trade program also creates a financial incentive for industries to invest in clean technologies and develop innovative ways to reduce pollution.

California Climate Investments projects include affordable housing, renewable energy, public transportation, zero-emission vehicles, environmental restoration, sustainable agriculture, recycling, and more. At least 35 percent of these investments are located within and benefit residents of disadvantaged communities and low-income households across CA. For more information, visit: www.caclimateinvestments.ca.gov.

TABLE OF CONTENTS

Introduction.....	Page 1
History of the Fullerton Community Forest	
Community Survey	
Purpose of the Community Forest Management Plan	
Goals of the Community Forest Management Plan	
Environmental Conditions.....	Page 4
Environmental Benefits- iTree Report	
Canopy Assessment	
Reduction of Urban Forest Heat Island Effects	
Planning, Development, and Infrastructure	
Sustainability	
Inventory Report	
Master Street Tree Plan.....	Page 9
Planting Plan	
Tree Palette	
Community Engagement.....	Page 11
Public Relations	
Sister Cities Friendship Trees	
Tree City USA	
Caring for Private Trees	
Resources and Guide for Homeowners and Businesses	
Urban Wood Policy.....	Page 15
Green Waste and Urban Wood Recycling	
Tree Care for Birds and Other Wildlife.....	Page 16
Tree Management Policy & Program.....	Page 17
Inspection	
Scheduled Grid Pruning	
Out of Cycle Pruning	
Removal	
Planting	
Plant Healthcare and Risk Management	
Emergency Response	
Future Planning for the Community Forest.....	Page 22
Updates to the Community Forest Management Plan	

TABLE OF CONTENTS

List of Appendices

Appendix 1: i-Tree Ecosystem Analysis

Appendix 2: Canopy Cover Analysis

Appendix 3: Current Tree Inventory Summary

Appendix 4: Planting Plan

Appendix 5: Tree Palette

Appendix 6: Education Materials

Appendix 7: Community Forestry Ordinance

Appendix 8: Tree Care for Birds Best Management Practices

Appendix 9: Standards and Best Management Practices References



INTRODUCTION

History of the Fullerton Community Forest

Founded in 1887, Fullerton began as an agricultural community. As the years passed, agriculture gave way to residences, oil drilling, and businesses. Today, Fullerton is primarily residential but has a diverse mix of educational, cultural, and business institutions. Fullerton has retained a friendly, small town atmosphere through many community programs and by preserving its original downtown, which continues to be the cultural and social center of the City. One of the characteristics that sets Fullerton apart from surrounding cities is its extensive community forest.

Fullerton's community forest is viewed as all of the trees and landscape on public and private property within the City's corporate boundaries. Like its counterpart, the national forest, Fullerton's community forest requires professional planning and management if it is to prosper over time. This Community Forest Management Plan (CFMP) is designed to provide guidance to both the City's professional staff and Fullerton residents so they can work together to create a healthy community forest.



Fullerton is well known for the wealth of beautiful trees which line its streets, beautify its parks, and add charm and character to the community. Fullerton is truly a city of trees. The City has earned the honor of Tree City USA for the past 41 years. This award is presented by the National Arbor Day Foundation, in cooperation with the U. S. Forest Service and the National Association of State Foresters, and is given to cities demonstrating a commitment to tree planting and outstanding urban forest management practices.

The residents of Fullerton express a great deal of pride in the trees that make up the community forest. To the community, the trees play a major role in enhancing the charm and character that is associated with Fullerton while increasing the quality of life. Preserving the historical elements of the community is a primary concern to the residents. Perhaps one of the most visible examples of the community's commitment to preserving its heritage can be observed on Brookdale Place and Valencia Drive where large, 50- to 60-year-old Jacaranda trees line the street, enhancing the ambience of the historical homes.

In addition to the aesthetic and historic value, trees add economic and environmental benefits to the community. According to research by the U. S. Forest Service, trees contribute to an increase in home values. Trees also help the environment by providing sound barriers, reducing heat islands, reducing soil erosion and runoff, releasing oxygen into the atmosphere, and absorbing carbon dioxide and other greenhouse gases.

The City of Fullerton contains a rich and diversified inventory of outstanding specimen and parkway trees, some of which date back to its founding and incorporation. Its trees have provided shade for residents and sheltered wildlife for decades thanks to the action of caring residents and resourceful staff that are committed to beautifying the environment for the well-being of residents, businesses, and visitors alike.

The City of Fullerton has designated one species of tree to be the City Tree, which is the *Jacaranda mimosifolia*, commonly known as Jacaranda. These semievergreen trees, indigenous to Brazil, are known for their showy display of lavender-blue flowers in May and June and have showered blossoms since the City first chose the species as a street tree. It currently ranks as the fourth-most common tree in city-maintained facilities and right-of-way.

Throughout the nearly one hundred twenty years since the incorporation of the city, residents have marveled at the diversity of trees that can be grown in this climate, thereby encouraging the planning, planting, and experimenting with trees in a variety of situations. The City of Fullerton's trees have proven to be remarkably resilient in many challenging situations, a testament to their ability to grow and survive as the city itself has grown around them.

The future planning for Fullerton's trees will build upon the framework of past plans, the Ordinance, and community-building events such as Arbor Day. The bedrock for this Community Forest Management Plan is education. The City's motto of "The Education Community" is appropriate as likeminded residents of Fullerton continue to learn, year by year and tree by tree, about the unique features of their community forest.

Community Survey

Throughout the fall of 2021 and into the winter months of 2022, the City of Fullerton and California State University Fullerton gathered public survey responses which informed City staff and the writers of this plan as to the respondent's opinions of various city tree operations and how they themselves relate to the trees in the city. The results were enlightening and were an important part of the writing of this plan. The public participation is appreciated by all who hold public office and who serve the residents and businesses in the community.



Purpose of the Community Forest Management Plan

The City of Fullerton is committed to preserving its valuable community forest. In 1995, the City Council adopted the Fullerton Community Forestry Ordinance for the following purposes: 1) to realize the optimum public benefits of trees on the City's streets, in public places, and on private property; 2) to integrate street tree planting and maintenance with other urban elements and amenities; 3) to promote efficient, cost-effective management of the City's community forest by coordinating public and private efforts within a comprehensive and professional management system; 4) to reduce the public hazard, nuisance and expense occasioned by improper tree selection, planting, and maintenance; 5) to provide for the creation of an equitable, sustained and reliable means of managing the City's community forest; and 6) to create and maintain a unified urban-forest resource, enhancing the City's overall character and sense of place.

To achieve the above purposes, the City of Fullerton's Public Works Department, with the coordination of the Parks and Recreation Department, has prepared a Community Forest Management Plan. This plan shall serve as a guideline for coordinating the activities of all City departments.

Goals of the Community Forest Management Plan

This plan contains helpful information for City staff to manage and maintain the community's publicly-maintained trees. In 1992, the City Council created goals for the community forest that were incorporated into the City's Municipal Code 9.06.080. The goals are as follows:

1. Establish and maintain optimal tree cover.
2. Maintain trees in a safe and healthy condition through good cultural practices.
3. Establish and maintain an optimal level of age and species diversity.
4. Promote conservation of tree resources.
5. Provide suitable locations for, and select, situate, and maintain street trees to minimize hazard, nuisance, hardscape damage, and maintenance costs.*
6. Centralize tree management under one department to ensure the enforcement of policies.
7. Foster citizen support for the local community forestry program and encourage good tree management on privately-owned properties.

*Special consideration will be given to compatibility in commercial areas with regards to aesthetics and signage visibility.



ENVIRONMENTAL CONDITIONS

Environmental Benefits: iTree Report

To provide the City of Fullerton with accurate data regarding the community forest, West Coast Arborists, Inc. ran a report of the current tree inventory on March 18, 2022, by utilizing the iTree urban forest analysis and assessment tools developed by the United States Forestry Service. Municipalities commonly use these tools to analyze forest data from multiple perspectives including the ecosystem benefits, the value of the trees to the community, and pests that could endanger the trees should an infestation occur. City staff can run these reports every five years or as major planting projects take place that change the tree size and species frequency of the community forest.



Fullerton iTree Data Summary:

- Number of trees: 35,074
- Tree Cover: 338.5 acres
- Most common species of trees: Magnolia grandiflora, Ulmus parvifolia, & Lagerstroemia indica
- Percentage of trees less than 6" (15.2 cm) diameter: 16.9%
- Pollution Removal: 15.01 tons/year
- Carbon Storage: 15.92 thousand tons
- Carbon Sequestration: 715.6 tons
- Oxygen Production: 1.908 thousand tons/year

For the full, comprehensive report that details various important aspects of the community forest, please see Appendix 1. Of note is the amount of carbon stored by the second-most common city tree, the Chinese Elm (*Ulmus parvifolia*.) These trees sequester more carbon than Magnolias, Canary Island Pines, and Holly Oaks combined, making them valuable assets to preserve. To ensure that Chinese Elms continue to provide significant benefits for the long-term future, the updated tree palette includes a newer cultivated variety called 'True Green' that has an improved branching habit and structure, which results in reduced maintenance costs over time.

Canopy Assessment

Canopy cover analysis of the community's urban forest consists of current flight data obtained from Region 5 Urban Canopy GIS Data from the U.S. Forest Service and the Department of Agriculture and the appropriate layer resources from the City of Fullerton and the CalEnviroScreen 3.0 from the Office of Environmental Health Hazard Assessment. The data was combined with relevant statistical geographic and demographic information.

Located in Appendix 2 are the canopy cover maps and explanatory captions created in early 2021 to display data from several different perspectives. City staff may update future management plans by utilizing the same methodology to compare changes to the urban forest over time.

Reduction of Urban Forest Heat Island Effects

The concept of urban heat island effect is empirically demonstrated by thermometer measurements of temperatures in various municipal areas across the world. As cities grow and the percentage of paving and built environment increases in relation to unpaved areas, there are demonstrable effects on air temperature from reflected heat, especially in zones that lack tree canopy.

Trees naturally provide a cooling effect by shading hardscape that would reflect the heat back to the atmosphere and the evapotranspiration from the leaves provides much needed cooling moisture.

The main goal of the CFMP is to increase canopy cover in Fullerton. A measurable increase in canopy cover over time will directly affect shading of city streets, sidewalks, commercial zones, and recreational areas. With this shading of pavement comes a reduction of urban heat island effects. The greater the amount of hardscape surfaces, the greater the amount of absorbed and/or reflected heat. Shade from trees has a profound cooling effect on pavement surface temperature and ambient air temperature, a benefit repeatedly demonstrated by those in the scientific community and tree care industry.

Another important benefit of increased shade is that residents and visitors are more likely to walk rather than drive from one point to another. This results in less emissions and fossil fuel use, which is beneficial for human health. As trees grow, microclimates may begin to form where many more types of plants can be utilized in the landscape than would otherwise be possible if shade decreased and damages from excessive heat increased over time.

Fullerton's trees are essential to climate modification and energy savings. Benefits include:

1. The process of transpiration in trees cools the air by converting water used by the plants into water vapor. Without trees, the solar energy that makes this process happen would otherwise heat the air.
2. Shade from trees reduces radiant energy stored by impervious surfaces.
3. Trees moderate annual heating and cooling costs when planted in key locations.

Planning, Development, and Infrastructure

The planning of land use and installing and repairing infrastructure all have lasting effects on the environment. Every decision made results in a change that affects humans and the natural environment that can last decades, if not centuries.

The management of a community forest requires the coordinated effort from multiple levels of city governance. Planting trees that will benefit future generations of residents is a worthy endeavor, but with it comes years of maintenance that require skilled labor to grow the community forest to a mature size.

The City of Fullerton Community and Economic Development Department and the Public Works Department provide critical planning review and inspection services to ensure proper planting and maintenance.

Within the authority of the Community and Economic Development Department tree planning and maintenance can be considered during the building plan check and permit process. Once trees have been planted, City of Fullerton staff can provide relevant information to residents and businesses to properly care for trees on private property.

Publicly-maintained trees are considered part of the infrastructure of the City, and as such have dedicated funding for their upkeep. The City can modify the urban environment and the growth of tree canopy over time by developing policies and incorporating tree industry best management practices to guide the public and staff, thereby stewarding the community forest in a sustainable way and educating the public in the process.



Planning, Development, and Infrastructure

From a community enhancement perspective, the needs are:

1. To sustain a livable community where people can live, work, and play.
2. To provide more shade in older neighborhoods and low-income areas.
3. To create tree-lined streets and landscaped medians which fosters community pride and helps to retain homeowners and businesses.



An emphasis on tree planting and care is critical as the community forest matures. By promoting tree planting programs, the public (including the development community) is engaged as partners through individual neighborhood enhancement. In this respect, a goal to integrate the natural and built environment of Fullerton can be realized with the result of achieving a pleasing, distinctive and well-managed community.

The City strongly encourages businesses to perform tree care on their private property per ANSI Standards and ISA Best Management Practices.

Sustainability

To have a sustainable community forest that is both climate resilient and aesthetically pleasing, it is important to review the approved tree palette whenever the CFMP is updated. The City-approved tree palette is the primary guiding document for the selection of trees. The City of Fullerton will utilize this palette and the associated Master Street Tree Plan as the source for choosing tree species for sustainability purposes.



The nursery trade has introduced many new cultivated varieties of trees in recent years, and several types can be utilized in the City. By using specific cultivated varieties developed to improve resistance to pests and diseases, the community can preserve uniformity of species and aesthetics.

An example of this concept would be using the various varieties of Southern Magnolia, such as 'Majestic Beauty,' 'Samuel Sommer,' and 'St. Mary' on certain streets where Magnolia exists. Another example is using the 'Columbia' variety of London Plane that is resistant to the foliar diseases called Anthracnose and Powdery Mildew.

To preserve the overall design and aesthetics of the City, it is appropriate for staff to review the approved plant list at least every five years to determine if certain species are still appropriate in the landscape and assess them for aesthetics goals. City staff should eliminate any underperforming species and consider substitute species in consultation with a certified arborist or horticulturalist.

Inventory Report

Appendix 3 contains the comprehensive summary of the current tree inventory as of March 28, 2022. There are multiple ways to view the inventory. The common category attributes to view include the diameter of inches of trunk at 4.5 feet above ground level known as "DBH", tree height, and the recommended maintenance of the tree.



MASTER STREET TREE PLAN

Planting Plan

The trees specified in the planting plan were chosen to preserve an aesthetic design and honor the historical planting in the specific districts. This plan takes into consideration the predominant type of tree on the block by its foliage type being evergreen or deciduous, the tree canopy height and width at maturity, general growth rate, and the water requirements. The planting plan is meant to serve the community for several generations.

In the past, cities planted entire blocks of streets with one species of tree. This style provided a uniform appearance, was aesthetically attractive, and in some ways simplified forest management. However, plant pathologists, certified arborists, and municipal planners have now rightly concluded that the best approach to reforesting low density tree canopy areas is by varying the species of trees rather than planting solid blocks of a single species. By having several species from which to choose on a given block, the urban forester can ensure that pests and diseases are less likely to infect large swaths of the forest and cause a strain on city resources via treatments or removals.

By assigning a mix of trees within blocks matched to the planting site size available, the streets will still have a uniform theme and appearance with recognizable trees for a given area. However, the City will not plan and plant trees in such a way where nuisance, environmental, hardscape, or insect/disease complications could arise. This is a crucial factor to consider for the greater sustainability effort in the city and the longevity of the community forest. City staff will track tree planting by species and zone to ensure proper diversity and monitor species for viability as conditions change over time.

For the purposes of this Master Street Tree Plan, City parkway is the landscape growing space with a minimum dimension of available planting space at an address as determined by City staff. Parkway may take the form of the space between curb and sidewalk, the cut or formed tree wells, or the space behind monolithic curbs and sidewalks. The planting plan can be found in Appendix 4.



Tree Palette

The planting plan is comprised of the trees listed in the tree palette. The tree palette for Fullerton is the product of collaboration between multiple certified arborists and interested members of the community during the development of this CFMP. Through the community surveys and workshops a definite preference was expressed for trees that are climate resilient, drought tolerant, pest resistant and require less maintenance. In addition, trees that are native and thrive in the area were also expressed as the community's preference.

The City's tree palette is comprised of trees selected for planting in various parkway dimensions or right-of-way settings, on slopes, or in parks. Considering the desires of the community, this palette reflects the will of the public to maintain a forest that is responsibly designed and maintained.

Most of the species in the palette are commonly grown in the nursery trade and are available for immediate purchase and planting. In a few cases, especially with certain native species, the trees are not readily available and may require pre-planning to be contract grown, but they would work well in this climate and in the assigned growing space.

This updated palette was developed in partnership with City staff and includes more drought tolerant species and trees that offer documented habitat and environmental value (refer to the Urban Forest Ecosystems Institute website, [SelectTree selection guide at https://selectree.calpoly.edu/.](https://selectree.calpoly.edu/)) The tree palette can be found in Appendix 5.



COMMUNITY ENGAGEMENT

Fullerton's topography is unique for North Orange County. Fullerton's flat plain in the south and many small hills and riparian areas in the north have created ideal environments for native, agricultural and ornamental trees. Even before its founding in 1887, Fullerton had a rich heritage of native local trees such as oak, elderberry, black walnut and sycamore. Early rancho and homestead tree plantings were followed by a successful agricultural era famous for its walnuts, citrus, avocado and rare subtropical fruit. Remnants of these commercial and home orchards still survive. Fullerton trees provide relief from an urban environment, habitat for birds and wildlife, and complement the historic buildings and cultural roots of the community, helping Fullerton retain its small-town feeling. The further time distances Fullerton from its indigenous and agricultural roots, the less familiarity there is with good tree care practices. Community education of best practices can help maintain, prevent damage to, and grow a thriving Community Forest.

An integral part of the management of a community forest is public engagement and education. The City of Fullerton places a high value on education and takes pride in having multiple centers of higher learning within the city limits. Education empowers citizens by giving them the necessary information to make informed decisions. Public engagement and awareness of the benefits of trees and the community forest increases when the City and community members collaborate in planting, growing, and maintaining trees.

A wide range of educational strategies can be developed to reach distinct audiences, including the development community, such as property owners, architects, realtors, investors, builders, and contractors. Educating the public about proper tree planting, maintenance, and protection can improve quality of life for the entire community.

The community forest is best cared for when the residents, business owners, City staff and those in the work force understand the value of trees. Below are several ways in which the City may raise public engagement and tree awareness and have a significant positive effect on the community.

Public Relations

Many residents are unaware that there are resources for information regarding proper tree selection, planting, and maintenance. The City will employ the following methods to educate citizens and staff:

1. Direct public relations are practiced when any city employee discusses tree care or tree issues with members of the public. All employees who have contact with the public concerning urban forest management issues will be trained to answer questions properly. Staff will carry International Society of Arboriculture handouts describing common tree issues and proper practices that can be easily distributed. Staff will also participate in regional tree-related educational events.
2. Indirect public relations are no less important than direct public relations and can often reach a larger audience. The City will provide new releases when appropriate via available media platforms, hold Arbor Day celebrations, provide exhibits at local events, and provide educational programs and materials to schools.

Sister Cities Friendship Trees

The four Friendship Trees located outside of City Hall represent Fullerton's Sister City relationships with Morelia, Mexico; Fukui, Japan; Yongin, South Korea; and Tollo, Italy. The Fullerton Sister City Association was created to further the cause of cultural understanding and tolerance through exchanges with other peoples and nations.



Tree City USA

A thriving community forest provides multiple benefits for residents and visitors alike. To maximize those benefits, the City of Fullerton educates the public on the importance of proper tree care and the need to plan for tree canopy coverage for future generations. By doing so the City gains advocates for the tree program and the public becomes actively engaged.

The City of Fullerton acknowledges that trees are vital to human health and strives to maintain an environmentally conscientious landscape that includes well-maintained trees that beautify the city. Green landscapes naturally reduce stress, decrease the need for therapeutics, and speed recovery times. The environmental benefits are substantial as well, as Urban forest trees slowly capture rain and reduce runoff which helps to conserve irrigation water and makes it more available for potable uses.

The City of Fullerton is a designated Tree City USA through the Arbor Day Foundation, which is one of the best ways to highlight the City's commitment to the environment. The CFMP seeks to assist the City by providing basic educational information on trees and encourages staff to find creative ways to spotlight significant landmark trees in the community.

A healthy community forest with an expanding tree canopy can help residents save money on heating and cooling. Well-laced trees can save owners up to 35% in annual air conditioning costs and 10-25% on heating. Large, well-maintained trees can add 20% or more in property value and each large tree can add 1% to the sale on real estate transactions. One hundred mature trees can catch up to 100,000 gallons of rainwater each year, which means less money spent on stormwater control and cleaner water quality downstream. From an air quality standpoint, trees remove about 1,000 lbs of pollutants per year, including 400 lbs of ozone, 300 lbs of particulates, and 5 tons of carbon dioxide, a critical concern in climate change. A healthy community forest improves quality of life for residents, and contributes to the community's long-term well-being.

From an economic standpoint, trees are a wise investment in community resources. As part of the City's infrastructure, they have a positive impact on the business and tax base. In tree-lined commercial areas, there is more frequent shopping, longer shopping trips, and shoppers tend to spend more for goods and parking. As trees mature and need care, jobs are created, which also benefits the tax base. All these points are important to communicate to the public to continue the program for many generations.

The City of Fullerton can ensure that the forest grows to shade and benefit the community by supporting local volunteer organizations that actively participate in tree planting. Funding programs for the maintenance and care of trees helps neighborhoods retain the character and vision of the City and ensures a positive legacy.

City staff may distribute the education pages in Appendix 6 to the public at Arbor Day and other events. Included are informational brochure sheets, as well as the Community Forestry Ordinance in Appendix 7, that can serve as educational materials when questions arise regarding tree maintenance.

Caring for Private Trees

Just like publicly managed trees, privately owned and maintained trees are also essential to the community forest. Their importance to the community is reflected in the inclusion of several sections of the Community Forestry Ordinance, such as the following:

9.06.140 Help for citizens performing tree maintenance-Fee for service

9.06.150 B Resolution of conflicts between trees and structures

9.06.170 Public Nuisances

These sections describe the City's role in assisting owners to care for trees in such a way as to not cause conflicts with the public. Professionally maintained trees will provide long lasting benefits to residents and help improve the environment. Residents and business owners are encouraged to seek out and contract with licensed and certified tree care professionals.

When a resident or business requests to prune or remove a City-maintained tree in the public right-of-way, the City requires the property owner apply for an encroachment permit. This allows for the City to ensure that any approved pruning or removal is performed per the American National Standards Institute (ANSI) A300 standards. For more information, refer to the Fullerton Municipal Code under: **9.06.140 Help for citizens performing tree maintenance--Fee for service.**



Resources and Guides for Homeowners and Businesses

Many trees in the Fullerton community forest are privately planted and maintained. They provide a valuable benefit to the health and well-being of residents. To assist home and business owners in managing trees on their property, this plan provides several aids intended to be free resources, including the informational pages in Appendix 6. Concerned citizens may receive the latest guidance information designed to be easy to understand and implement.

When choosing a tree to plant, property owners should consider the concept of “right tree, right place.” This concept refers to selecting the appropriate size and shaped tree for the growing space, as well as considering nuisance, allergy, or future infrastructure conflicts. Careful consideration of these factors along with consultation with an ISA Certified Arborist is recommended.

URBAN WOOD POLICY

Green Waste and Urban Wood Recycling

The objective of the Urban Wood Policy is to maximize sequestered carbon and utilize removed trees in the most efficient method possible. This effort utilizes trees removed from urban environments and considers their highest potential environmental value. Environmental benefits are realized by diverting wood that would otherwise populate landfills and rescue greenhouse gas emissions that are released through traditional disposal processes. Co-benefits include sourcing local raw materials for construction, maximizing benefit from trees being removed, and displaying urban wood products in the community, all of which tells the unique story of the city in which the trees grew and matured.

Conditioned upon availability of funding, the City of Fullerton may promote sustainability through community forest operations in the following ways:

1. Tree Recycling Plan

Trees that are removed may be repurposed for their highest use. This includes, but is not limited to, being milled into lumber, left in public spaces as natural architecture (including wildlife habitat), or crafted into useable products such as benches, picnic tables, new construction elements, and other wood crafts and projects. The selection criteria for urban wood shall be made at the discretion of the City Arborist or Tree Services Inspector. Suggested resources for wood processing can be found at www.urbansalvagedwoods.com and www.urbanwoodnetwork.org.

2. Species Replacement Plan

Tree replacement criteria should include a consideration for end of life uses, including lumber. For City trees that are removed with the potential for urban wood, a replacement tree from the Sustainable Species List in Appendix D will be considered for replanting. It is recommended that replacement species be selected in collaboration with the Tree Services Inspector and the tree planting staff, and the decision be based on Fullerton's unique local microclimate to allow the tree to grow to its largest size based on its genetic potential.

3. Urban Wood Public Construction Projects

Urban wood should be considered in all city projects. It is suggested that urban wood utilization be approved by the City of Fullerton Planning Department, if applicable. When approval is required, all project scope details shall be in accordance with all municipal construction and / or building code standards. Use of the certification standards as set by the Urban, Salvaged, or Reclaimed Woods Network and endorsed by the Urban Wood Network is recommended to ensure quality. (<https://urbansalvagedwoods.com/standards-for-certification-and-chain-of-custody-for-urban-salvaged-and-reclaimed-woods/>).

TREE CARE FOR BIRDS AND OTHER WILDLIFE

This section provides guidance based on current laws and regulations pertaining to the protection of wildlife. The purpose of having a section dedicated to wildlife protection is so that tree care workers and managers can act responsibly to protect wildlife. Tree and landscape care can impact the feeding and shelter of birds and other wildlife, especially during nesting season. The goal of the City is to minimize impacts on wildlife habitat during tree work.

Tree care workers can vary in their knowledge of Federal and California wildlife regulations. There are several federal and state laws and regulations pertinent to wildlife and the tree care and landscape industry of which tree care workers should be aware. The Federal Migratory Bird Treaty Act and CA FWS 3503 are the most relevant to tree care in the urban landscape. Tree and landscape staff should be trained to comply with all relevant regulations and best practices to reduce impact on wildlife. The Tree Care of Birds and Other Wildlife Best Management Practices of the Western Chapter of the International Society of Arboriculture shall be a guiding document for policy and management of trees all year.

Birds and other wildlife have strong associations with trees and provide ecological and other benefits. The value of trees to wildlife found in the community forest is high, especially in the natural areas in the City of Fullerton that provide extensive habitat for a variety of animals.

Urban landscapes are vital to providing habitat for native and non-native species alike and can be effectively managed and designed to benefit the residents and wildlife when professionals and staff are informed.

Appendix 8 provides a Tree Care for Birds and Other Wildlife Best Management Practices Project Preparation Procedure flowchart that guides users through a series of questions to assist urban forest managers and practitioners in scope writing and field decisions. By using this flow chart City staff and tree contractors are able to determine the best plan of action to eliminate harm done to birds and other wildlife.



TREE MANAGEMENT POLICY & PROGRAM

Tree management for the City's community forest is centralized in the Public Works Department's Landscape Division, under the guidance of the Department Director. This program is responsible for developing and meeting goals and objectives, implementing policies and procedures, tracking and measuring performance, and working collectively with several other City departments as they relate to the management of the community forest. Fullerton's trees are located in parkways, parks, trails, greenbelts, medians, public parking lots, and various other public grounds.

Where practicable and financially feasible, the City of Fullerton maintains its trees in accordance with the American National Standards Institute (ANSI) A300 standards as well as the International Society of Arboriculture (ISA) Best Management Practices. The current trim pattern consists of twenty-five grid districts, with twenty-four assigned to street trees and one assigned for park and trail trees. The cycle spans about four years and then resets to the start of the cycle again. The current budgeted annual expenditure for tree maintenance is over \$1.2M and is expected to rise as more trees are planted and tree maintenance prevailing wages increase over time.

The tree program provides a number of tree services, primarily through a private contractor. These services include inspection, scheduled grid pruning, out of cycle pruning, removal, planting, pest control, and emergency response. A City Supervisor and a Tree Inspector oversee the work of the contractor. City and contractor personnel receive continual training in tree pruning, removal, planting, and pest control. The City Supervisor and Tree Inspector are certified arborists. Many of the contractor's employees are certified arborists and/or certified tree workers.

It is the goal of the tree management program to maintain and prune City trees located in parkways, parks, trails, greenbelts, medians, public parking lots, and other public grounds in a safe, aesthetically pleasing manner, using proper arboricultural standards.



Inspection

Tree inspection includes time spent inspecting trees and managing the program's computerized tree inventory system. This tree inventory system contains information about the trees of Fullerton's community forest such as species, diameter, location, crown spread and height, and health. The tree inspector uses this system as a management tool for planning and scheduling all tree activities, such as inspection, pruning, removal, and planting. The inventory program also contains a complete history of maintenance records for every tree asset under City management.

The process of tree inspection is performed for several reasons. As mentioned above, the tree inspector evaluates all trees for which a service request for tree trimming has been made. The inspector responds to emergency calls or reports of diseased or pest-infested trees to evaluate the condition of the tree. Finally, prior to scheduling a tree for regular pruning, the inspector reviews each tree to determine if trimming is necessary.

Scheduled Grid Pruning

The consistent practice of scheduled grid pruning is essential to the health, structure, safety, and aesthetics of trees, and is the most important function in sustaining the tree population. It is currently the tree program's objective to prune 27 percent of its trees per year, which totals 10,060 trees. This number includes both scheduled and out of cycle pruning. Pruning, when performed properly, improves the health of the tree through the removal of dead, diseased, injured, broken, or crowded branches. A well-trimmed tree is also less susceptible to disease and pest infestation.

Proper pruning improves the structure of a tree. Good tree structure reduces branch failure. Eliminating or reducing fallen branches leads to a reduction in emergency service calls and hazards to people or property. Good health and proper structure also make a tree more aesthetically pleasing.

Pruning frequency is typically determined by the growth characteristics of the tree species. Pruning frequency varies in Fullerton because some trees, such as the Chinese Elm, require pruning every three years, while other trees require pruning every four or six years. Based on the species in Fullerton's tree inventory, it is estimated that the trees should be pruned on an average of every three and one-half years. The Tree Inspector, who is a certified arborist, will coordinate with the contractor and assign the annually scheduled districts for routine inspection and maintenance.

The pruning standards in Appendix 9 provide precise standards and specifications for pruning the trees in the City's community forest.

Out of Cycle Pruning

Out of cycle pruning is typically generated by a service request. Service requests are primarily received from Fullerton residents, but City employees also place requests. When a request for tree pruning is received, it is entered into a computerized service request system, and assigned to the Tree Inspector. The Inspector will examine the tree and make a recommendation on whether pruning is necessary. The inspection process usually takes no longer than ten working days.

Generally, out of cycle pruning is performed if the tree meets certain criteria. Public safety concerns such as sign, sidewalk, or street clearance or the potential threat of damage or injury to a person or property are the major reasons for performing out of cycle pruning. Out of cycle pruning is not provided for aesthetic purposes, excessive leaf drop, or simply because a request has been made.

Removal

The street tree program also provides tree removal. Tree removals are prioritized based on need, but are typically performed to eliminate dead, dying, or hazardous trees. Tree removal is occasionally necessary to eliminate a dangerous situation, such as tree uprooting after a strong wind. In addition, trees that are causing other problems, such as severe infrastructure damage, are sometimes recommended for removal. The Director of Public Works has the sole authority to make recommendations for tree removal (see FMC§ 9.06.050). If there is an objection to the Director's decision to remove a tree, there is an appeal process provided by the City (see FMC § 9.06.120).

The removal standards in Appendix 9 provide guidelines and specifications for proper tree removal and stump grinding. The following Best Practices Chart will guide City staff to methodically consider tree removal management decisions in conjunction with public requests.

BEST PRACTICES TO PREVENT TREE REMOVALS

Healthy Trees

Unhealthy Trees

Implement a Robust Landmark Tree Program	1) Prioritize Early Risk Assessments ↓
Make Tree Data Easily Available and Identify Trees on All Public Projects Seeking Entitlements	2) Mitigate Issues ↓
Provide Proper Pruning, Lawn Trimming, and Irrigation, and Prevent Conflicts with Utilities	3) Informed Removal (communicate removal decisions) ↓
Enforce Tree Protections Against Illegal Removals in Trails, Parks and Parkways	4) Retain Standing Tree Snags Until Replacement Trees Mature ↓
When Replacing Trees, Retain Snags Until Replacement Trees Mature	5) Urban Lumber ↓

Planting

Planting is another element of the current tree program. It is the objective of the program to plant 250 trees every year. These plantings are necessary to fill vacant sites and to replace current year removals.

The planting standards in Appendix 6 provide guidelines and specifications for proper tree planting and also provide guidelines and specifications for selecting appropriate nursery stock for planting.

Plant Health Care and Risk Management

While having large, mature trees to shade and beautify the community provides exceptional value and improves the living conditions of residents, they do come with important care and responsibility tasks associated with their maintenance. As living organisms, trees can suffer from biotic and abiotic disorders that can affect the integrity of their health, structure, and form. Some disorders are temporary in nature while others have a permanent effect. Regular tree observations performed by City staff or tasked to contractors can identify individual specimens or groups of species that require further inspection, plant health care treatments, laboratory analysis, or assessments for risk.

To maintain the community forest in an optimal and healthy condition, the City of Fullerton relies upon published Best Management Practices (BMPs) from the International Society of Arboriculture (ISA). The ISA developed these publications to assist agencies and contractors to interpret tree industry standards and provide guidelines for practitioners of tree care and those people who employ them.

The City practices multiple methods of pest control and seeks to manage pests at an acceptable level or to a state at which beneficial insects may control pests without human intervention. Prevention of infestation and suppression of pests are the focus, as eradication is not always possible.

Spraying or other chemical applications needed to eliminate pests is done on an as-needed basis. Only employees with special training are allowed to perform the application, and they follow stringent safety procedures.



Emergency Response

Through their professionalism, first responders can make the difference between life and death in extremely challenging conditions, while assisting the public during emergencies. It is critical that the City of Fullerton's first responders, as well as other personnel, be prepared and well-trained for any given situation. A coordinated effort is necessary from all departments to ensure that staff is prepared to handle any emergency. This includes emergencies that arise on an infrequent basis, such as tree failures.

While trees provide numerous benefits, due to the number of trees in the community forest, their individual size, and the number of targets around them if they fail, trees can affect emergency operations. It is critical that emergency operations personnel be able to respond with little or no delay from outside influences such as trees blocking access for vehicles. The CFMP acknowledges the critical nature of such operations and gives recommendations on tree care to reduce the number of tree-related incidents to protect the safety of others.

The goal of the City of Fullerton's tree emergency protocol is to provide rapid response to the public need. It follows similar procedures and lines of communication as other departments. Whether a request for service comes in from a call to 911 or other reporting system, the communication process is as follows:

1. The on-duty person is notified and takes detailed notes of the situation. In the case of a 911 call, the appropriate specialized department responds. If the Fullerton Fire Department or other specialized department arrives first and requires assistance from another department, they are to call dispatch to request Public Works Department assistance.
2. In the event of a tree failure, the on-duty person notifies other city departments as necessary. If needed, the Public Works Department would call additional staff to work that are not already on-call.
3. The on-duty person inspects the site to confirm tree ownership and details from the original call. During the inspection, the on-duty person identifies possible hazards and damages caused by branch or tree failure. The on-duty person shall call Fullerton PD to create a damage report for any damages sustained by a confirmed city tree.
4. Depending on the size of the problem, the on-duty person calls for the first available Public Works on-call landscape employee or the city's tree maintenance contractor.
5. If the situation involves utilities requiring contractors of those specialties, the on-duty person calls the utility emergency response number to request immediate assistance. Once the assessment is complete and the area cleared for safety, the on-duty person closes the request and reports the situation back to normal.
6. The on-duty person notifies the Landscape Supervisor to report the completed request.

Debris associated with the emergency may be taken to a holding facility such as a park or city facility to await further processing and recycling instructions. In the case of a potential litigation situation, the debris shall be taken to a secure location under the direction of the Landscape Supervisor. If the situation qualifies as a severe national disaster, the City is advised to contact Federal authorities for funding via the Federal Emergency Management Act (FEMA).

FUTURE PLANNING FOR THE COMMUNITY FOREST

Updates to the Community Forest Management Plan

As the community forest grows and matures, its management will take considerable planning, funding, and regular reviews of policies and the inventory of existing trees. Staff should regularly inspect trees by district or zone prior to the performance of regular maintenance to ensure that the recommended maintenance for each tree site in the inventory is up to date. With accurate information in hand, staff may plan and budget accordingly.

The American National Standards Institute A300 standards and the International Society of Arboriculture Best Management Practices are updated periodically to include the latest information in the industry. It is recommended that the City keep the most current copy of these documents on file to guide how trees are maintained. As new editions or revisions are published, the Community Forest Management Plan appendix should be updated to reflect the current publications.

Below is a check list of tasks to consider when updating the plan in the future. These tasks do not have to be done all at once, though the City might prefer that depending on the necessary commission input and City Council approval. The Public Works Director may choose when to update based on staff time availability or if funds are allocated for the task to be completed under consultation by an outside party. Since there are no published standards or best management practices for creating new tree management plans or updating existing plans, these tasks are based on the knowledge expectation for an ISA Municipal Specialist.

1) Planning a sustainable forest:

- a) Review the City of Fullerton land use layers.
- b) Review the current USDA canopy cover data.
- c) Develop a Community Forest Maintenance Policy.
- d) Update the Ordinance and Policy as necessary based on current General Plan and Climate Action Plan goals.

2) Assessing the community forest:

- a) Review and update the tree inventory, as necessary.

3) Planting the community forest:

- a) Review the planting goals and approved species palette in the Master Street Tree Plan.
- b) Review ANSI standards, ISA Best Management Practices, and current City specifications to ensure all planting documents and policies are in line with industry practices.
- c) Ensure new trees are receiving adequate programmatic post-planting care.

4) Maintaining the community forest trees:

- a) Review ANSI standards, ISA Best Management Practices, and current City specifications to ensure all pruning documents and policies are in line with industry practices.
- b) Review ordinances, policies and public contact associated with tree conflicts in pavement and sewer settings.
- c) Review procedures associated with tree removal approval and recycling of green/wood waste.
- d) Look for opportunities to maintain the community forest more efficiently, and to promote green maintenance practices.

5) Managing risk in the community forest:

- a) Review tree risk and past claims for data on trends.
- b) Review storm and disaster emergency response procedures.

6) Protecting the community forest:

- a) Review the municipal tree ordinances and department policies to propose necessary updates.
- b) Review permit and construction plan review processes.

7) Administering the tree care program:

- a) Review administrative duties of the Tree Services Inspector.
- b) Review the budget for adequate funding as the forest grows in canopy size and number of trees.
- c) Evaluate performance of the program by the most relevant matrix.
- d) Review personnel qualifications and certifications.
- e) Review fleet equipment.
- f) Evaluate the public relations and communication methods about the tree program.



APPENDIX 1

i-Tree Ecosystem Analysis

City of Fullerton



Urban Forest Effects and Values
March 2022

Summary

Understanding an urban forest's structure, function and value can promote management decisions that will improve human health and environmental quality. An assessment of the vegetation structure, function, and value of the City of Fullerton urban forest was conducted during 2022. Data from 35074 trees located throughout City of Fullerton were analyzed using the i-Tree Eco model developed by the U.S. Forest Service, Northern Research Station.

- Number of trees: 35,074
- Tree Cover: 338.5 acres
- Most common species of trees: Magnolia grandiflora, Ulmus parvifolia, Lagerstroemia indica
- Percentage of trees less than 6" (15.2 cm) diameter: 16.9%
- Pollution Removal: 15.01 tons/year (\$145 thousand/year)
- Carbon Storage: 15.92 thousand tons (\$2.72 million)
- Carbon Sequestration: 715.6 tons (\$122 thousand/year)
- Oxygen Production: 1.908 thousand tons/year
- Avoided Runoff: 502.9 thousand cubic feet/year (\$33.6 thousand/year)
- Building energy savings: N/A – data not collected
- Avoided carbon emissions: N/A – data not collected
- Replacement values: \$168 million

Ton: short ton (U.S.) (2,000 lbs)

Monetary values \$ are reported in US Dollars throughout the report except where noted.

Ecosystem service estimates are reported for trees.

For an overview of i-Tree Eco methodology, see Appendix I. Data collection quality is determined by the local data collectors, over which i-Tree has no control.

Table of Contents

Summary	2
I. Tree Characteristics of the Urban Forest	4
II. Urban Forest Cover and Leaf Area	7
III. Air Pollution Removal by Urban Trees	9
IV. Carbon Storage and Sequestration	11
V. Oxygen Production	13
VI. Avoided Runoff	14
VII. Trees and Building Energy Use	15
VIII. Replacement and Functional Values	16
IX. Potential Pest Impacts	17
Appendix I. i-Tree Eco Model and Field Measurements	19
Appendix II. Relative Tree Effects	23
Appendix III. Comparison of Urban Forests	24
Appendix IV. General Recommendations for Air Quality Improvement	25
Appendix V. Invasive Species of the Urban Forest	26
Appendix VI. Potential Risk of Pests	27
References	35

I. Tree Characteristics of the Urban Forest

The urban forest of City of Fullerton has 35,074 trees with a tree cover of Magnolia grandiflora. The three most common species are Magnolia grandiflora (12.7 percent), Ulmus parvifolia (10.7 percent), and Lagerstroemia indica (7.5 percent).

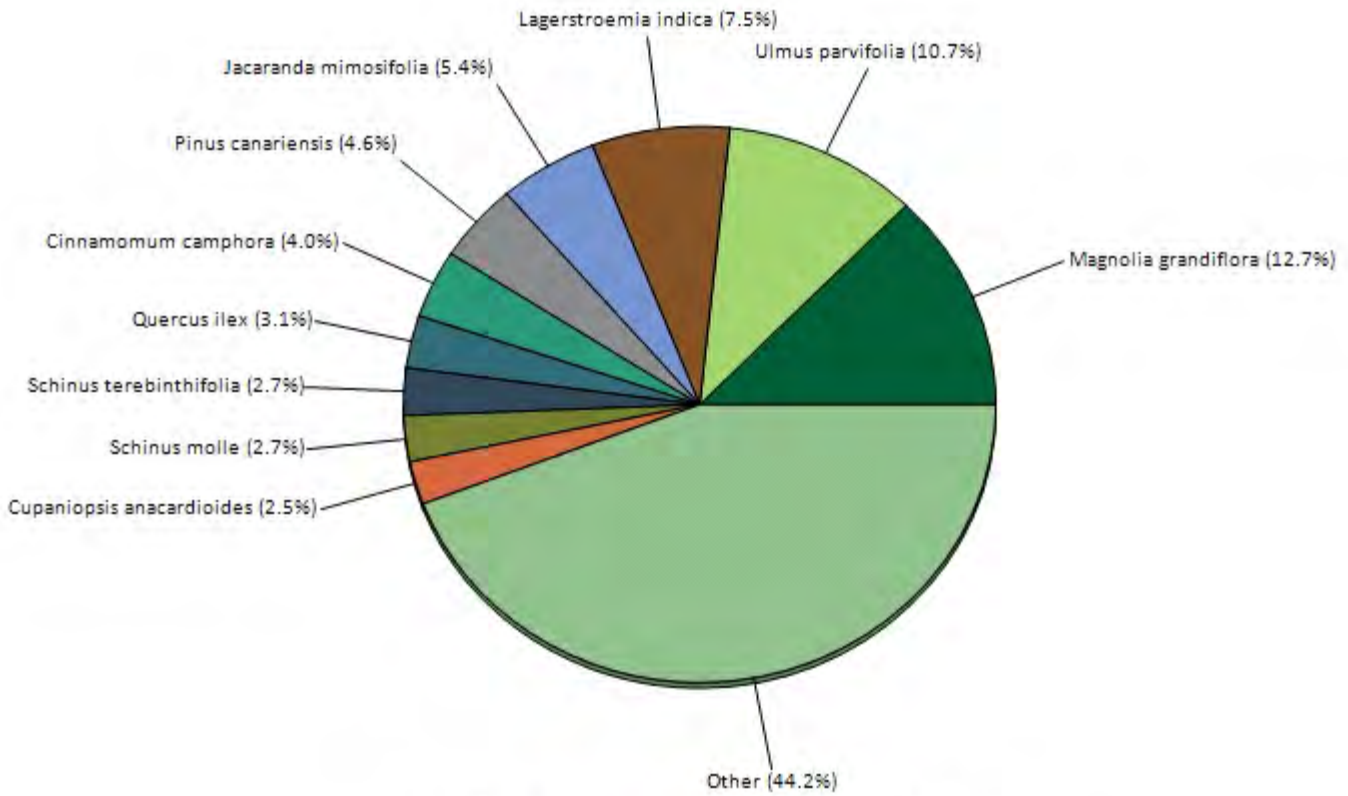


Figure 1. Tree species composition in City of Fullerton

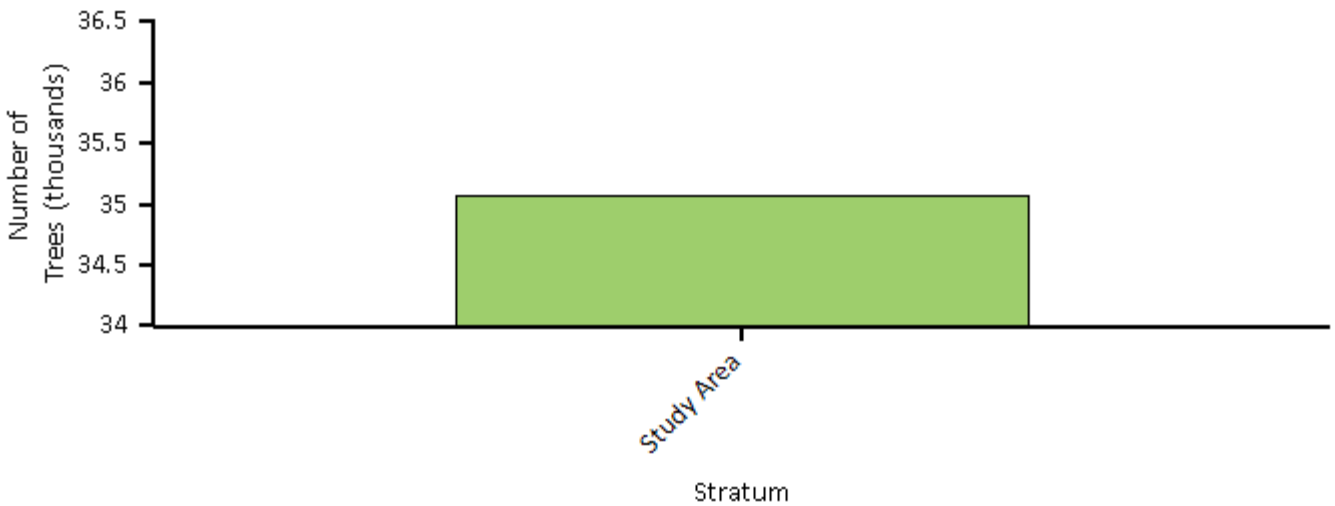


Figure 2. Number of trees in City of Fullerton by stratum

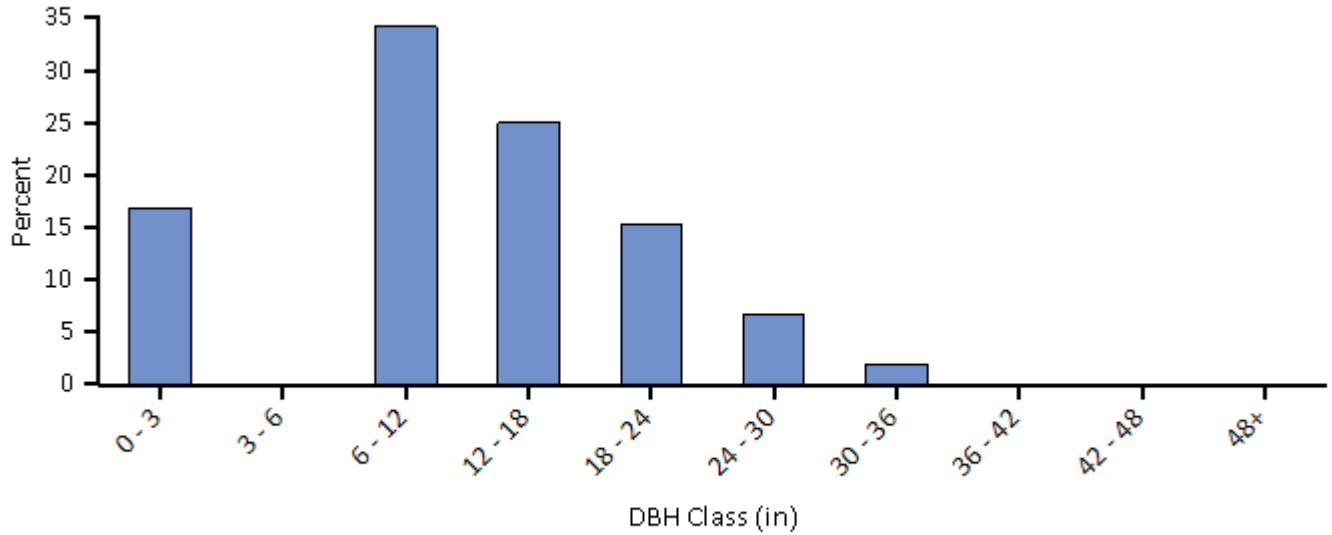


Figure 3. Percent of tree population by diameter class (DBH - stem diameter at 4.5 feet)

Urban forests are composed of a mix of native and exotic tree species. Thus, urban forests often have a tree diversity that is higher than surrounding native landscapes. Increased tree diversity can minimize the overall impact or destruction by a species-specific insect or disease, but it can also pose a risk to native plants if some of the exotic species are invasive plants that can potentially out-compete and displace native species. In City of Fullerton, about 24 percent of the trees are species native to North America, while 5 percent are native to California. Species exotic to North America make up 76 percent of the population. Most exotic tree species have an origin from Asia (29 percent of the species).

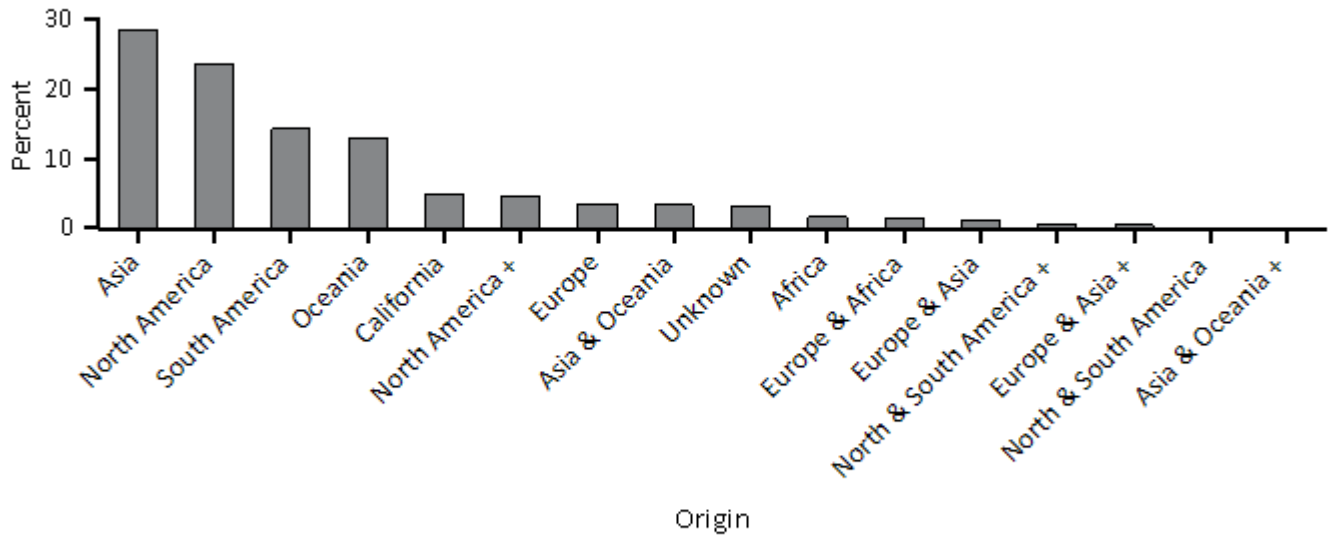


Figure 4. Percent of live tree population by area of native origin, City of Fullerton

The plus sign (+) indicates the tree species is native to another continent other than the ones listed in the grouping.

Invasive plant species are often characterized by their vigor, ability to adapt, reproductive capacity, and general lack of natural enemies. These abilities enable them to displace native plants and make them a threat to natural areas. Six of the 226 tree species in City of Fullerton are identified as invasive on the state invasive species list (California Invasive Species Advisory Committee 2010). These invasive species comprise 6.7 percent of the tree population though they may only cause a minimal level of impact. The three most common invasive species are *Schinus terebinthifolia* (2.7 percent of population), *Schinus molle* (2.7 percent), and *Triadica sebifera* (0.7 percent) (see Appendix V for a complete list of invasive species).

II. Urban Forest Cover and Leaf Area

Many tree benefits equate directly to the amount of healthy leaf surface area of the plant. Trees cover about 338.5 acres of City of Fullerton and provide 2.891 square miles of leaf area.

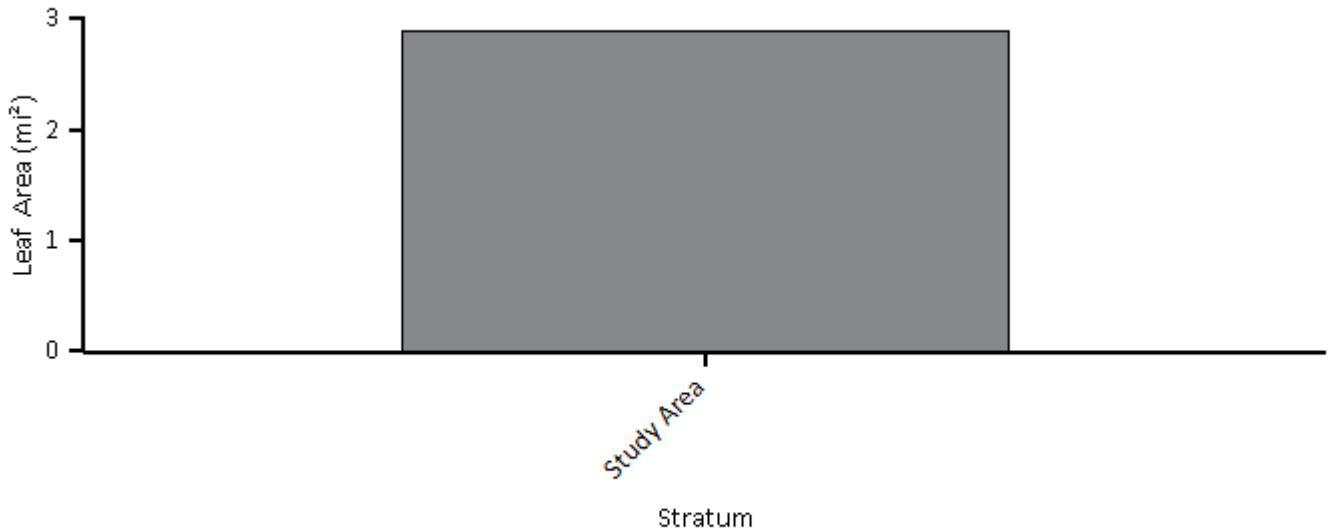


Figure 5. Leaf area by stratum, City of Fullerton

In City of Fullerton, the most dominant species in terms of leaf area are *Ulmus parvifolia*, *Pinus canariensis*, and *Magnolia grandiflora*. The 10 species with the greatest importance values are listed in Table 1. Importance values (IV) are calculated as the sum of percent population and percent leaf area. High importance values do not mean that these trees should necessarily be encouraged in the future; rather these species currently dominate the urban forest structure.

Table 1. Most important species in City of Fullerton

<i>Species Name</i>	<i>Percent Population</i>	<i>Percent Leaf Area</i>	<i>IV</i>
<i>Ulmus parvifolia</i>	10.7	17.9	28.6
<i>Magnolia grandiflora</i>	12.7	8.2	20.9
<i>Pinus canariensis</i>	4.6	8.8	13.4
<i>Jacaranda mimosifolia</i>	5.4	5.8	11.2
<i>Lagerstroemia indica</i>	7.5	1.1	8.6
<i>Eucalyptus cladocalyx</i>	1.4	6.5	7.9
<i>Quercus ilex</i>	3.1	4.1	7.1
<i>Cinnamomum camphora</i>	4.0	2.3	6.3
<i>Eucalyptus camaldulensis</i>	1.7	4.0	5.8
<i>Schinus terebinthifolia</i>	2.7	2.5	5.2

Common ground cover classes (including cover types beneath trees and shrubs) in City of Fullerton are not available since they are configured not to be collected.




Figure 6. Percent of land by ground cover classes, City of Fullerton

III. Air Pollution Removal by Urban Trees

Poor air quality is a common problem in many urban areas. It can lead to decreased human health, damage to landscape materials and ecosystem processes, and reduced visibility. The urban forest can help improve air quality by reducing air temperature, directly removing pollutants from the air, and reducing energy consumption in buildings, which consequently reduces air pollutant emissions from the power sources. Trees also emit volatile organic compounds that can contribute to ozone formation. However, integrative studies have revealed that an increase in tree cover leads to reduced ozone formation (Nowak and Dwyer 2000).

Pollution removal¹ by trees in City of Fullerton was estimated using field data and recent available pollution and weather data available. Pollution removal was greatest for ozone (Figure 7). It is estimated that trees remove 15.01 tons of air pollution (ozone (O₃), carbon monoxide (CO), nitrogen dioxide (NO₂), particulate matter less than 2.5 microns (PM_{2.5}), particulate matter less than 10 microns and greater than 2.5 microns (PM₁₀^{*})², and sulfur dioxide (SO₂)) per year with an associated value of \$145 thousand (see Appendix I for more details).

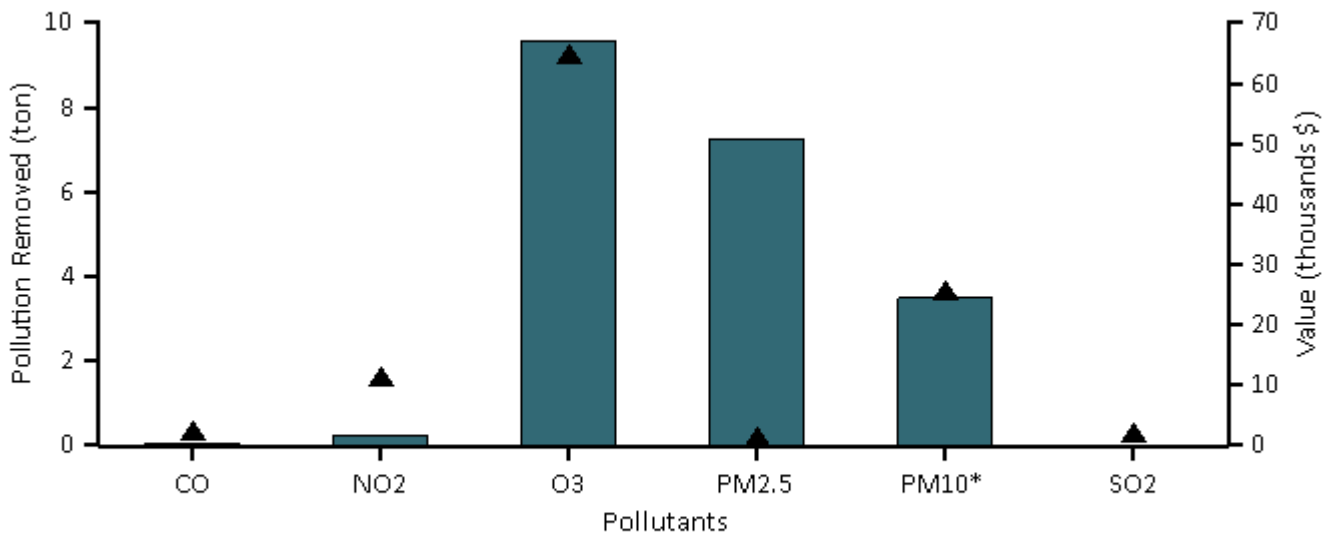


Figure 7. Annual pollution removal (points) and value (bars) by urban trees, City of Fullerton

¹ PM₁₀^{*} is particulate matter less than 10 microns and greater than 2.5 microns. PM_{2.5} is particulate matter less than 2.5 microns. If PM_{2.5} is not monitored, PM₁₀^{*} represents particulate matter less than 10 microns. PM_{2.5} is generally more relevant in discussions concerning air pollution effects on human health.

² Trees remove PM_{2.5} and PM₁₀^{*} when particulate matter is deposited on leaf surfaces. This deposited PM_{2.5} and PM₁₀^{*} can be resuspended to the atmosphere or removed during rain events and dissolved or transferred to the soil. This combination of events can lead to positive or negative pollution removal and value depending on various atmospheric factors (see Appendix I for more details).

In 2022, trees in City of Fullerton emitted an estimated 19.92 tons of volatile organic compounds (VOCs) (9.049 tons of isoprene and 10.87 tons of monoterpenes). Emissions vary among species based on species characteristics (e.g. some genera such as oaks are high isoprene emitters) and amount of leaf biomass. Twenty- six percent of the urban forest's VOC emissions were from *Eucalyptus cladocalyx* and *Quercus ilex*. These VOCs are precursor chemicals to ozone formation.³

General recommendations for improving air quality with trees are given in Appendix VIII.

³ Some economic studies have estimated VOC emission costs. These costs are not included here as there is a tendency to add positive dollar estimates of ozone removal effects with negative dollar values of VOC emission effects to determine whether tree effects are positive or negative in relation to ozone. This combining of dollar values to determine tree effects should not be done, rather estimates of VOC effects on ozone formation (e.g., via photochemical models) should be conducted and directly contrasted with ozone removal by trees (i.e., ozone effects should be directly compared, not dollar estimates). In addition, air temperature reductions by trees have been shown to significantly reduce ozone concentrations (Cardelino and Chameides 1990; Nowak et al 2000), but are not considered in this analysis. Photochemical modeling that integrates tree effects on air temperature, pollution removal, VOC emissions, and emissions from power plants can be used to determine the overall effect of trees on ozone concentrations.

IV. Carbon Storage and Sequestration

Climate change is an issue of global concern. Urban trees can help mitigate climate change by sequestering atmospheric carbon (from carbon dioxide) in tissue and by altering energy use in buildings, and consequently altering carbon dioxide emissions from fossil-fuel based power sources (Abdollahi et al 2000).

Trees reduce the amount of carbon in the atmosphere by sequestering carbon in new growth every year. The amount of carbon annually sequestered is increased with the size and health of the trees. The gross sequestration of City of Fullerton trees is about 715.6 tons of carbon per year with an associated value of \$122 thousand. See Appendix I for more details on methods.

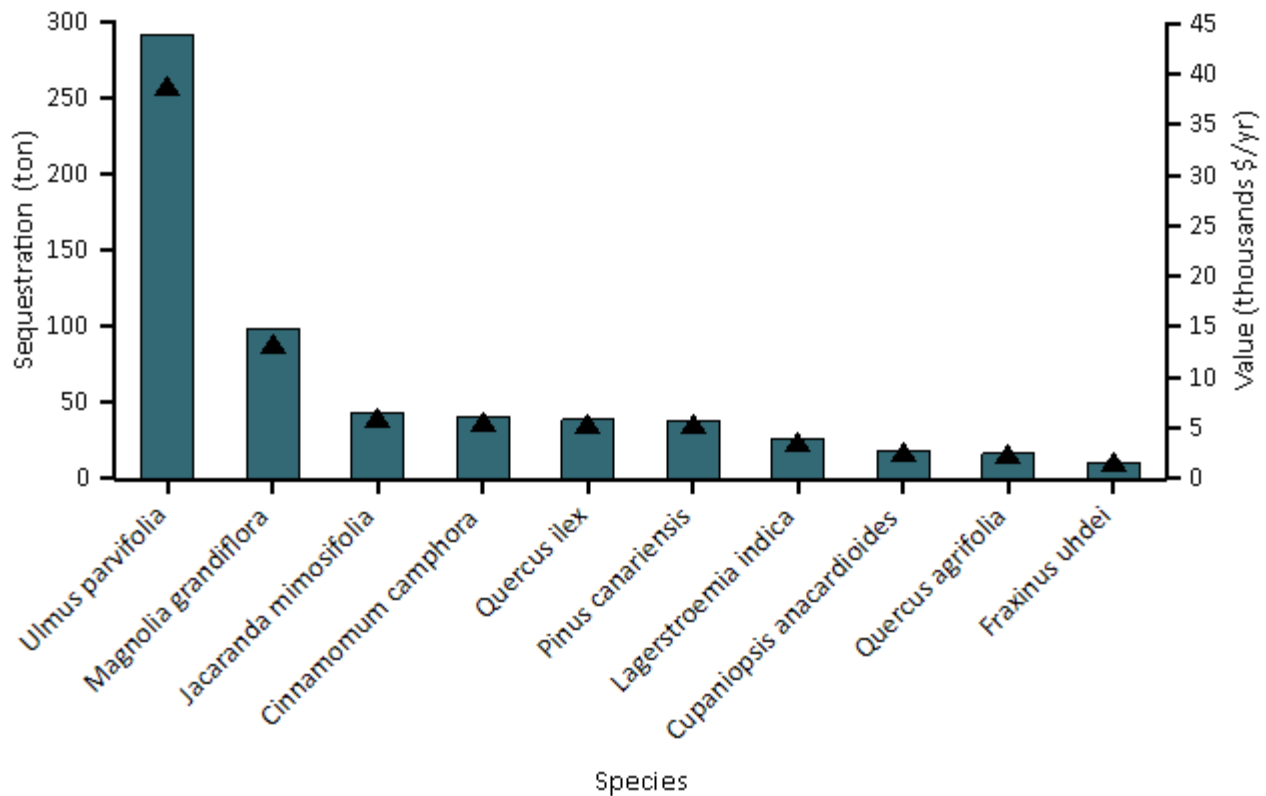


Figure 8. Estimated annual gross carbon sequestration (points) and value (bars) for urban tree species with the greatest sequestration, City of Fullerton

Carbon storage is another way trees can influence global climate change. As a tree grows, it stores more carbon by holding it in its accumulated tissue. As a tree dies and decays, it releases much of the stored carbon back into the atmosphere. Thus, carbon storage is an indication of the amount of carbon that can be released if trees are allowed to die and decompose. Maintaining healthy trees will keep the carbon stored in trees, but tree maintenance can contribute to carbon emissions (Nowak et al 2002c). When a tree dies, using the wood in long-term wood products, to heat buildings, or to produce energy will help reduce carbon emissions from wood decomposition or from fossil-fuel or wood-based power plants.

Trees in City of Fullerton are estimated to store 15900 tons of carbon (\$2.72 million). Of the species sampled, *Ulmus parvifolia* stores and sequesters the most carbon (approximately 31.4% of the total carbon stored and 35.9% of all sequestered carbon.)

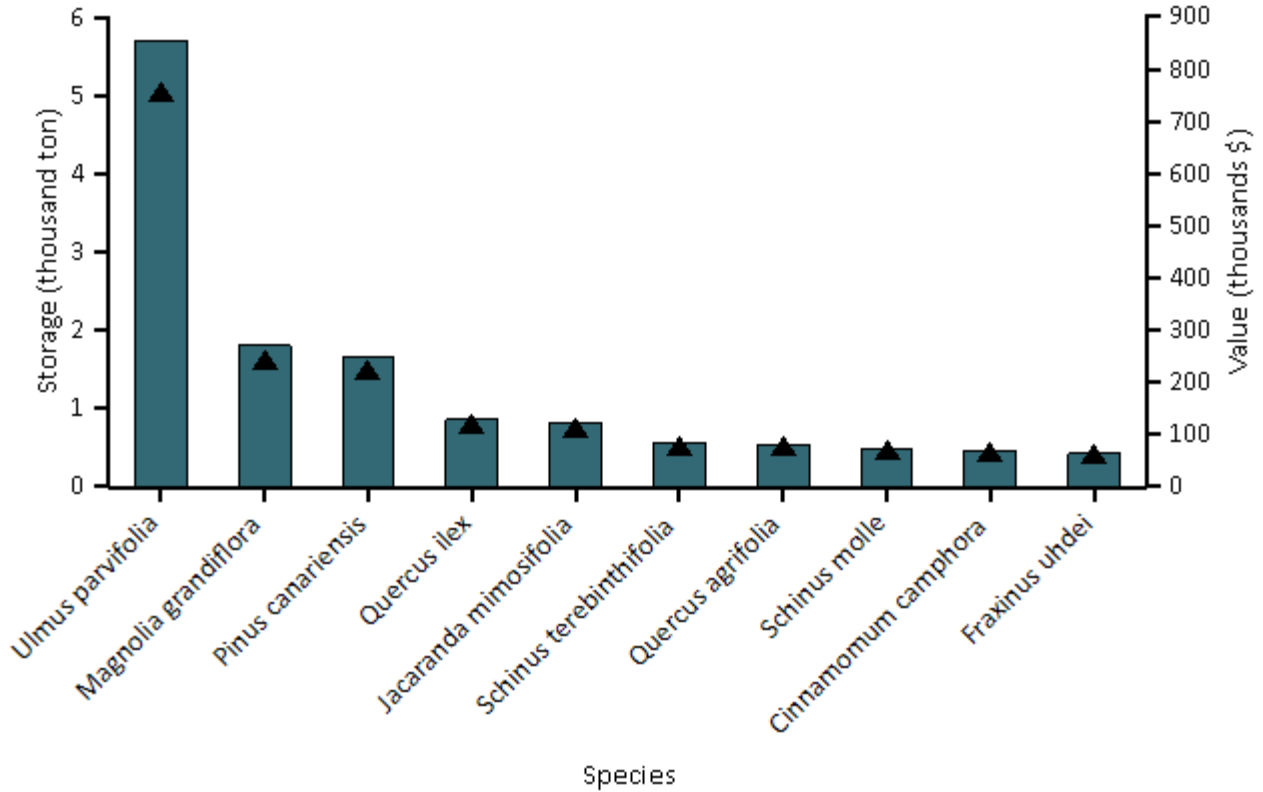


Figure 9. Estimated carbon storage (points) and values (bars) for urban tree species with the greatest storage, City of Fullerton

V. Oxygen Production

Oxygen production is one of the most commonly cited benefits of urban trees. The annual oxygen production of a tree is directly related to the amount of carbon sequestered by the tree, which is tied to the accumulation of tree biomass.

Trees in City of Fullerton are estimated to produce 1.908 thousand tons of oxygen per year.⁴ However, this tree benefit is relatively insignificant because of the large and relatively stable amount of oxygen in the atmosphere and extensive production by aquatic systems. Our atmosphere has an enormous reserve of oxygen. If all fossil fuel reserves, all trees, and all organic matter in soils were burned, atmospheric oxygen would only drop a few percent (Broecker 1970).

Table 2. The top 20 oxygen production species.

<i>Species</i>	<i>Oxygen (ton)</i>	<i>Gross Carbon Sequestration (ton/yr)</i>	<i>Number of Trees</i>	<i>Leaf Area (acre)</i>
Ulmus parvifolia	684.19	256.57	3,743	331.28
Magnolia grandiflora	232.59	87.22	4,456	151.18
Jacaranda mimosifolia	102.21	38.33	1,896	107.05
Cinnamomum camphora	95.41	35.78	1,389	43.17
Quercus ilex	91.20	34.20	1,070	75.44
Pinus canariensis	90.17	33.81	1,602	163.44
Lagerstroemia indica	61.10	22.91	2,642	20.53
Cupaniopsis anacardioides	43.76	16.41	880	24.79
Quercus agrifolia	38.98	14.62	860	43.70
Fraxinus uhdei	25.27	9.48	355	34.31
Liquidambar styraciflua	23.47	8.80	643	29.22
Eucalyptus cladocalyx	21.20	7.95	479	120.49
Geijera parviflora	21.08	7.91	311	6.91
Pyrus calleryana	17.84	6.69	429	12.86
Schinus terebinthifolia	17.44	6.54	964	46.18
Pinus halepensis	15.49	5.81	335	25.88
Platanus racemosa	15.26	5.72	506	50.23
Platanus x hybrida	14.18	5.32	543	22.92
Eucalyptus camaldulensis	14.02	5.26	606	74.72
Schinus molle	13.93	5.22	933	46.13

VI. Avoided Runoff

Surface runoff can be a cause for concern in many urban areas as it can contribute pollution to streams, wetlands, rivers, lakes, and oceans. During precipitation events, some portion of the precipitation is intercepted by vegetation (trees and shrubs) while the other portion reaches the ground. The portion of the precipitation that reaches the ground and does not infiltrate into the soil becomes surface runoff (Hirabayashi 2012). In urban areas, the large extent of impervious surfaces increases the amount of surface runoff.

Urban trees and shrubs, however, are beneficial in reducing surface runoff. Trees and shrubs intercept precipitation, while their root systems promote infiltration and storage in the soil. The trees and shrubs of City of Fullerton help to reduce runoff by an estimated 503 thousand cubic feet a year with an associated value of \$34 thousand (see Appendix I for more details). Avoided runoff is estimated based on local weather from the user-designated weather station. In City of Fullerton, the total annual precipitation in 2019 was 20.8 inches.

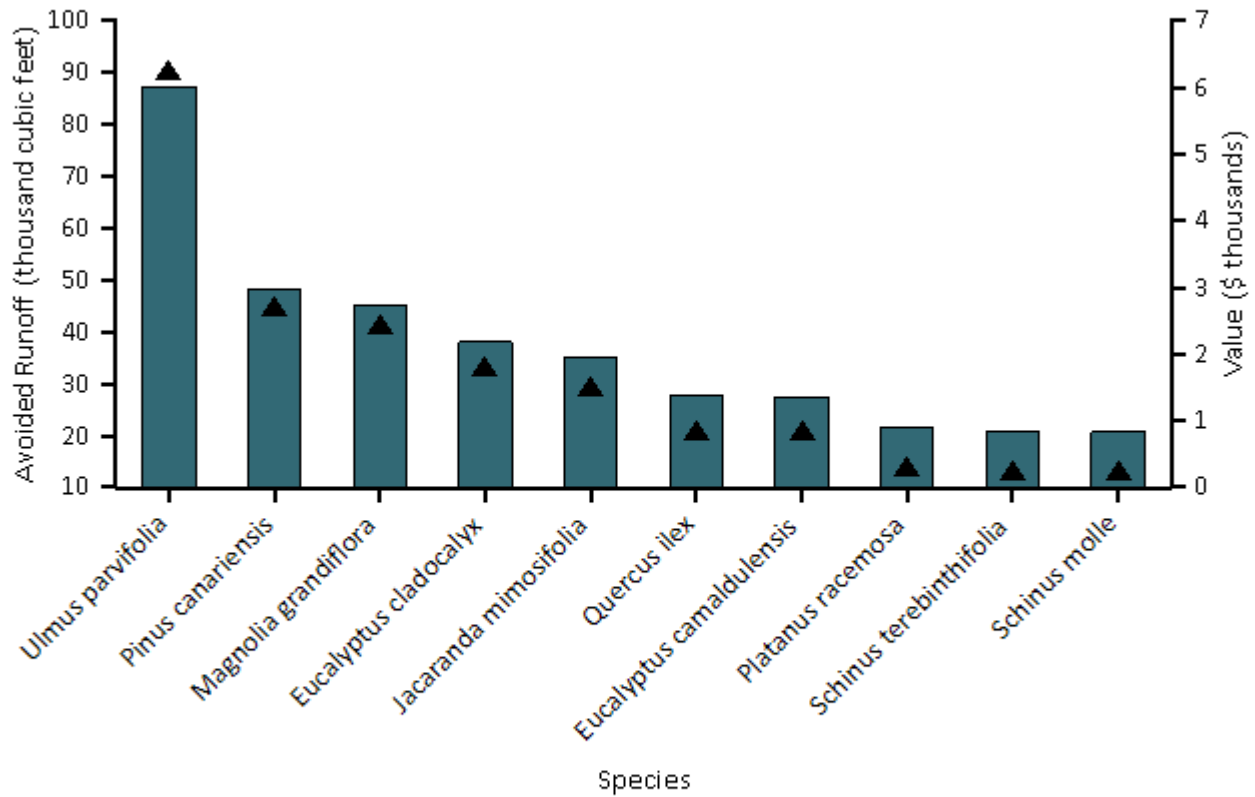


Figure 10. Avoided runoff (points) and value (bars) for species with greatest overall impact on runoff, City of Fullerton

VII. Trees and Building Energy Use

Trees affect energy consumption by shading buildings, providing evaporative cooling, and blocking winter winds. Trees tend to reduce building energy consumption in the summer months and can either increase or decrease building energy use in the winter months, depending on the location of trees around the building. Estimates of tree effects on energy use are based on field measurements of tree distance and direction to space conditioned residential buildings (McPherson and Simpson 1999).

Because energy-related data were not collected, energy savings and carbon avoided cannot be calculated.

Table 3. Annual energy savings due to trees near residential buildings, City of Fullerton

	<i>Heating</i>	<i>Cooling</i>	<i>Total</i>
MBTU ^a	0	N/A	0
MWH ^b	0	0	0
Carbon Avoided (pounds)	0	0	0

^aMBTU - one million British Thermal Units

^bMWH - megawatt-hour

Table 4. Annual savings ^a (\$) in residential energy expenditure during heating and cooling seasons, City of Fullerton

	<i>Heating</i>	<i>Cooling</i>	<i>Total</i>
MBTU ^b	0	N/A	0
MWH ^c	0	0	0
Carbon Avoided	0	0	0

^bBased on the prices of \$204.7 per MWH and \$12.9396400362223 per MBTU (see Appendix I for more details)

^cMBTU - one million British Thermal Units

^cMWH - megawatt-hour

⁵ Trees modify climate, produce shade, and reduce wind speeds. Increased energy use or costs are likely due to these tree-building interactions creating a cooling effect during the winter season. For example, a tree (particularly evergreen species) located on the southern side of a residential building may produce a shading effect that causes increases in heating requirements.

VIII. Replacement and Functional Values

Urban forests have a replacement value based on the trees themselves (e.g., the cost of having to replace a tree with a similar tree); they also have functional values (either positive or negative) based on the functions the trees perform.

The replacement value of an urban forest tends to increase with a rise in the number and size of healthy trees (Nowak et al 2002a). Annual functional values also tend to increase with increased number and size of healthy trees. Through proper management, urban forest values can be increased; however, the values and benefits also can decrease as the amount of healthy tree cover declines.

Urban trees in City of Fullerton have the following replacement values:

- Replacement value: \$168 million
- Carbon storage: \$2.72 million

Urban trees in City of Fullerton have the following annual functional values:

- Carbon sequestration: \$122 thousand
- Avoided runoff: \$33.6 thousand
- Pollution removal: \$145 thousand
- Energy costs and carbon emission values: \$0

(Note: negative value indicates increased energy cost and carbon emission value)

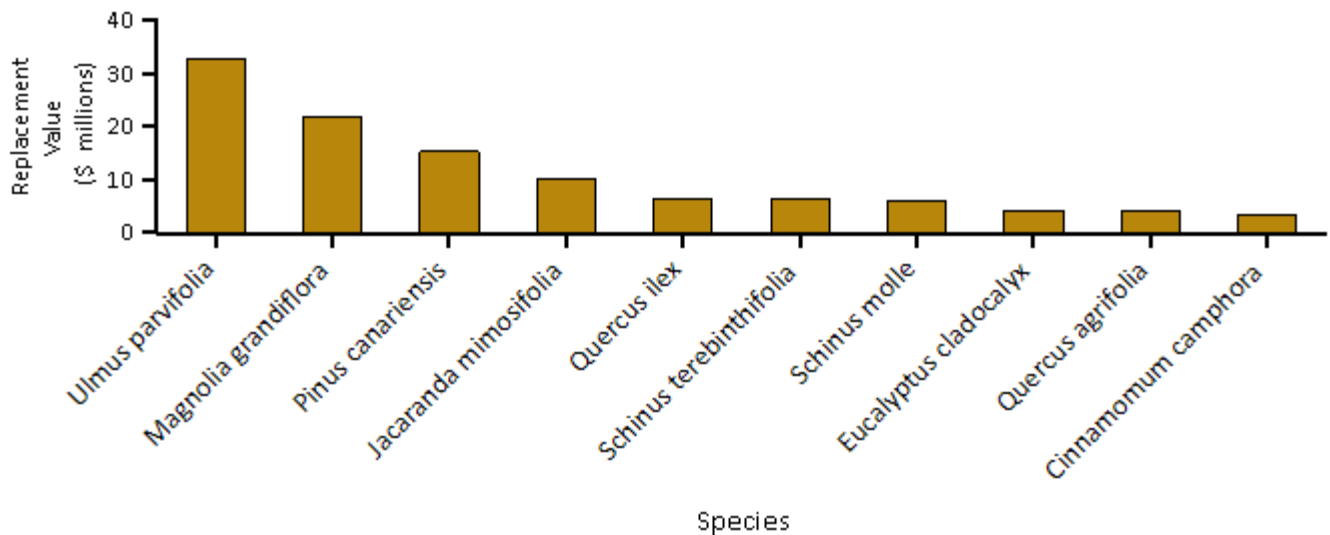


Figure 11. Tree species with the greatest replacement value, City of Fullerton

IX. Potential Pest Impacts

Various insects and diseases can infest urban forests, potentially killing trees and reducing the health, replacement value and sustainability of the urban forest. As pests tend to have differing tree hosts, the potential damage or risk of each pest will differ among cities. Thirty-six pests were analyzed for their potential impact and compared with pest range maps (Forest Health Technology Enterprise Team 2014) for the conterminous United States to determine their proximity to Orange County. Five of the thirty-six pests analyzed are located within the county. For a complete analysis of all pests, see Appendix VII.

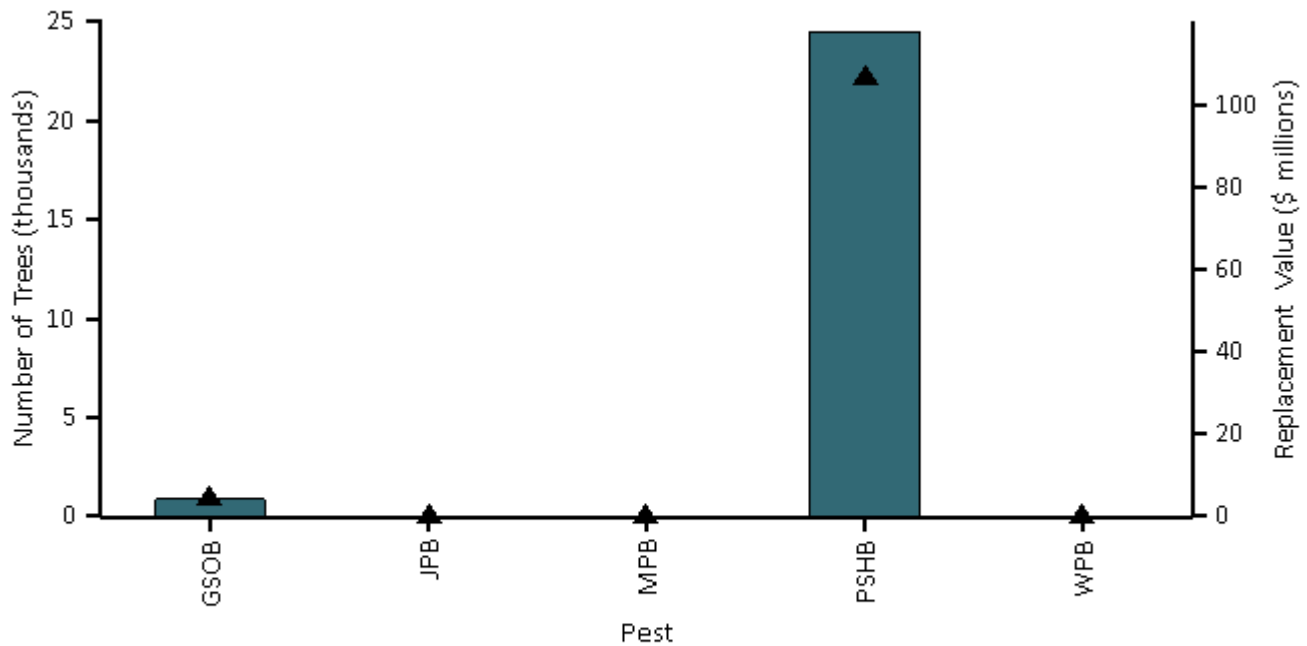


Figure 12. Number of trees at risk (points) and associated compensatory value (bars) for most threatening pests located in the county, City of Fullerton

Infestations of the goldspotted oak borer (GSOB) (Society of American Foresters 2011) have been a growing problem in southern California. Potential loss of trees from GSOB is 2.5 percent (\$4.15 million in replacement value).

The Jeffrey pine beetle (JPB) (Smith et al 2009) is native to North America and is distributed across California, Nevada, and Oregon where its only host, Jeffrey pine, also occurs. This pest threatens 0.0 percent of the population, which represents a potential loss of \$0 in replacement value.

Mountain pine beetle (MPB) (Gibson et al 2009) is a bark beetle that primarily attacks pine species in the western United States. MPB has the potential to affect 0.0 percent of the population (\$15.9 thousand in replacement value).

Polyphagous shot hole borer (PSHB) (University of California 2014) is a boring beetle that was first detected in California. City of Fullerton could possibly lose 63.3 percent of its trees to this pest (\$118 million in replacement value).

The western pine beetle (WPB) (DeMars and Roettgering 1982) is a bark beetle and aggressive attacker of ponderosa and Coulter pines. This pest threatens 0.0 percent of the population, which represents a potential loss of \$15.9

thousand in replacement value.

Appendix I. i-Tree Eco Model and Field Measurements

i-Tree Eco is designed to use standardized field data and local hourly air pollution and meteorological data to quantify urban forest structure and its numerous effects (Nowak and Crane 2000), including:

- Urban forest structure (e.g., species composition, tree health, leaf area, etc.).
- Amount of pollution removed hourly by the urban forest, and its associated percent air quality improvement throughout a year.
- Total carbon stored and net carbon annually sequestered by the urban forest.
- Effects of trees on building energy use and consequent effects on carbon dioxide emissions from power sources.
- Replacement value of the forest, as well as the value for air pollution removal and carbon storage and sequestration.
- Potential impact of infestations by pests, such as Asian longhorned beetle, emerald ash borer, gypsy moth, and Dutch elm disease.

Typically, all field data are collected during the leaf-on season to properly assess tree canopies. Typical data collection (actual data collection may vary depending upon the user) includes land use, ground and tree cover, individual tree attributes of species, stem diameter, height, crown width, crown canopy missing and dieback, and distance and direction to residential buildings (Nowak et al 2005; Nowak et al 2008).

During data collection, trees are identified to the most specific taxonomic classification possible. Trees that are not classified to the species level may be classified by genus (e.g., ash) or species groups (e.g., hardwood). In this report, tree species, genera, or species groups are collectively referred to as tree species.

Tree Characteristics:

Leaf area of trees was assessed using measurements of crown dimensions and percentage of crown canopy missing. In the event that these data variables were not collected, they are estimated by the model.

An analysis of invasive species is not available for studies outside of the United States. For the U.S., invasive species are identified using an invasive species list (California Invasive Species Advisory Committee 2010) for the state in which the urban forest is located. These lists are not exhaustive and they cover invasive species of varying degrees of invasiveness and distribution. In instances where a state did not have an invasive species list, a list was created based on the lists of the adjacent states. Tree species that are identified as invasive by the state invasive species list are cross-referenced with native range data. This helps eliminate species that are on the state invasive species list, but are native to the study area.

Air Pollution Removal:

Pollution removal is calculated for ozone, sulfur dioxide, nitrogen dioxide, carbon monoxide, particulate matter less than 2.5 microns, and particulate matter less than 10 microns and greater than 2.5 microns. PM_{2.5} is generally more relevant in discussions concerning air pollution effects on human health.

Air pollution removal estimates are derived from calculated hourly tree-canopy resistances for ozone, and sulfur and nitrogen dioxides based on a hybrid of big-leaf and multi-layer canopy deposition models (Baldocchi 1988; Baldocchi et al 1987). As the removal of carbon monoxide and particulate matter by vegetation is not directly related to transpiration, removal rates (deposition velocities) for these pollutants were based on average measured values from the literature (Bidwell and Fraser 1972; Lovett 1994) that were adjusted depending on leaf phenology and leaf area. Particulate removal incorporated a 50 percent resuspension rate of particles back to the atmosphere (Zinke 1967). Recent updates (2011) to air quality modeling are based on improved leaf area index simulations, weather and

pollution processing and interpolation, and updated pollutant monetary values (Hirabayashi et al 2011; Hirabayashi et al 2012; Hirabayashi 2011).

Trees remove PM_{2.5} and PM₁₀* when particulate matter is deposited on leaf surfaces (Nowak et al 2013). This deposited PM_{2.5} and PM₁₀* can be resuspended to the atmosphere or removed during rain events and dissolved or transferred to the soil. This combination of events can lead to positive or negative pollution removal and value depending on various atmospheric factors. Generally, PM_{2.5} and PM₁₀* removal is positive with positive benefits. However, there are some cases when net removal is negative or resuspended particles lead to increased pollution concentrations and negative values. During some months (e.g., with no rain), trees resuspend more particles than they remove. Resuspension can also lead to increased overall PM_{2.5} and PM₁₀* concentrations if the boundary layer conditions are lower during net resuspension periods than during net removal periods. Since the pollution removal value is based on the change in pollution concentration, it is possible to have situations when trees remove PM_{2.5} and PM₁₀* but increase concentrations and thus have negative values during periods of positive overall removal. These events are not common, but can happen.

For reports in the United States, default air pollution removal value is calculated based on local incidence of adverse health effects and national median externality costs. The number of adverse health effects and associated economic value is calculated for ozone, sulfur dioxide, nitrogen dioxide, and particulate matter less than 2.5 microns using data from the U.S. Environmental Protection Agency's Environmental Benefits Mapping and Analysis Program (BenMAP) (Nowak et al 2014). The model uses a damage-function approach that is based on the local change in pollution concentration and population. National median externality costs were used to calculate the value of carbon monoxide removal (Murray et al 1994).

For international reports, user-defined local pollution values are used. For international reports that do not have local values, estimates are based on either European median externality values (van Essen et al 2011) or BenMAP regression equations (Nowak et al 2014) that incorporate user-defined population estimates. Values are then converted to local currency with user-defined exchange rates.

For this analysis, pollution removal value is calculated based on the prices of \$1,443 per ton (carbon monoxide), \$7,299 per ton (ozone), \$1,098 per ton (nitrogen dioxide), \$365 per ton (sulfur dioxide), \$416,980 per ton (particulate matter less than 2.5 microns), \$6,781 per ton (particulate matter less than 10 microns and greater than 2.5 microns).

Carbon Storage and Sequestration:

Carbon storage is the amount of carbon bound up in the above-ground and below-ground parts of woody vegetation. To calculate current carbon storage, biomass for each tree was calculated using equations from the literature and measured tree data. Open-grown, maintained trees tend to have less biomass than predicted by forest-derived biomass equations (Nowak 1994). To adjust for this difference, biomass results for open-grown urban trees were multiplied by 0.8. No adjustment was made for trees found in natural stand conditions. Tree dry-weight biomass was converted to stored carbon by multiplying by 0.5.

Carbon sequestration is the removal of carbon dioxide from the air by plants. To estimate the gross amount of carbon sequestered annually, average diameter growth from the appropriate genera and diameter class and tree condition was added to the existing tree diameter (year x) to estimate tree diameter and carbon storage in year x+1.

Carbon storage and carbon sequestration values are based on estimated or customized local carbon values. For international reports that do not have local values, estimates are based on the carbon value for the United States (U.S. Environmental Protection Agency 2015, Interagency Working Group on Social Cost of Carbon 2015) and converted to local currency with user-defined exchange rates.

For this analysis, carbon storage and carbon sequestration values are calculated based on \$171 per ton.

Oxygen Production:

The amount of oxygen produced is estimated from carbon sequestration based on atomic weights: net O₂ release (kg/yr) = net C sequestration (kg/yr) × 32/12. To estimate the net carbon sequestration rate, the amount of carbon sequestered as a result of tree growth is reduced by the amount lost resulting from tree mortality. Thus, net carbon sequestration and net annual oxygen production of the urban forest account for decomposition (Nowak et al 2007). For complete inventory projects, oxygen production is estimated from gross carbon sequestration and does not account for decomposition.

Avoided Runoff:

Annual avoided surface runoff is calculated based on rainfall interception by vegetation, specifically the difference between annual runoff with and without vegetation. Although tree leaves, branches, and bark may intercept precipitation and thus mitigate surface runoff, only the precipitation intercepted by leaves is accounted for in this analysis.

The value of avoided runoff is based on estimated or user-defined local values. For international reports that do not have local values, the national average value for the United States is utilized and converted to local currency with user-defined exchange rates. The U.S. value of avoided runoff is based on the U.S. Forest Service's Community Tree Guide Series (McPherson et al 1999; 2000; 2001; 2002; 2003; 2004; 2006a; 2006b; 2006c; 2007; 2010; Peper et al 2009; 2010; Vargas et al 2007a; 2007b; 2008).

For this analysis, avoided runoff value is calculated based on the price of \$0.07 per ft³.

Building Energy Use:

If appropriate field data were collected, seasonal effects of trees on residential building energy use were calculated based on procedures described in the literature (McPherson and Simpson 1999) using distance and direction of trees from residential structures, tree height and tree condition data. To calculate the monetary value of energy savings, local or custom prices per MWH or MBTU are utilized.

For this analysis, energy saving value is calculated based on the prices of \$204.70 per MWH and \$12.94 per MBTU.

Replacement Values:

Replacement value is the value of a tree based on the physical resource itself (e.g., the cost of having to replace a tree with a similar tree). Replacement values were based on valuation procedures of the Council of Tree and Landscape Appraisers, which uses tree species, diameter, condition, and location information (Nowak et al 2002a; 2002b). Replacement value may not be included for international projects if there is insufficient local data to complete the valuation procedures.

Potential Pest Impacts:

The complete potential pest risk analysis is not available for studies outside of the United States. The number of trees at risk to the pests analyzed is reported, though the list of pests is based on known insects and disease in the United States.

For the U.S., potential pest risk is based on pest range maps and the known pest host species that are likely to experience mortality. Pest range maps for 2012 from the Forest Health Technology Enterprise Team (FHTET) (Forest Health Technology Enterprise Team 2014) were used to determine the proximity of each pest to the county in which

the urban forest is located. For the county, it was established whether the insect/disease occurs within the county, is within 250 miles of the county edge, is between 250 and 750 miles away, or is greater than 750 miles away. FHTET did not have pest range maps for Dutch elm disease and chestnut blight. The range of these pests was based on known occurrence and the host range, respectively (Eastern Forest Environmental Threat Assessment Center; Worrall 2007).

Relative Tree Effects:

The relative value of tree benefits reported in Appendix II is calculated to show what carbon storage and sequestration, and air pollutant removal equate to in amounts of municipal carbon emissions, passenger automobile emissions, and house emissions.

Municipal carbon emissions are based on 2010 U.S. per capita carbon emissions (Carbon Dioxide Information Analysis Center 2010). Per capita emissions were multiplied by city population to estimate total city carbon emissions.

Light duty vehicle emission rates (g/mi) for CO, NO_x, VOCs, PM₁₀, SO₂ for 2010 (Bureau of Transportation Statistics 2010; Heirigs et al 2004), PM_{2.5} for 2011-2015 (California Air Resources Board 2013), and CO₂ for 2011 (U.S. Environmental Protection Agency 2010) were multiplied by average miles driven per vehicle in 2011 (Federal Highway Administration 2013) to determine average emissions per vehicle.

Household emissions are based on average electricity kWh usage, natural gas Btu usage, fuel oil Btu usage, kerosene Btu usage, LPG Btu usage, and wood Btu usage per household in 2009 (Energy Information Administration 2013; Energy Information Administration 2014)

- CO₂, SO₂, and NO_x power plant emission per kWh are from Leonardo Academy 2011. CO emission per kWh assumes 1/3 of one percent of C emissions is CO based on Energy Information Administration 1994. PM₁₀ emission per kWh from Layton 2004.
- CO₂, NO_x, SO₂, and CO emission per Btu for natural gas, propane and butane (average used to represent LPG), Fuel #4 and #6 (average used to represent fuel oil and kerosene) from Leonardo Academy 2011.
- CO₂ emissions per Btu of wood from Energy Information Administration 2014.
- CO, NO_x and SO_x emission per Btu based on total emissions and wood burning (tons) from (British Columbia Ministry 2005; Georgia Forestry Commission 2009).

Appendix II. Relative Tree Effects

The urban forest in City of Fullerton provides benefits that include carbon storage and sequestration, and air pollutant removal. To estimate the relative value of these benefits, tree benefits were compared to estimates of average municipal carbon emissions, average passenger automobile emissions, and average household emissions. See Appendix I for methodology.

Carbon storage is equivalent to:

- Amount of carbon emitted in City of Fullerton in 8 days
- Annual carbon (C) emissions from 11,300 automobiles
- Annual C emissions from 4,620 single-family houses

Carbon monoxide removal is equivalent to:

- Annual carbon monoxide emissions from 3 automobiles
- Annual carbon monoxide emissions from 8 single-family houses

Nitrogen dioxide removal is equivalent to:

- Annual nitrogen dioxide emissions from 227 automobiles
- Annual nitrogen dioxide emissions from 102 single-family houses

Sulfur dioxide removal is equivalent to:

- Annual sulfur dioxide emissions from 2,330 automobiles
- Annual sulfur dioxide emissions from 6 single-family houses

Annual carbon sequestration is equivalent to:

- Amount of carbon emitted in City of Fullerton in 0.4 days
- Annual C emissions from 500 automobiles
- Annual C emissions from 200 single-family houses

Appendix III. Comparison of Urban Forests

A common question asked is, "How does this city compare to other cities?" Although comparison among cities should be made with caution as there are many attributes of a city that affect urban forest structure and functions, summary data are provided from other cities analyzed using the i-Tree Eco model.

I. City totals for trees

City	% Tree Cover	Number of Trees	Carbon Storage (tons)	Carbon Sequestration (tons/yr)	Pollution Removal (tons/yr)
Toronto, ON, Canada	26.6	10,220,000	1,221,000	51,500	2,099
Atlanta, GA	36.7	9,415,000	1,344,000	46,400	1,663
Los Angeles, CA	11.1	5,993,000	1,269,000	77,000	1,975
New York, NY	20.9	5,212,000	1,350,000	42,300	1,676
London, ON, Canada	24.7	4,376,000	396,000	13,700	408
Chicago, IL	17.2	3,585,000	716,000	25,200	888
Phoenix, AZ	9.0	3,166,000	315,000	32,800	563
Baltimore, MD	21.0	2,479,000	570,000	18,400	430
Philadelphia, PA	15.7	2,113,000	530,000	16,100	575
Washington, DC	28.6	1,928,000	525,000	16,200	418
Oakville, ON , Canada	29.1	1,908,000	147,000	6,600	190
Albuquerque, NM	14.3	1,846,000	332,000	10,600	248
Boston, MA	22.3	1,183,000	319,000	10,500	283
Syracuse, NY	26.9	1,088,000	183,000	5,900	109
Woodbridge, NJ	29.5	986,000	160,000	5,600	210
Minneapolis, MN	26.4	979,000	250,000	8,900	305
San Francisco, CA	11.9	668,000	194,000	5,100	141
Morgantown, WV	35.5	658,000	93,000	2,900	72
Moorestown, NJ	28.0	583,000	117,000	3,800	118
Hartford, CT	25.9	568,000	143,000	4,300	58
Jersey City, NJ	11.5	136,000	21,000	890	41
Casper, WY	8.9	123,000	37,000	1,200	37
Freehold, NJ	34.4	48,000	20,000	540	22

II. Totals per acre of land area

City	Number of Trees/ac	Carbon Storage (tons/ac)	Carbon Sequestration (tons/ac/yr)	Pollution Removal (lb/ac/yr)
Toronto, ON, Canada	64.9	7.8	0.33	26.7
Atlanta, GA	111.6	15.9	0.55	39.4
Los Angeles, CA	19.6	4.2	0.16	13.1
New York, NY	26.4	6.8	0.21	17.0
London, ON, Canada	75.1	6.8	0.24	14.0
Chicago, IL	24.2	4.8	0.17	12.0
Phoenix, AZ	12.9	1.3	0.13	4.6
Baltimore, MD	48.0	11.1	0.36	16.6
Philadelphia, PA	25.1	6.3	0.19	13.6
Washington, DC	49.0	13.3	0.41	21.2
Oakville, ON , Canada	78.1	6.0	0.27	11.0
Albuquerque, NM	21.8	3.9	0.12	5.9
Boston, MA	33.5	9.1	0.30	16.1
Syracuse, NY	67.7	10.3	0.34	13.6
Woodbridge, NJ	66.5	10.8	0.38	28.4
Minneapolis, MN	26.2	6.7	0.24	16.3
San Francisco, CA	22.5	6.6	0.17	9.5
Morgantown, WV	119.2	16.8	0.52	26.0
Moorestown, NJ	62.1	12.4	0.40	25.1
Hartford, CT	50.4	12.7	0.38	10.2
Jersey City, NJ	14.4	2.2	0.09	8.6
Casper, WY	9.1	2.8	0.09	5.5
Freehold, NJ	38.3	16.0	0.44	35.3

Appendix IV. General Recommendations for Air Quality Improvement

Urban vegetation can directly and indirectly affect local and regional air quality by altering the urban atmosphere environment. Four main ways that urban trees affect air quality are (Nowak 1995):

- Temperature reduction and other microclimate effects
- Removal of air pollutants
- Emission of volatile organic compounds (VOC) and tree maintenance emissions
- Energy effects on buildings

The cumulative and interactive effects of trees on climate, pollution removal, and VOC and power plant emissions determine the impact of trees on air pollution. Cumulative studies involving urban tree impacts on ozone have revealed that increased urban canopy cover, particularly with low VOC emitting species, leads to reduced ozone concentrations in cities (Nowak 2000). Local urban management decisions also can help improve air quality.

Urban forest management strategies to help improve air quality include (Nowak 2000):

<i>Strategy</i>	<i>Result</i>
Increase the number of healthy trees	Increase pollution removal
Sustain existing tree cover	Maintain pollution removal levels
Maximize use of low VOC-emitting trees	Reduces ozone and carbon monoxide formation
Sustain large, healthy trees	Large trees have greatest per-tree effects
Use long-lived trees	Reduce long-term pollutant emissions from planting and removal
Use low maintenance trees	Reduce pollutants emissions from maintenance activities
Reduce fossil fuel use in maintaining vegetation	Reduce pollutant emissions
Plant trees in energy conserving locations	Reduce pollutant emissions from power plants
Plant trees to shade parked cars	Reduce vehicular VOC emissions
Supply ample water to vegetation	Enhance pollution removal and temperature reduction
Plant trees in polluted or heavily populated areas	Maximizes tree air quality benefits
Avoid pollutant-sensitive species	Improve tree health
Utilize evergreen trees for particulate matter	Year-round removal of particles

Appendix V. Invasive Species of the Urban Forest

The following inventoried tree species were listed as invasive on the California invasive species list (California Invasive Species Advisory Committee 2010):

Species Name ^a	Number of Trees	% of Trees	Leaf Area (ac)	Percent Leaf Area
Schinus terebinthifolia	964	2.7	46.2	2.5
Schinus molle	933	2.7	46.1	2.5
Triadica sebifera	241	0.7	3.9	0.2
Melaleuca quinquenervia	128	0.4	8.6	0.5
Eucalyptus globulus	64	0.2	13.5	0.7
Ailanthus altissima	6	0.0	0.7	0.0
Total	2,336	6.66	118.91	6.43

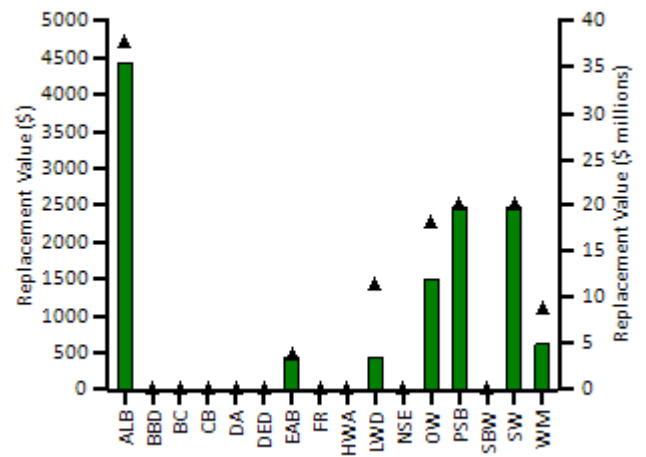
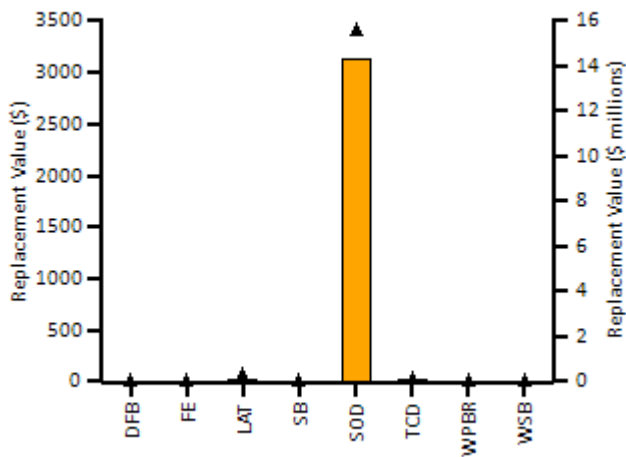
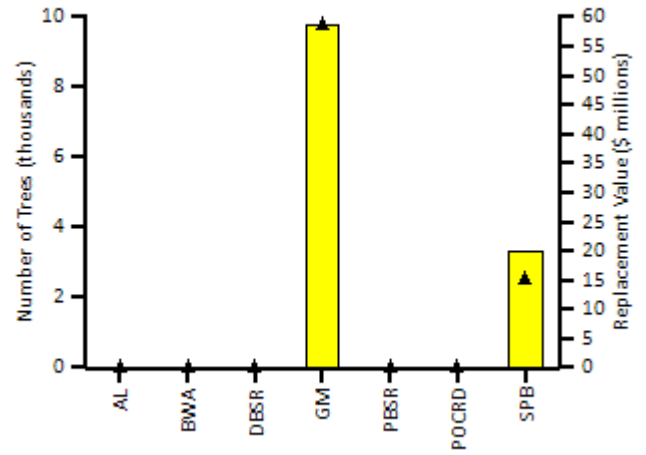
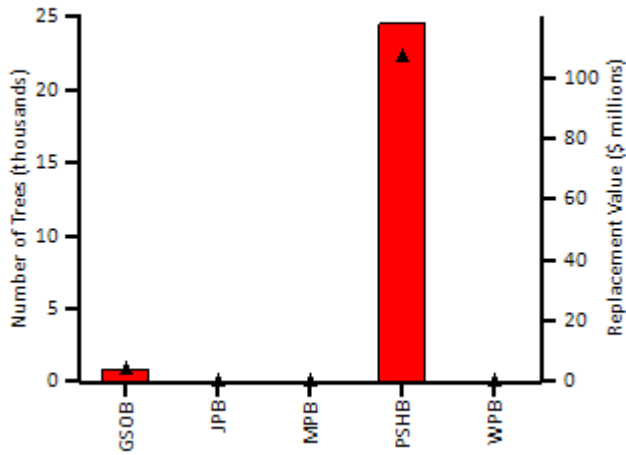
^aSpecies are determined to be invasive if they are listed on the state's invasive species list

Appendix VI. Potential Risk of Pests

Thirty-six insects and diseases were analyzed to quantify their potential impact on the urban forest. As each insect/disease is likely to attack different host tree species, the implications for {0} will vary. The number of trees at risk reflects only the known host species that are likely to experience mortality.

Code	Scientific Name	Common Name	Trees at Risk (#)	Value (\$ millions)
AL	<i>Phyllocnistis populiella</i>	Aspen Leafminer	22	0.05
ALB	<i>Anoplophora glabripennis</i>	Asian Longhorned Beetle	4,689	35.54
BBD	<i>Neonectria faginata</i>	Beech Bark Disease	0	0.00
BC	<i>Sirococcus clavignenti juglandacearum</i>	Butternut Canker	0	0.00
BWA	<i>Adelges piceae</i>	Balsam Woolly Adelgid	0	0.00
CB	<i>Cryphonectria parasitica</i>	Chestnut Blight	0	0.00
DA	<i>Discula destructiva</i>	Dogwood Anthracnose	0	0.00
DBSR	<i>Leptographium wageneri</i> var. <i>pseudotsugae</i>	Douglas-fir Black Stain Root Disease	7	0.02
DED	<i>Ophiostoma novo-ulmi</i>	Dutch Elm Disease	7	0.03
DFB	<i>Dendroctonus pseudotsugae</i>	Douglas-Fir Beetle	0	0.00
EAB	<i>Agrilus planipennis</i>	Emerald Ash Borer	452	3.57
FE	<i>Scolytus ventralis</i>	Fir Engraver	0	0.00
FR	<i>Cronartium quercuum</i> f. sp. <i>Fusiforme</i>	Fusiform Rust	10	0.04
GM	<i>Lymantria dispar</i>	Gypsy Moth	9,760	58.53
GSOB	<i>Agrilus auroguttatus</i>	Goldspotted Oak Borer	871	4.15
HWA	<i>Adelges tsugae</i>	Hemlock Woolly Adelgid	0	0.00
JPB	<i>Dendroctonus jeffreyi</i>	Jeffrey Pine Beetle	0	0.00
LAT	<i>Choristoneura conflictana</i>	Large Aspen Tortrix	57	0.09
LWD	<i>Raffaelea lauricola</i>	Laurel Wilt	1,404	3.48
MPB	<i>Dendroctonus ponderosae</i>	Mountain Pine Beetle	7	0.02
NSE	<i>Ips perturbatus</i>	Northern Spruce Engraver	0	0.00
OW	<i>Ceratocystis fagacearum</i>	Oak Wilt	2,262	11.98
PBSR	<i>Leptographium wageneri</i> var. <i>ponderosum</i>	Pine Black Stain Root Disease	7	0.02
POCRD	<i>Phytophthora lateralis</i>	Port-Orford-Cedar Root Disease	0	0.00
PSB	<i>Tomicus piniperda</i>	Pine Shoot Beetle	2,490	19.88
PSHB	<i>Euwallacea nov. sp.</i>	Polyphagous Shot Hole Borer	22,201	117.81
SB	<i>Dendroctonus rufipennis</i>	Spruce Beetle	0	0.00
SBW	<i>Choristoneura fumiferana</i>	Spruce Budworm	0	0.00
SOD	<i>Phytophthora ramorum</i>	Sudden Oak Death	3,402	14.31
SPB	<i>Dendroctonus frontalis</i>	Southern Pine Beetle	2,490	19.88
SW	<i>Sirex noctilio</i>	Sirex Wood Wasp	2,490	19.88
TCD	<i>Geosmithia morbida</i>	Thousand Canker Disease	19	0.08
WM	<i>Operophtera brumata</i>	Winter Moth	1,076	4.93
WPB	<i>Dendroctonus brevicomis</i>	Western Pine Beetle	7	0.02
WPBR	<i>Cronartium ribicola</i>	White Pine Blister Rust	0	0.00
WSB	<i>Choristoneura occidentalis</i>	Western Spruce Budworm	7	0.02

In the following graph, the pests are color coded according to the county's proximity to the pest occurrence in the United States. Red indicates that the pest is within the county; orange indicates that the pest is within 250 miles of the county; yellow indicates that the pest is within 750 miles of the county; and green indicates that the pest is outside of these ranges.



Note: points - Number of trees, bars - Replacement value

Based on the host tree species for each pest and the current range of the pest (Forest Health Technology Enterprise Team 2014), it is possible to determine what the risk is that each tree species in the urban forest could be attacked by an insect or disease.

Spp. Risk	Risk Weight	Species Name	AL	ALB	BBD	BC	BWA	CB	DA	DBSR	DED	DFB	EAB	FE	FR	GM	GSOB	HWA	JPB	LAT	LWD	MPB	NSE	OW	PBSR	POCRD	PSB	PSHB	SB	SBW	SOD	SPB	SW	TCD	WM	WPB	WPBR	WSB		
19		Pinus ponderosa								Yellow												Red			Yellow		Green									Red		Orange		
15		Quercus agrifolia														Yellow	Red								Green				Red							Green				
15		Quercus chrysolepis														Yellow	Red							Green												Green				
12		Salix lasiolepis	Yellow	Green																	Orange																			
12		Quercus engelmannii														Yellow	Red								Green											Green				
11		Quercus rubra														Yellow								Green												Green				
10		Cinnamomum camphora														Yellow						Green																		
10		Quercus ilex														Yellow								Green																
8		Quercus virginiana														Yellow								Green													Green			
8		Quercus lobata														Yellow								Green													Green			
8	Orange	Salix	Yellow	Green																	Orange																			
8		Quercus wislizeni														Yellow								Green													Green			
7		Ulmus parvifolia		Green												Yellow																								
7		Quercus suber														Yellow								Green																
7		Alnus rhombifolia																			Orange																			
7		Quercus robur														Yellow								Green																
7		Ulmus americana		Green							Green																													
7	Orange	Betula nigra		Green												Yellow					Orange																			
6		Schinus molle														Yellow																								
6		Liquidambar styraciflua														Yellow																								
6		Pyrus calleryana														Yellow																								
6		Fraxinus velutina											Green																											
6	Orange	Prunus	Yellow	Green																	Orange																			
6		Eucalyptus cinerea														Yellow																								
5		Fraxinus uhdei											Green																											
5		Albizia julibrissin		Green																																				

- Green indicates pest is outside of these ranges

References

- Abdollahi, K.K.; Ning, Z.H.; Appeaning, A., eds. 2000. Global climate change and the urban forest. Baton Rouge, LA: GCRCC and Franklin Press. 77 p.
- Baldocchi, D. 1988. A multi-layer model for estimating sulfur dioxide deposition to a deciduous oak forest canopy. *Atmospheric Environment*. 22: 869-884.
- Baldocchi, D.D.; Hicks, B.B.; Camara, P. 1987. A canopy stomatal resistance model for gaseous deposition to vegetated surfaces. *Atmospheric Environment*. 21: 91-101.
- Bidwell, R.G.S.; Fraser, D.E. 1972. Carbon monoxide uptake and metabolism by leaves. *Canadian Journal of Botany*. 50: 1435-1439.
- British Columbia Ministry of Water, Land, and Air Protection. 2005. Residential wood burning emissions in British Columbia. British Columbia.
- Broecker, W.S. 1970. Man's oxygen reserve. *Science* 168(3939): 1537-1538.
- Bureau of Transportation Statistics. 2010. Estimated National Average Vehicle Emissions Rates per Vehicle by Vehicle Type using Gasoline and Diesel. Washington, DC: Bureau of Transportation Statistics, U.S. Department of Transportation. Table 4-43.
- California Air Resources Board. 2013. Methods to Find the Cost-Effectiveness of Funding Air Quality Projects. Table 3 Average Auto Emission Factors. CA: California Environmental Protection Agency, Air Resources Board.
- California Invasive Species Advisory Committee. 2010. The California Invasive Species List. CA: Invasive Species Council of California. <<http://www.iscc.ca.gov/docs/CaliforniaInvasiveSpeciesList.pdf>>
- Carbon Dioxide Information Analysis Center. 2010. CO2 Emissions (metric tons per capita). Washington, DC: The World Bank.
- Cardelino, C.A.; Chameides, W.L. 1990. Natural hydrocarbons, urbanization, and urban ozone. *Journal of Geophysical Research*. 95(D9): 13,971-13,979.
- DeMars, C. J., Jr.; Roettgering, B. H. 1982. Western Pine Beetle. Forest Insect & Disease Leaflet 1. Washington, DC: U.S. Department of Agriculture, Forest Service. 8 p.
- Eastern Forest Environmental Threat Assessment Center. Dutch Elm Disease. <http://threatsummary.forestthreats.org/threats/threatSummaryViewer.cfm?threatID=43>
- Energy Information Administration. 1994. Energy Use and Carbon Emissions: Non-OECD Countries. Washington, DC: Energy Information Administration, U.S. Department of Energy.
- Energy Information Administration. 2013. CE2.1 Fuel consumption totals and averages, U.S. homes. Washington, DC: Energy Information Administration, U.S. Department of Energy.
- Energy Information Administration. 2014. CE5.2 Household wood consumption. Washington, DC: Energy Information Administration, U.S. Department of Energy.
- Federal Highway Administration. 2013. Highway Statistics 2011. Washington, DC: Federal Highway Administration, U.S.

Department of Transportation. Table VM-1.

Forest Health Technology Enterprise Team. 2014. 2012 National Insect & Disease Risk Maps/Data. Fort Collins, CO: U.S. Department of Agriculture, Forest Service. <http://www.fs.fed.us/foresthealth/technology/nidrm2012.shtml>

Georgia Forestry Commission. 2009. Biomass Energy Conversion for Electricity and Pellets Worksheet. Dry Branch, GA: Georgia Forestry Commission.

Gibson, K.; Kegley, S.; Bentz, B. 2009. Mountain Pine Beetle. Forest Insect & Disease Leaflet 2. Washington, DC: U. S. Department of Agriculture, Forest Service. 12 p.

Heirigs, P.L.; Delaney, S.S.; Dulla, R.G. 2004. Evaluation of MOBILE Models: MOBILE6.1 (PM), MOBILE6.2 (Toxics), and MOBILE6/CNG. Sacramento, CA: National Cooperative Highway Research Program, Transportation Research Board.

Hirabayashi, S. 2011. Urban Forest Effects-Dry Deposition (UFORE-D) Model Enhancements, [http://www.itreetools.org/eco/resources/UFORE-D enhancements.pdf](http://www.itreetools.org/eco/resources/UFORE-D%20enhancements.pdf)

Hirabayashi, S. 2012. i-Tree Eco Precipitation Interception Model Descriptions, http://www.itreetools.org/eco/resources/iTree_Eco_Precipitation_Interception_Model_Descriptions_V1_2.pdf

Hirabayashi, S.; Kroll, C.; Nowak, D. 2011. Component-based development and sensitivity analyses of an air pollutant dry deposition model. *Environmental Modeling and Software*. 26(6): 804-816.

Hirabayashi, S.; Kroll, C.; Nowak, D. 2012. i-Tree Eco Dry Deposition Model Descriptions V 1.0

Interagency Working Group on Social Cost of Carbon, United States Government. 2015. Technical Support Document: Technical Update of the Social Cost of Carbon for Regulatory Impact Analysis Under Executive Order 12866. <http://www.whitehouse.gov/sites/default/files/omb/inforeg/scc-tds-final-july-2015.pdf>

Layton, M. 2004. 2005 Electricity Environmental Performance Report: Electricity Generation and Air Emissions. CA: California Energy Commission.

Leonardo Academy. 2011. Leonardo Academy's Guide to Calculating Emissions Including Emission Factors and Energy Prices. Madison, WI: Leonardo Academy Inc.

Lovett, G.M. 1994. Atmospheric deposition of nutrients and pollutants in North America: an ecological perspective. *Ecological Applications*. 4: 629-650.

McPherson, E.G.; Maco, S.E.; Simpson, J.R.; Peper, P.J.; Xiao, Q.; VanDerZanden, A.M.; Bell, N. 2002. Western Washington and Oregon Community Tree Guide: Benefits, Costs, and Strategic Planting. International Society of Arboriculture, Pacific Northwest, Silverton, OR.

McPherson, E.G.; Simpson, J.R. 1999. Carbon dioxide reduction through urban forestry: guidelines for professional and volunteer tree planters. Gen. Tech. Rep. PSW-171. Albany, CA: U.S. Department of Agriculture, Forest Service, Pacific Southwest Research Station. 237 p.

McPherson, E.G.; Simpson, J.R.; Peper, P.J.; Crowell, A.M.N.; Xiao, Q. 2010. Northern California coast community tree guide: benefits, costs, and strategic planting. PSW-GTR-228. Gen. Tech. Rep. PSW-GTR-228. U.S. Department of Agriculture, Forest Service, Pacific Southwest Research Station, Albany, CA.

McPherson, E.G.; Simpson, J.R.; Peper, P.J.; Gardner, S.L.; Vargas, K.E.; Maco, S.E.; Xiao, Q. 2006a. Coastal Plain

Community Tree Guide: Benefits, Costs, and Strategic Planting PSW-GTR-201. USDA Forest Service, Pacific Southwest Research Station, Albany, CA.

McPherson, E.G.; Simpson, J.R.; Peper, P.J.; Gardner, S.L.; Vargas, K.E.; Xiao, Q. 2007. Northeast community tree guide: benefits, costs, and strategic planting.

McPherson, E.G.; Simpson, J.R.; Peper, P.J.; Maco, S.E.; Gardner, S.L.; Cozad, S.K.; Xiao, Q. 2006b. Midwest Community Tree Guide: Benefits, Costs and Strategic Planting PSW-GTR-199. U.S. Department of Agriculture, Forest Service, Pacific Southwest Research Station, Albany, CA.

McPherson, E.G.; Simpson, J.R.; Peper, P.J.; Maco, S.E.; Gardner, S.L.; Vargas, K.E.; Xiao, Q. 2006c. Piedmont Community Tree Guide: Benefits, Costs, and Strategic Planting PSW-GTR 200. U.S. Department of Agriculture, Forest Service, Pacific Southwest Research Station, Albany, CA.

McPherson, E.G.; Simpson, J.R.; Peper, P.J.; Maco, S.E.; Xiao Q.; Mulrean, E. 2004. Desert Southwest Community Tree Guide: Benefits, Costs and Strategic Planting. Phoenix, AZ: Arizona Community Tree Council, Inc. 81 :81.

McPherson, E.G.; Simpson, J.R.; Peper, P.J.; Scott, K.I.; Xiao, Q. 2000. Tree Guidelines for Coastal Southern California Communities. Local Government Commission, Sacramento, CA.

McPherson, E.G.; Simpson, J.R.; Peper, P.J.; Xiao, Q. 1999. Tree Guidelines for San Joaquin Valley Communities. Local Government Commission, Sacramento, CA.

McPherson, E.G.; Simpson, J.R.; Peper, P.J.; Xiao, Q.; Maco, S.E.; Hoefer, P.J. 2003. Northern Mountain and Prairie Community Tree Guide: Benefits, Costs and Strategic Planting. Center for Urban Forest Research, USDA Forest Service, Pacific Southwest Research Station, Albany, CA.

McPherson, E.G.; Simpson, J.R.; Peper, P.J.; Xiao, Q.; Pittenger, D.R.; Hodel, D.R. 2001. Tree Guidelines for Inland Empire Communities. Local Government Commission, Sacramento, CA.

Murray, F.J.; Marsh L.; Bradford, P.A. 1994. New York State Energy Plan, vol. II: issue reports. Albany, NY: New York State Energy Office.

National Invasive Species Information Center. 2011. Beltsville, MD: U.S. Department of Agriculture, National Invasive Species Information Center. <http://www.invasivespeciesinfo.gov/plants/main.shtml>

Nowak, D.J. 1994. Atmospheric carbon dioxide reduction by Chicago's urban forest. In: McPherson, E.G.; Nowak, D.J.; Rowntree, R.A., eds. Chicago's urban forest ecosystem: results of the Chicago Urban Forest Climate Project. Gen. Tech. Rep. NE-186. Radnor, PA: U.S. Department of Agriculture, Forest Service, Northeastern Forest Experiment Station: 83-94.

Nowak, D.J. 1995. Trees pollute? A "TREE" explains it all. In: Proceedings of the 7th National Urban Forestry Conference. Washington, DC: American Forests: 28-30.

Nowak, D.J. 2000. The interactions between urban forests and global climate change. In: Abdollahi, K.K.; Ning, Z.H.; Appeaning, A., eds. Global Climate Change and the Urban Forest. Baton Rouge, LA: GCRCC and Franklin Press: 31-44.

Nowak, D.J., Hirabayashi, S., Bodine, A., Greenfield, E. 2014. Tree and forest effects on air quality and human health in the United States. Environmental Pollution. 193:119-129.

Nowak, D.J., Hirabayashi, S., Bodine, A., Hoehn, R. 2013. Modeled PM2.5 removal by trees in ten U.S. cities and

associated health effects. *Environmental Pollution*. 178: 395-402.

Nowak, D.J.; Civerolo, K.L.; Rao, S.T.; Sistla, S.; Luley, C.J.; Crane, D.E. 2000. A modeling study of the impact of urban trees on ozone. *Atmospheric Environment*. 34: 1601-1613.

Nowak, D.J.; Crane, D.E. 2000. The Urban Forest Effects (UFORE) Model: quantifying urban forest structure and functions. In: Hansen, M.; Burk, T., eds. *Integrated tools for natural resources inventories in the 21st century*. Proceedings of IUFRO conference. Gen. Tech. Rep. NC-212. St. Paul, MN: U.S. Department of Agriculture, Forest Service, North Central Research Station: 714-720.

Nowak, D.J.; Crane, D.E.; Dwyer, J.F. 2002a. Compensatory value of urban trees in the United States. *Journal of Arboriculture*. 28(4): 194 - 199.

Nowak, D.J.; Crane, D.E.; Stevens, J.C.; Hoehn, R.E. 2005. The urban forest effects (UFORE) model: field data collection manual. V1b. Newtown Square, PA: U.S. Department of Agriculture, Forest Service, Northeastern Research Station, 34 p. http://www.fs.fed.us/ne/syracuse/Tools/downloads/UFORE_Manual.pdf

Nowak, D.J.; Crane, D.E.; Stevens, J.C.; Ibarra, M. 2002b. Brooklyn's urban forest. Gen. Tech. Rep. NE-290. Newtown Square, PA: U.S. Department of Agriculture, Forest Service, Northeastern Research Station. 107 p.

Nowak, D.J.; Dwyer, J.F. 2000. Understanding the benefits and costs of urban forest ecosystems. In: Kuser, John, ed. *Handbook of urban and community forestry in the northeast*. New York, NY: Kluwer Academics/Plenum: 11-22.

Nowak, D.J.; Hoehn, R.; Crane, D. 2007. Oxygen production by urban trees in the United States. *Arboriculture & Urban Forestry*. 33(3):220-226.

Nowak, D.J.; Hoehn, R.E.; Crane, D.E.; Stevens, J.C.; Walton, J.T; Bond, J. 2008. A ground-based method of assessing urban forest structure and ecosystem services. *Arboriculture and Urban Forestry*. 34(6): 347-358.

Nowak, D.J.; Stevens, J.C.; Sisinni, S.M.; Luley, C.J. 2002c. Effects of urban tree management and species selection on atmospheric carbon dioxide. *Journal of Arboriculture*. 28(3): 113-122.

Peper, P.J.; McPherson, E.G.; Simpson, J.R.; Albers, S.N.; Xiao, Q. 2010. Central Florida community tree guide: benefits, costs, and strategic planting. Gen. Tech. Rep. PSW-GTR-230. U.S. Department of Agriculture, Forest Service, Pacific Southwest Research Station, Albany, CA.

Peper, P.J.; McPherson, E.G.; Simpson, J.R.; Vargas, K.E.; Xiao Q. 2009. Lower Midwest community tree guide: benefits, costs, and strategic planting. PSW-GTR-219. Gen. Tech. Rep. PSW-GTR-219. U.S. Department of Agriculture, Forest Service, Pacific Southwest Research Station, Albany, CA.

Smith, S. L.; Borys, R. R.; Shea, P. J. 2009. Jeffrey Pine Beetle. *Forest Insect & Disease Leaflet 11*. Washington, DC: U. S. Department of Agriculture, Forest Service. 8 p.

Society of American Foresters. 2011. Gold Spotted Oak Borer Hitches Ride in Firewood, Kills California Oaks. *Forestry Source* 16(10): 20.

U.S. Environmental Protection Agency. 2010. Light-Duty Vehicle Greenhouse Gas Emission Standards and Corporate Average Fuel Economy Standards. Washington, DC: U.S. Environmental Protection Agency. EPA-420-R-10-012a

U.S. Environmental Protection Agency. 2015. The social cost of carbon. <http://www.epa.gov/climatechange/EPAactivities/economics/scc.html>

University of California. 2014. Polphagous Shot Hole Borer. Sacramento, CA: University of California, Division of Agriculture and Natural Resources.

van Essen, H.; Schroten, A.; Otten, M.; Sutter, D.; Schreyer, C.; Zandonella, R.; Maibach, M.; Doll, C. 2011. External Costs of Transport in Europe. Netherlands: CE Delft. 161 p.

Vargas, K.E.; McPherson, E.G.; Simpson, J.R.; Peper, P.J.; Gardner, S.L.; Xiao, Q. 2007a. Interior West Tree Guide.

Vargas, K.E.; McPherson, E.G.; Simpson, J.R.; Peper, P.J.; Gardner, S.L.; Xiao, Q. 2007b. Temperate Interior West Community Tree Guide: Benefits, Costs, and Strategic Planting.

Vargas, K.E.; McPherson, E.G.; Simpson, J.R.; Peper, P.J.; Gardner, S.L.; Xiao, Q. 2008. Tropical community tree guide: benefits, costs, and strategic planting. PSW-GTR-216. Gen. Tech. Rep. PSW-GTR-216. U.S. Department of Agriculture, Forest Service, Pacific Southwest Research Station, Albany, CA.

Worrall, J.J. 2007. Chestnut Blight. Forest and Shade Tree Pathology.
http://www.forestpathology.org/dis_chestnut.html

Zinke, P.J. 1967. Forest interception studies in the United States. In: Sopper, W.E.; Lull, H.W., eds. Forest Hydrology. Oxford, UK: Pergamon Press: 137-161.

APPENDIX 2

Urban Tree Canopy Analysis

2.1 What is Canopy?

Urban Tree Canopy is the layer of tree leaves, branches, and stems that provide tree coverage of the ground when viewed from above. High-resolution aerial imagery and infrared technology remotely mapped tree canopy and land cover (Figure 2.1). The results of the canopy assessment provide a clear picture of the extent and distribution of tree canopy within Fullerton. This urban tree canopy analysis contributes to the urban forest management goals of the City. This assessment includes all canopy, across public and private property throughout the City. Improving the City's urban tree canopy is representative of improving the overall health of the urban forest. As a result, improving canopy has numerous benefits, including reducing summer peak temperatures and air pollution, enhancing property values, providing wildlife habitat, providing aesthetic benefits, and improving social ties among neighbors.

Through this analysis, the City and public will receive a better understanding of how trees are distributed throughout the city to better determine:

- Canopy cover goals.
- Changes in tree canopy over time.
- Locations and extent of canopy based on land-use, and region.
- Priority areas based on current canopy cover, land-use, and environmental burdens.

Amount of tree canopy coverage is typically a reflection of a variety of factors – including intentional planning and investment.



Figure 2.1 Classifying LiDar Data.

Studies have repeatedly shown that most communities are losing tree canopy due to a wide range of threats, including insects, disease, natural disasters and development. Assessing urban tree canopy helps us measure, monitor, and improve tree cover over time, and combat threats that can lead tree canopy loss. Additionally, it is important to understand the extend and location of existing canopy to identify various types of urban forest management activities, including:

- Future tree planting plans.
- Routine tree inspections.
- Tree preservation activities.
- Education and outreach.

2.2 Fullerton's Canopy Cover Analysis



Figure 2.2 City of Fullerton canopy cover with a zoomed in snapshot showing satellite view.

From an aerial view, tree canopy comes in a variety of two-dimensional shapes and sizes. The left side of Figure 2.2 illustrates all of the tree canopy across the City. Areas with denser amounts of green signify greater amounts of canopy. The areas with more white space contain less tree canopy.

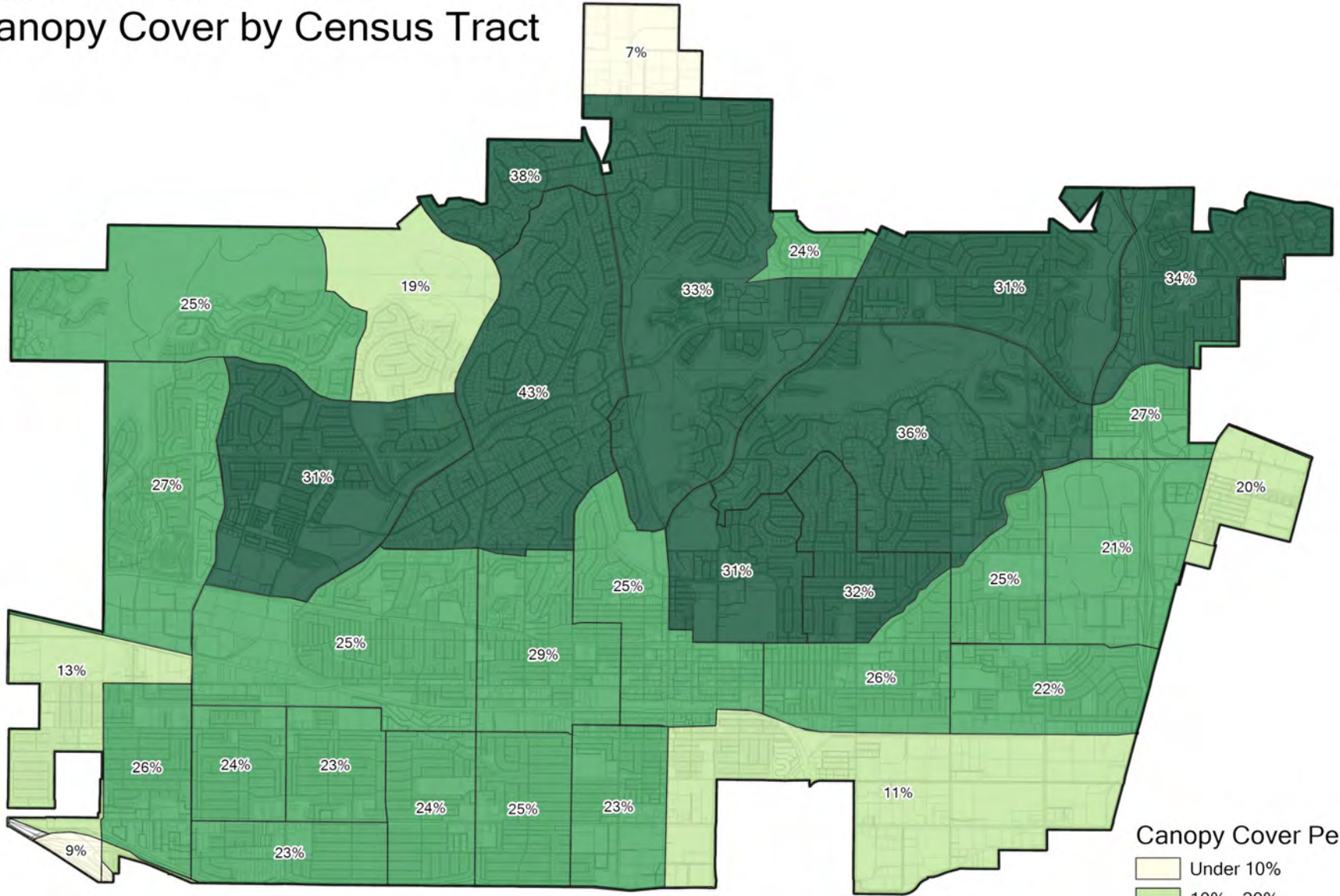
The right side of Figure 2.2 contains a zoomed in snap-shot. The satellite base-layer helps demonstrate that the mapping analysis is correctly counting trees that provide canopy. Canopy on the zoomed in snapshot can be seen as a transparent green layer.

City of Fullerton's urban tree canopy is 27.28%. This is relatively high for Southern California, especially considering that the Orange County average is 19.54%. This means that there is a denser amount of trees in Fullerton per square mile compared to most other cities. This does not necessarily mean that there are more trees compared to other, larger cities. Nevertheless, this demonstrates the important role trees play in the community, as they provide a large environmental asset.

City of Fullerton's Canopy: 27.28%

Orange County's Canopy: 19.54%

Fullerton Urban Forest Canopy Cover by Census Tract



Canopy Cover Percent

- Under 10%
- 10% - 20%
- 20% - 30%
- Over 30%



0 0.38 0.75 1.5 Miles

The relationship between canopy cover and land-use is important to understanding how trees are distributed throughout the city. Defining canopy cover by land-use provides insight to locate areas in need of improvement, routine maintenance priorities, and educational opportunities

Business Facilities

Understandably, business facilities which include industrial parks contain the lowest amount of tree canopy.

School and Religious Locations

Schools and religious locations have similar land-use related to greenspace and trees. The City's schools includes Fullerton School District, Fullerton College and California State University, Fullerton.

Greenspace and Public Facilities

Greenspace and Public Facilities includes parks (including one Orange County park). Within this land-use category lies the greatest opportunity to improve tree canopy through tree planting. This land-use provides the most area to plant. Additionally, this land-use allows for denser canopy because it is often open space with reduced potential for conflict with built structures. However, future park maintenance plans and capital improvement projects must be considered prior to planting to determine feasibility.

Downtown Mixed-Use

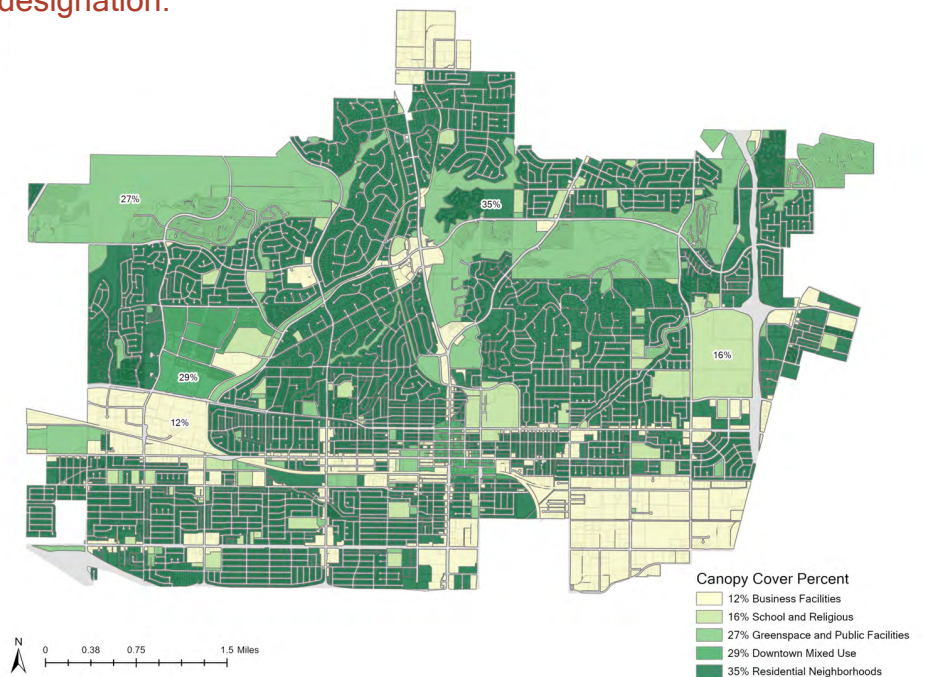
This land-use category is defined by a mix of retail, office, commercial, and higher density residential land types. The downtown mixed-use locations are well planned

Residential Neighborhoods

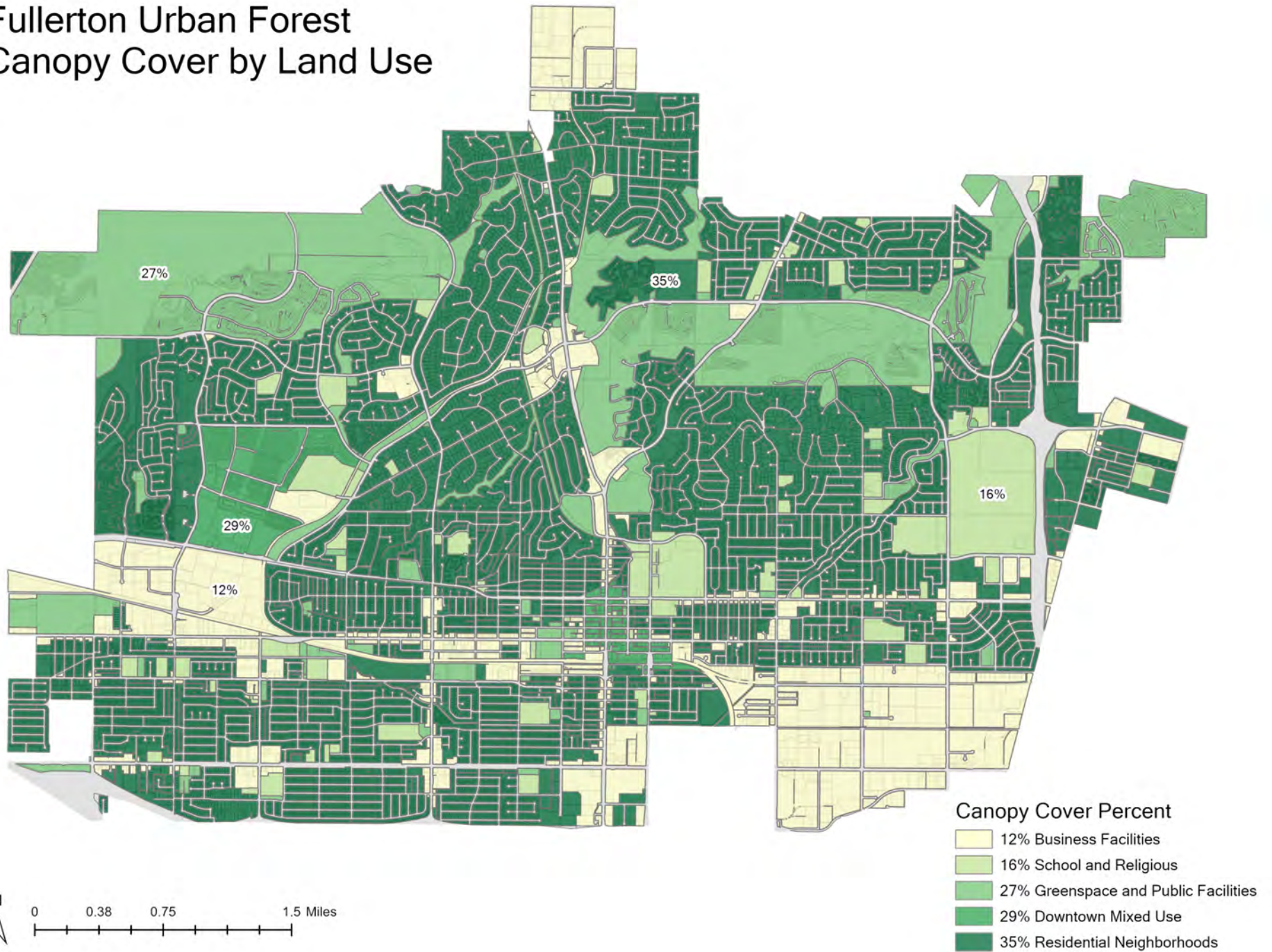
Residential property is the land-use category with the highest amount of canopy. This is a testament to the residents of Fullerton's appreciation for trees and the City's well maintained right-of-way management for trees in the parkway and median.

It is important for the City to communicate tree care practices and provide tree care resources to the public because of the great amount of urban forest located on residential property.

Figure 2.3 City of Fullerton canopy cover by land-use designation.



Fullerton Urban Forest Canopy Cover by Land Use



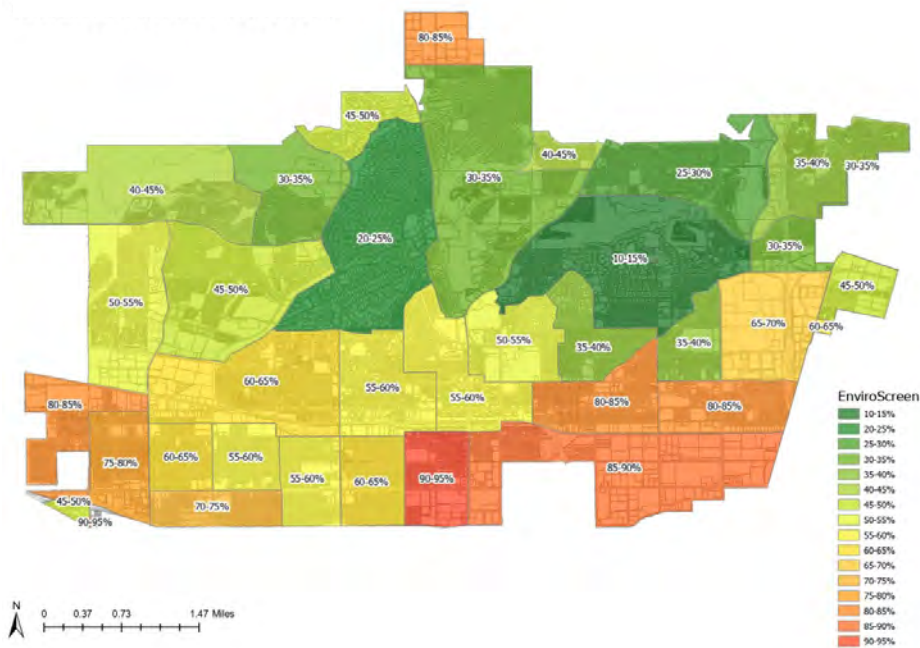


Figure 2.4 City of Fullerton CalEnviroScreen 3.0 Percent Score

The California Office of Environmental Health Hazard Assessment released the **CalEnviroScreen 3.0** mapping tool in June of 2018. CalEnviroScreen identifies California communities by census tract that are disproportionately burdened by, and vulnerable to, multiple sources of pollution. The higher the percentage, the greater the environmental hazards.

The pollution sources considered to define percent scores include particulate matter, ground level ozone, diesel, traffic, pesticides, toxic releases, water quality, and waste.

As you can see by Figure 2.5, the City contains a wide range of EnviroScreen scores. This range of scores is due to the various land-use environments and infrastructure throughout and adjacent to the City.

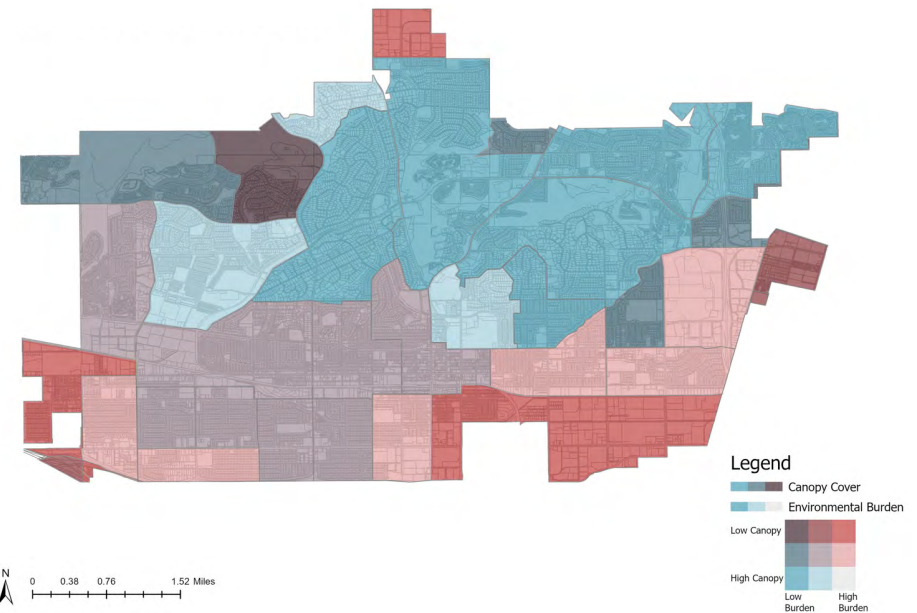


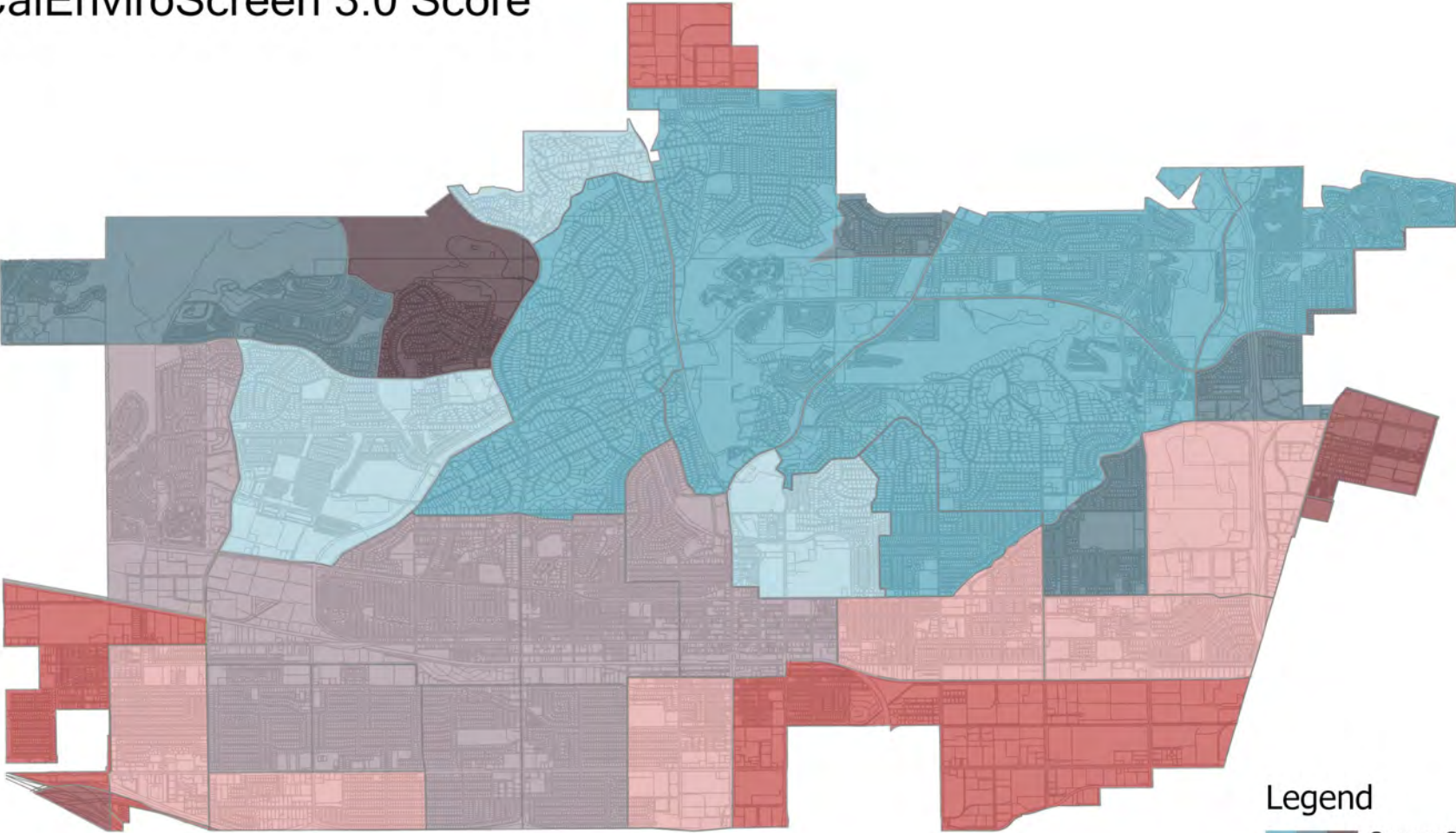
Figure 2.5 City of Fullerton CalEnviroScreen 3.0 Percent Score and Canopy Cover

The figure above contains the CalEnviroScreen data merged with the Urban Canopy Cover maps. The legend contains two variables, canopy cover and environmental burdens. Using this legend, areas with varying environmental burdens and canopy covers can be assessed jointly.

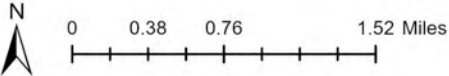
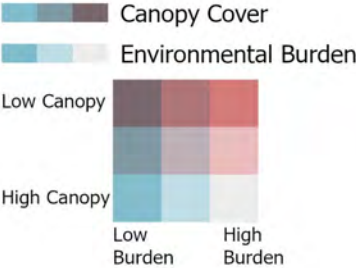
As expected, the areas with high environmental burdens also tend to be the areas with low canopy cover. These areas are identified in red color shades. This emphasizes the need to focus future tree planting efforts in these areas. Focusing future tree planting efforts in these areas will lead to improvements in air quality, water quality, and aesthetic value.

Urban forest activities strategic to the areas with high percentages can alleviate some of the environmental burdens.

Fullerton Urban Forest Canopy Cover by CalEnviroScreen 3.0 Score



Legend



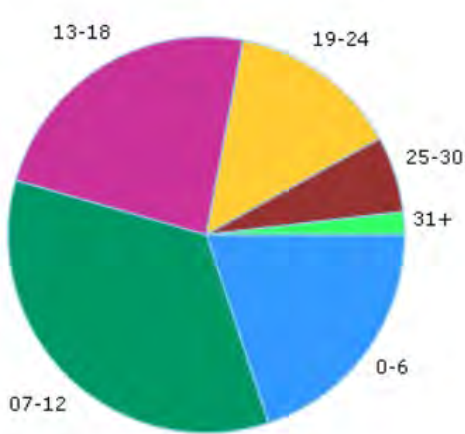
APPENDIX 3

Current Tree Inventory Summary

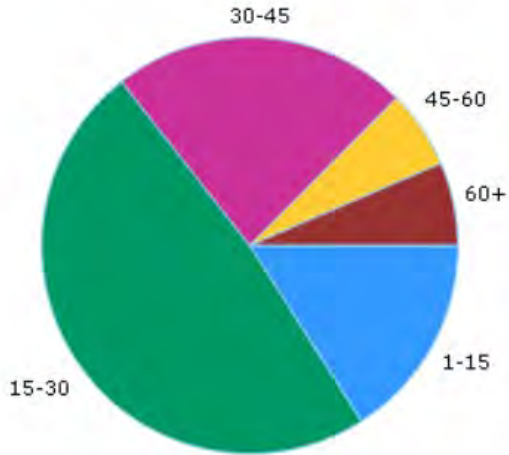
Inventory report

This section provides a comprehensive summary of the tree inventory as of March 28, 2022. There are multiple ways to view the inventory. The common category attributes to view include the diameter of inches of trunk at 4.5 feet above ground level known as “DBH”, tree height, and the recommended maintenance of the tree.

Frequency By DBH

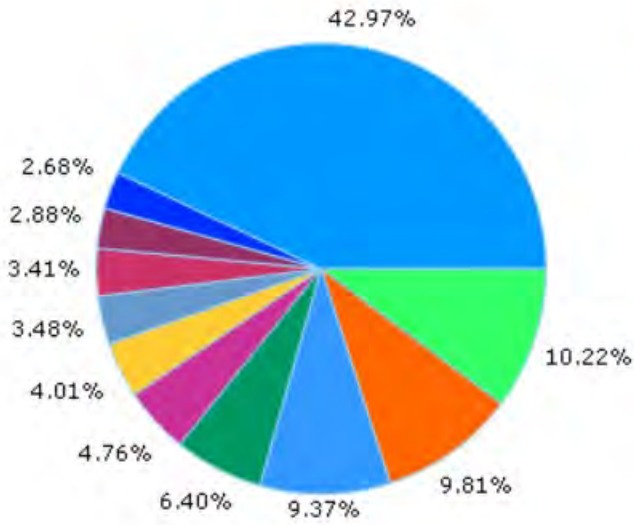


Frequency By Height



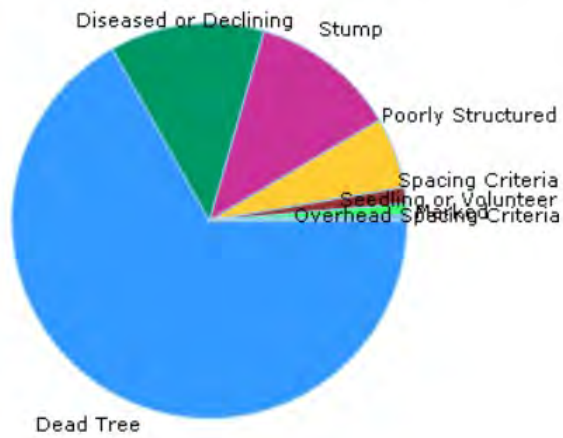
	DBH (inches)	Total	Pct.
	0-6	7,951	19.92%
	07-12	13,782	34.53%
	13-18	9,388	23.52%
	19-24	5,567	13.95%
	25-30	2,485	6.23%
	31+	738	1.85%
	Total Trees	39,911	100%

	Height (feet)	Total	Pct.
	1-15	6,380	15.99%
	15-30	19,336	48.45%
	30-45	9,191	23.03%
	45-60	2,428	6.08%
	60+	2,576	6.45%
	Total Trees	39,911	100%



Top 10 Species	
10.22%	SOUTHERN MAGNOLIA
9.81%	LEMON-SCENTED GUM
9.37%	CHINESE ELM
6.40%	CRAPE MYRTLE
4.76%	JACARANDA
4.01%	CANARY ISLAND PINE
3.48%	CAMPBOR TREE
3.41%	COAST LIVE OAK
2.88%	CALIFORNIA PEPPER
2.68%	HOLLY OAK
42.97%	OTHER

Recommendations (1879 for removal)



Recommendation	Total	Pct.
Removal-Dead Tree	1,255	2.47%
Removal-Diseased or Declining	238	0.47%
Removal-Stump	226	0.45%
Removal-Poorly Structured	109	0.21%
Removal-Spacing Criteria	25	0.05%
Removal-Seedling or Volunteer	17	0.03%
Removal-Marked	6	0.01%
Removal-Overhead Spacing Criteria	3	0.01%
Grid/Routine Trim	36,200	71.35%
Plant	10,723	21.13%
Young Tree Maintenance	950	1.87%
Patrol-Diseased or Declining	366	0.72%
Inspect-Recommended Removal	361	0.71%
Trim-Poorly Structured	191	0.38%
Not City Maintained	49	0.10%
Inspect-Poorly Structured	13	0.03%
Private tree	2	0.00%
Resident Refusal	1	0.00%
Do Not Replant	1	0.00%
Inspect-Insect Infestation	1	0.00%
Total Tree Sites	50,737	100%

Botanical Name	Common Name	Total
<i>Magnolia grandiflora</i>	SOUTHERN MAGNOLIA	4,053
<i>Corymbia citriodora</i>	LEMON-SCENTED GUM	3,892
<i>Ulmus parvifolia</i>	CHINESE ELM	3,705
<i>Lagerstroemia indica</i>	CRAPE MYRTLE	2,519
<i>Jacaranda mimosifolia</i>	JACARANDA	1,888
<i>Pinus canariensis</i>	CANARY ISLAND PINE	1,589
<i>Quercus agrifolia</i>	COAST LIVE OAK	1,368
<i>Cinnamomum camphora</i>	CAMPHOR TREE	1,365
<i>Schinus molle</i>	CALIFORNIA PEPPER	1,141
<i>Quercus ilex</i>	HOLLY OAK	1,049
<i>Schinus terebinthifolius</i>	BRAZILIAN PEPPER	971
<i>Lophostemon confertus</i>	BRISBANE BOX	867
<i>Cupaniopsis anacardioides</i>	CARROTWOOD	858
<i>Syagrus romanzoffianum</i>	QUEEN PALM	783
<i>Eucalyptus camaldulensis</i>	RED GUM	654
<i>Eucalyptus cladocalyx</i>	SUGAR GUM	576
<i>Platanus racemosa</i>	CALIFORNIA SYCAMORE	519
<i>Washingtonia robusta</i>	MEXICAN FAN PALM	503
<i>Platanus X hispanica</i>	LONDON PLANE	448
<i>Pinus eldarica</i>	AFGHAN PINE	441
<i>Afrocarpus falcatus</i>	FERN PINE	429
<i>Liquidambar styraciflua</i>	AMERICAN SWEETGUM	429
<i>Pinus halepensis</i>	ALEPPO PINE	360
<i>Ginkgo biloba</i>	MAIDENHAIR TREE	341
<i>Podocarpus macrophyllus</i>	YEW PINE	339
<i>Pyrus kawakamii</i>	EVERGREEN PEAR	334
<i>Fraxinus uhdei</i>	SHAMEL ASH	331
<i>Pyrus calleryana</i>	ORNAMENTAL PEAR	331
<i>Geijera parviflora</i>	AUSTRALIAN WILLOW	305
<i>Ficus microcarpa 'Nitida'</i>	INDIAN LAUREL FIG	276
<i>Melaleuca citrina</i>	LEMON BOTTLEBRUSH	265
<i>Magnolia grandiflora 'Samuel Sommer'</i>	SAMUEL SOMMER MAGNOLIA	252
<i>Brachychiton populneus</i>	BOTTLE TREE	245
<i>Triadica sebifera</i>	CHINESE TALLOW TREE	239
<i>Corymbia maculata</i>	SPOTTED GUM	227
<i>Eucalyptus polyanthemos</i>	SILVER DOLLAR GUM	226
<i>Eucalyptus sideroxyylon</i>	RED IRONBARK	216
<i>Liquidambar styraciflua 'Rotundiloba'</i>	ROUND-LEAFED SWEETGUM	177
<i>Pistacia chinensis</i>	CHINESE PISTACHE	176
<i>Handroanthus avellaneda</i>	LAVENDER TRUMPET TREE	173
<i>Brahea edulis</i>	GUADALUPE PALM	150
<i>Eucalyptus rudis</i>	DESERT GUM	147
<i>Eriobotrya deflexa</i>	BRONZE LOQUAT	143

Botanical Name	Common Name	Total
<i>Quercus suber</i>	CORK OAK	143
<i>Juniperus chinensis</i> 'Torulosa'	HOLLYWOOD JUNIPER	142
<i>Koelreuteria bipinnata</i>	CHINESE FLAME TREE	135
<i>Melaleuca quinquenervia</i>	CAJEPUT TREE	130
<i>Bauhinia variegata</i>	PURPLE ORCHID TREE	123
<i>Quercus virginiana</i>	SOUTHERN LIVE OAK	123
<i>Ginkgo biloba</i> 'Autumn Gold'	AUTUMN GOLD GINKGO	109
<i>Pinus brutia</i>	CALABRIAN PINE	105
<i>Magnolia grandiflora</i> 'Little Gem'	LITTLE GEM MAGNOLIA	103
<i>Auranticarpa rhombifolium</i>	QUEENSLAND PITTOSPORUM	98
<i>Phoenix dactylifera</i>	DATE PALM	97
<i>Cedrus deodara</i>	DEODAR CEDAR	96
<i>Phoenix canariensis</i>	CANARY ISLAND DATE PALM	94
<i>Washingtonia filifera</i>	CALIFORNIA FAN PALM	93
<i>Cupressus sempervirens</i>	ITALIAN CYPRESS	84
<i>Ceiba speciosa</i>	SILK-FLOSS TREE	82
<i>Parkinsonia</i> X 'Desert Museum'	DESERT MUSEUM PALO VERDE	79
<i>Olea europaea</i>	OLIVE	78
<i>Platanus</i> X <i>hispanica</i> 'Columbia'	COLUMBIA PLANE	72
<i>Prunus ilicifolia</i> ssp <i>lyonii</i>	CATALINA CHERRY	72
<i>Handroanthus heptaphyllus</i>	PINK TRUMPET TREE	66
<i>Fraxinus angustifolia oxycarpa</i>	RAYWOOD ASH	65
<i>Eucalyptus globulus</i>	BLUE GUM	62
<i>Cassia leptophylla</i>	GOLD MEDALLION TREE	59
<i>Zelkova serrata</i>	SAWTOOTH ZELKOVA	59
<i>Cercis canadensis</i> 'Forest Pansy'	FOREST PANSY REDBUD	54
<i>Pyrus calleryana</i> 'Bradford'	BRADFORD PEAR	51
<i>Melaleuca viminalis</i>	WEeping BOTTLEBRUSH	47
<i>Myoporum laetum</i>	MYOPORUM	47
<i>Pinus pinea</i>	ITALIAN STONE PINE	44
<i>Tristaniopsis laurina</i>	WATER GUM	43
<i>Hymenosporum flavum</i>	SWEETSHADE	42
<i>Carya illinoensis</i>	PECAN	41
<i>Pyrus calleryana</i> 'Aristocrat'	ARISTOCRAT PEAR	39
<i>Lagerstroemia indica</i> 'Pink'	PINK CRAPE MYRTLE	37
<i>Quercus lobata</i>	VALLEY OAK	34
<i>Nageia nagi</i>	ASIAN BAYBERRY	31
<i>Platyclusus orientalis</i>	ORIENTAL ARBORVITAE	31
<i>Alnus rhombifolia</i>	WHITE ALDER	29
<i>Heteromeles arbutifolia</i>	TOYON	28
<i>Pittosporum viridiflorum</i>	CAPE PITTOSPORUM	28
<i>Pinus torreyana</i>	TORREY PINE	27
<i>Metrosideros excelsus</i>	NEW ZEALAND CHRISTMAS TREE	26

Botanical Name	Common Name	Total
<i>Parkinsonia aculeata</i>	JERUSALEM THORN	25
<i>Arbutus 'Marina'</i>	MARINA ARBUTUS	24
<i>Fraxinus velutina</i>	ARIZONA ASH	24
<i>Agonis flexuosa</i>	PEPPERMINT TREE	22
<i>Archontophoenix cunninghamiana</i>	KING PALM	22
<i>Cupressus glabra</i>	SMOOTHBARK ARIZONA CYPRESS	22
<i>Magnolia grandiflora 'Saint Mary'</i>	SAINT MARY MAGNOLIA	22
<i>Platanus mexicana</i>	MEXICAN SYCAMORE	21
<i>Tipuana tipu</i>	TIPU	21
<i>Eucalyptus leucoxylon</i>	WHITE IRONBARK	20
<i>Ficus rubiginosa</i>	RUSTY LEAF FIG	20
<i>Pittosporum undulatum</i>	VICTORIAN BOX	19
<i>Laurus nobilis</i>	SWEET BAY	18
<i>Albizia julibrissin</i>	SILK TREE	17
<i>Arbutus unedo</i>	STRAWBERRY TREE	17
<i>Chitalpa tashkentensis</i>	CHITALPA	17
<i>Cercis occidentalis</i>	WESTERN REDBUD	16
<i>Lagerstroemia indica x fauriei 'Arapaho'</i>	ARAPAHO CRAPE MYRTLE	16
<i>Rhus lancea</i>	AFRICAN SUMAC	16
<i>Ceratonia siliqua</i>	CAROB	15
<i>Juglans hindsii</i>	WALNUT	15
<i>Sambucus neomexicana</i>	ELDERBERRY	15
<i>Afrocarpus henkelii</i>	LONG-LEAFED YELLOW-WOOD	14
<i>Fraxinus uhdei 'Tomlinson'</i>	TOMLINSON ASH	14
<i>Persea americana</i>	AVOCADO	14
<i>Photinia X fraseri</i>	FRASERS PHOTINIA	14
<i>Eucalyptus viminalis</i>	MANNA GUM	13
<i>Cercis canadensis</i>	EASTERN REDBUD	12
<i>Corymbia ficifolia</i>	RED FLOWERING GUM	12
<i>Ficus benjamina</i>	WEeping FIG	12
<i>Grevillea robusta</i>	SILK OAK	12
<i>Handroanthus chrysotrichus</i>	GOLDEN TRUMPET TREE	12
<i>Lagerstroemia indica 'Red'</i>	RED CRAPE MYRTLE	12
<i>Morus alba</i>	WHITE MULBERRY	12
<i>Calodendrum capense</i>	CAPE CHESTNUT	11
<i>Eucalyptus spp.</i>	EUCALYPTUS	11
<i>Platanus X hispanica 'Yarwood'</i>	YARWOOD PLANE	11
<i>Schinus polygamus</i>	PERUVIAN PEPPER	11
<i>Trachycarpus fortunei</i>	WINDMILL PALM	11
<i>Acer paxii</i>	ACER PAXII	10
<i>Eucalyptus leucoxylon 'Rosea'</i>	LG.-FRUIT RED-FLOWERING GUM	10
<i>Harpephyllum caffrum</i>	KAFFIR PLUM	10
<i>Quercus chrysolepis</i>	CANYON LIVE OAK	10

Botanical Name	Common Name	Total
<i>Acacia pycnantha</i>	GOLDEN WATTLE	9
<i>Eucalyptus conferruminata</i>	SPIDER GUM	9
<i>Melia azedarach</i>	CHINABERRY	9
<i>Pinus sabiniana</i>	GRAY PINE	9
<i>Prosopis chilensis</i>	CHILEAN MESQUITE	9
<i>Prunus</i> spp.	STONE FRUIT	9
<i>Chilopsis linearis</i>	DESERT WILLOW	8
<i>Chionanthus retusus</i>	CHINESE FRINGE TREE	8
<i>Melaleuca linariifolia</i>	FLAXLEAF PAPERBARK	8
<i>Phoenix roebelenii</i>	PYGMY DATE PALM	8
<i>Quercus</i> spp.	OAK	8
<i>Xylosma congestum</i>	XYLOSMA	8
<i>Acer palmatum</i>	JAPANESE MAPLE	7
<i>Ilex altaclarensis</i> 'Wilsonii'	WILSON HOLLY	7
<i>Pittosporum floribundum</i>	HIMALAYAN PITTOSPORUM	7
<i>Salix lasiandra</i>	PACIFIC WILLOW	7
<i>Washingtonia filifera</i> X <i>robusta</i>	FILIBUSTER HYBRID FAN PALM	7
<i>Ailanthus altissima</i>	TREE OF HEAVEN	6
<i>Bauhinia blakeana</i>	HONG KONG ORCHID TREE	6
<i>Citrus sinensis</i>	ORANGE	6
<i>Gleditsia triacanthos</i>	HONEY LOCUST	6
<i>Koelreuteria paniculata</i>	GOLDENRAIN TREE	6
<i>Lagerstroemia indica</i> 'Purple'	PURPLE CRAPE MYRTLE	6
<i>Lagerstroemia indica</i> 'White'	WHITE CRAPE MYRTLE	6
<i>Quercus rubra</i>	RED OAK	6
<i>Salix lasiolepis</i>	ARROYO WILLOW	6
<i>Spathodea campanulata</i>	AFRICAN TULIP TREE	6
<i>Ulmus pumila</i>	SIBERIAN ELM	6
<i>Acacia baileyana</i>	BAILEY ACACIA	5
<i>Acacia melanoxylon</i>	BLACK ACACIA	5
<i>Casuarina cunninghamiana</i>	RIVER SHE-OAK	5
<i>Chamaerops humilis</i>	MEDITERRANEAN FAN PALM	5
<i>Eucalyptus robusta</i>	SWAMP MAHOGONY	5
<i>Juglans californica</i>	SO CAL BLACK WALNUT	5
<i>Liquidambar formosana</i>	CHINESE SWEETGUM	5
<i>Magnolia grandiflora</i> 'Majestic Beauty'	MAJESTIC BEAUTY MAGNOLIA	5
<i>Raphiolepis</i> 'Majestic Beauty'	MAJESTIC BEAUTY INDIAN HAWTHORN	5
<i>Stenocarpus sinuatus</i>	FIREWHEEL TREE	5
<i>Vachellia farnesiana</i>	SWEET ACACIA	5
<i>Bauhinia</i> spp.	ORCHID TREE	4
<i>Eriobotrya japonica</i>	EDIBLE LOQUAT	4
<i>Erythrina coralloides</i>	NAKED CORAL TREE	4
<i>Ficus macrophylla</i>	MORETON BAY FIG	4

Botanical Name	Common Name	Total
<i>Ligustrum lucidum</i>	GLOSSY PRIVET	4
<i>Magnolia stellata</i>	MAGNOLIA	4
<i>Pinus ponderosa</i>	PONDEROSA PINE	4
<i>Robinia pseudoacacia</i>	BLACK LOCUST	4
<i>Styphnolobium japonicum</i>	JAPANESE PAGODA TREE	4
<i>Cupressocyparis x leylandii</i>	LEYLAND CYPRESS	3
<i>Eucalyptus torquata</i>	CORAL GUM	3
<i>Fraxinus pennsylvanica</i>	GREEN ASH	3
<i>Hesperocyparis macrocarpa</i>	MONTEREY CYPRESS	3
<i>Pinus thunbergiana</i>	JAPANESE BLACK PINE	3
<i>Platanus X hispanica</i>	LONDON PLANE	3
<i>Quercus prinus</i>	CHESTNUT OAK	3
<i>Sequoia sempervirens</i>	COAST REDWOOD	3
<i>Yucca gloriosa</i>	SPANISH DAGGER	3
<i>Acacia decurrens</i>	GREEN WATTLE	2
<i>Acacia longifolia</i>	SYDNEY GOLDEN WATTLE	2
<i>Acacia saligna</i>	BLUE LEAF WATTLE	2
<i>Acacia smallii</i>	SWEET ACACIA	2
<i>Acrocarpus fraxinifolius</i>	PINK CEDAR	2
<i>Afrocarpus spp.</i>	AFROCARPUS SPECIES	2
<i>Alnus cordata</i>	ITALIAN ALDER	2
<i>Araucaria columnaris</i>	STAR PINE	2
<i>Araucaria heterophylla</i>	NORFOLK ISLAND PINE	2
<i>Brachychiton acerifolius</i>	AUSTRALIAN FLAME TREE	2
<i>Brachychiton discolor</i>	PINK FLAME TREE	2
<i>Citrus limon</i>	LEMON	2
<i>Dodonaea viscosa</i>	HOPSEED	2
<i>Erythrina crista-galli</i>	COCKSPUR CORAL TREE	2
<i>Eucalyptus grandis</i>	FLOODED GUM	2
<i>Eucalyptus nicholii</i>	NICHOLS WILLOW LEAFED PEPPERMINT	2
<i>Fraxinus velutina 'Modesto'</i>	MODESTO ASH	2
<i>Lagerstroemia indica 'Muskogee'</i>	MUSKOGEE CRAPE MYRTLE	2
<i>Lagerstroemia indica 'Tuscarora'</i>	TUSCARORA CRAPE MYRTLE	2
<i>Lagerstroemia indica x fauriei 'Zuni'</i>	ZUNI CRAPE MYRTLE	2
<i>Lycianthes rantonnei</i>	PARAGUAY NIGHTSHADE	2
<i>Maclura pomifera</i>	OSAGE ORANGE	2
<i>Melaleuca ericifolia</i>	HEATH MELALEUCA	2
<i>Olea europaea 'Majestic Beauty'</i>	OLIVE MAJESTIC BEAUTY	2
<i>Pittosporum phillyraeoides</i>	WILLOW PITTOSPORUM	2
<i>Pittosporum spp.</i>	PITTOSPORUM	2
<i>Prunus caroliniana</i>	CAROLINA LAUREL CHERRY	2
<i>Pyracantha coccinea</i>	FIRETHORN	2
<i>Quercus dumosa</i>	NUTTALLS SCRUB OAK	2

Botanical Name	Common Name	Total
<i>Quercus wislizenii</i>	INTERIOR LIVE OAK	2
<i>Rhus laurina</i>	LAUREL SUMAC	2
<i>Rhus ovata</i>	SUGAR BUSH	2
<i>Ulmus parvifolia</i> 'True Green'	TRUE GREEN ELM	2
Unidentified spp.	UNIDENTIFIED TREE	2
<i>Acacia aneura</i>	MULGA	1
<i>Afrocarpus elongatus</i> 'Icee Blue'	ICEE BLUE YELLOW-WOOD	1
<i>Betula nigra</i>	RIVER BIRCH	1
<i>Broussonetia papyrifera</i>	PAPER MULBERRY	1
<i>Butia odorata</i>	PINDO PALM	1
<i>Catalpa speciosa</i>	WESTERN CATALPA	1
<i>Celtis sinensis</i>	CHINESE HACKBERRY	1
<i>Citrus X paradisi</i>	GRAPEFRUIT	1
<i>Cordyline australis</i>	DRACAENA	1
<i>Crataegus laevigata</i>	ENGLISH HAWTHORN	1
<i>Erythrina caffra</i>	KAFFIRBOOM CORAL TREE	1
<i>Eucalyptus cinerea</i>	ASH GUM	1
<i>Eucalyptus globulus</i> 'Compacta'	DWARF BLUE GUM	1
<i>Eucalyptus microtheca</i>	COOLIBAH	1
<i>Eucalyptus pauciflora</i>	SNOW GUM	1
<i>Eugenia uniflora</i>	SURINAM CHERRY	1
<i>Ficus benjamina</i> 'Variegata'	CHINESE WEeping BANYAN	1
<i>Ficus elastica</i>	RUBBER TREE	1
<i>Ficus lyrata</i>	FIDDLELEAF FIG	1
<i>Ficus microcarpa</i>	WEeping INDIAN LAUREL FIG	1
<i>Ficus</i> spp.	FIG	1
<i>Firmiana simplex</i>	CHINESE PARASOL TREE	1
<i>Handroanthus heptaphyllus</i>	PINK TRUMPET TREE	1
<i>Juglans regia</i>	ENGLISH WALNUT	1
<i>Juniperus chinensis</i>	CHINESE JUNIPER	1
<i>Lophostemon confertus</i> 'Variegata'	VARIEGATED BRISBANE BOX	1
<i>Macadamia integrifolia</i>	SMOOTH-SHELL MACADAMIA	1
<i>Macadamia tetraphylla</i>	ROUGH-SHELL MACADAMIA	1
<i>Melaleuca</i> spp.	MELALEUCA	1
<i>Nerium oleander</i>	OLEANDER	1
<i>Populus nigra</i> 'Italica'	LOMBARDY POPLAR	1
<i>Prosopis chilensis</i> 'Thornless'	THORNLESS CHILEAN MESQUITE	1
<i>Prunus armeniaca</i>	APRICOT	1
<i>Prunus cerasifera</i>	PURPLE-LEAF PLUM	1
<i>Prunus persica</i>	PEACH	1
<i>Prunus serrulata</i>	JAPANESE FLOWERING CHERRY	1
<i>Pyrus calleryana</i> 'Chanticleer'	CHANTICLEER PEAR	1
<i>Quercus emoryi</i>	EMORY OAK	1

Botanical Name	Common Name	Total
Quercus engelmannii	ENGELMANN OAK	1
Quercus robur	ENGLISH OAK	1
Roystonea regia	CUBAN ROYAL PALM	1
Salix spp.	WILLOW SPECIES	1
Schefflera actinophylla	QUEENSLAND UMBRELLA TREE	1
Syzygium paniculatum	BRUSH CHERRY	1
Taxodium distichum	BALD CYPRESS	1
Ulmus americana	AMERICAN ELM	1
Zelkova serrata 'Autumn Glow'	AUTUMN GLOW ZELKOVA	1
Vacant site	VACANT SITE	10,867
Stump	STUMP	306
Tree site deleted	TREE SITE DELETED	21
Not City Planted/Maintained	NOT CITY PLANTED/MAINTAINED	17
Dead Tree	DEAD TREE	11
Unknown	UNKNOWN	3
WCA worked on private tree	WCA WORKED ON PRIVATE TREE	2
Stump - not accessible	STUMP - NOT ACCESSIBLE	1
W-Property owner refused tree	W-PROPERTY OWNER REFUSED TREE	1

APPENDIX 4

City of Fullerton - Master Street Tree Plan

From	To	Street Side	On Street	Utility	Primary By Common Name	SoCal Native Species Option	Non-native Option	Additional Option	Row
335	1355	ODD	ACACIA AV /N	NO	CAPE MYRTLE	California Sycamore	Japanese Pagoda Tree		2
400	1126	EVEN	ACACIA AV /N	NO	BRAZILIAN PEPPER	Island Oak	Pink Flame Tree	Engelmann Oak	3
401	415	ODD	ACACIA AV /N	NO	BRAZILIAN PEPPER	Island Oak	Pink Flame Tree	Engelmann Oak	4
410	410	EVEN	ACACIA AV /N	NO	NONE	Catalina Ironwood	Chitalpa	Island Oak	5
525	1345	ODD	ACACIA AV /N	NO	CHINESE ELM	Box Elder	True Green Chinese Elm		6
607	1125	ODD	ACACIA AV /N	NO	BRAZILIAN PEPPER	Island Oak	Pink Flame Tree	Engelmann Oak	7
1350	1600	EVEN	ACACIA AV /N	YES	CAPE MYRTLE	Western Redbud	Chinese Fringe Tree		8
1401	1701	ODD	ACACIA AV /N	NO	CAPE MYRTLE	California Sycamore	Japanese Pagoda Tree		9
1616	1830	EVEN	ACACIA AV /N	YES	CAPE MYRTLE	Western Redbud	Chinese Fringe Tree		10
100	100	EVEN	ACACIA AV /S	NO	CAPE MYRTLE	California Sycamore	Japanese Pagoda Tree		11
1101	1155	ODD	ACACIA AV /S	YES	SOUTHERN MAGNOLIA	Catalina Cherry	Sweetshade	Willow-leaved Peppermint	12
300	340	EVEN	ADAMS AV /N	NO	CHINESE ELM	Box Elder	True Green Chinese Elm		17
301	335	ODD	ADAMS AV /N	NO	CHINESE ELM	Box Elder	True Green Chinese Elm		18
339	411	ODD	ADAMS AV /N	NO	HOLLY OAK	Coast Live Oak	Flame Tree		19
400	410	EVEN	ADAMS AV /N	NO	HOLLY OAK	Coast Live Oak	Flame Tree		20
500	1100	EVEN	ADAMS AV /S	NO	HOLLY OAK	Coast Live Oak	Flame Tree		21
501	537	ODD	ADAMS AV /S	NO	SOUTHERN MAGNOLIA	Interior Live Oak	Sweetshade	Willow-leaved Peppermint	22
901	1125	ODD	ADAMS AV /S	NO	HOLLY OAK	Coast Live Oak	Flame Tree		23
200	428	EVEN	ADLENA DR	NO	CHINESE ELM	Box Elder	True Green Chinese Elm		24
201	945	ODD	ADLENA DR	NO	CHINESE ELM	Box Elder	True Green Chinese Elm		25
700	972	EVEN	ADLENA DR	NO	CARROTWOOD	California Laurel	Flame Tree	Golden Trumpet Tree	26
707	945	ODD	ADLENA DR	NO	CARROTWOOD	California Laurel	Flame Tree	Golden Trumpet Tree	27
710	710	EVEN	ADLENA DR	NO	LAVENDER TRUMPET TREE	Box Elder	Pink Trumpet Tree		28
945	945	ODD	ADLENA DR	YES	LONDON PLANE	Western Redbud	Chitalpa		29
1800	1800	EVEN	ADLENA PL	NO	CARROTWOOD	California Laurel	Flame Tree	Golden Trumpet Tree	32
1801	1801	ODD	ADLENA PL	NO	CARROTWOOD	California Laurel	Flame Tree	Golden Trumpet Tree	33
100	100	EVEN	ALBERTA PL /N	NO	HOLLY OAK	Coast Live Oak	Flame Tree		34
101	101	ODD	ALBERTA PL /N	NO	HOLLY OAK	Coast Live Oak	Flame Tree		35
200	230	EVEN	ALBERTA PL /N	NO	HOLLY OAK	Coast Live Oak	Flame Tree		36
201	231	ODD	ALBERTA PL /N	NO	HOLLY OAK	Coast Live Oak	Flame Tree		37
600	618	EVEN	ALBERTA PL /S	NO	CHINESE FLAME TREE	California Sycamore	Japanese Pagoda Tree		38
601	615	ODD	ALBERTA PL /S	NO	CHINESE FLAME TREE	California Sycamore	Japanese Pagoda Tree		39
2901	2913	ODD	ALDER PL	NO	NONE	Catalina Ironwood	Chitalpa	Island Oak	40
2906	2912	EVEN	ALDER PL	NO	NONE	Catalina Ironwood	Chitalpa	Island Oak	41
2400	2460	EVEN	ALMIRA AV	NO	CARROTWOOD	California Laurel	Flame Tree	Golden Trumpet Tree	42
2436	2456	EVEN	ALMIRA AV	YES	CARROTWOOD	Island Oak	Sweet Bay	Hollyleaf Cherry	43
2475	2475	ODD	ALMIRA AV	NO	CARROTWOOD	California Laurel	Flame Tree	Golden Trumpet Tree	44
2800	2840	EVEN	ALTIVO PL	NO	ORNAMENTAL PEAR	Bigleaf Maple	Maidenhair Tree		45
2801	2849	ODD	ALTIVO PL	NO	ORNAMENTAL PEAR	Bigleaf Maple	Maidenhair Tree		46

* = Residential Preservation Zones

** = Partially in the Residential Preservation Zones

City of Fullerton - Master Street Tree Plan

From	To	Street Side	On Street	Utility	Primary By Common Name	SoCal Native Species Option	Non-native Option	Additional Option	Row	
1400	1618	EVEN	ALTO LN	NO	EVERGREEN PEAR	Box Elder	Maidenhair Tree	Purple Leaf Eastern Redbud	47	
1401	1925	ODD	ALTO LN	NO	EVERGREEN PEAR	Box Elder	Maidenhair Tree	Purple Leaf Eastern Redbud	48	
1406	1406	EVEN	ALTO LN	NO	ORNAMENTAL PEAR	Bigleaf Maple	Maidenhair Tree		49	
1900	1930	EVEN	ALTO LN	NO	EVERGREEN PEAR	Box Elder	Maidenhair Tree	Purple Leaf Eastern Redbud	50	
200	280	EVEN	ALTURA DR	NO	RED IRONBARK	California Laurel	Willow-Leafed Peppermint		51	
201	281	ODD	ALTURA DR	NO	RED IRONBARK	California Laurel	Willow-Leafed Peppermint		52	
200	212	EVEN	ALVARADO CIR	NO	NONE	Catalina Ironwood	Chitalpa	Island Oak	53	
201	213	ODD	ALVARADO CIR	NO	NONE	Catalina Ironwood	Chitalpa	Island Oak	54	
100	346	EVEN	AMERIGE AV /E	NO	SWEETSHADE	California Laurel	Brisbane Box		55	
101	345	ODD	AMERIGE AV /E	NO	CAMPHOR TREE	Engelmann Oak	Cork Oak	Interior Live Oak	56	
**	101	2309	ODD	AMERIGE AV /E	NO	BOTTLE TREE	Catalina Cherry	Brisbane Box	Willow-Leafed Peppermint	57
	101	143	ODD	AMERIGE AV /E	NO	BOTTLE TREE	Catalina Cherry	Brisbane Box	Willow-Leafed Peppermint	58
	108	108	EVEN	AMERIGE AV /E	NO	BOTTLE TREE	Catalina Cherry	Brisbane Box	Willow-Leafed Peppermint	59
	116	150	EVEN	AMERIGE AV /E	NO	BOTTLE TREE	Catalina Cherry	Brisbane Box	Willow-Leafed Peppermint	60
**	210	444	EVEN	AMERIGE AV /E	NO	SWEETSHADE	California Laurel	Brisbane Box		61
	325	325	ODD	AMERIGE AV /E	NO	ORNAMENTAL PEAR	Bigleaf Maple	Maidenhair Tree		62
**	401	447	ODD	AMERIGE AV /E	NO	SWEETSHADE	California Laurel	Brisbane Box		63
	2300	2316	EVEN	AMERIGE AV /E	NO	BRAZILIAN PEPPER	Island Oak	Pink Flame Tree	Engelmann Oak	64
	2304	2304	EVEN	AMERIGE AV /E	NO	CHINESE PISTACHE	Bigleaf Maple	Japanese Pagoda Tree		65
	0	0	EVEN	AMERIGE AV /W	NO	BOTTLE TREE	Catalina Cherry	Brisbane Box	Willow-Leafed Peppermint	66
	100	546	EVEN	AMERIGE AV /W	NO	CAMPHOR TREE	Engelmann Oak	Cork Oak	Interior Live Oak	67
	101	547	ODD	AMERIGE AV /W	NO	BOTTLE TREE	Catalina Cherry	Brisbane Box	Willow-Leafed Peppermint	68
	113	125	ODD	AMERIGE AV /W	NO	BOTTLE TREE	Catalina Cherry	Brisbane Box	Willow-Leafed Peppermint	69
	120	120	EVEN	AMERIGE AV /W	NO	BOTTLE TREE	Catalina Cherry	Brisbane Box	Willow-Leafed Peppermint	70
	201	505	ODD	AMERIGE AV /W	NO	CAMPHOR TREE	Engelmann Oak	Cork Oak	Interior Live Oak	71
	202	300	EVEN	AMERIGE AV /W	NO	CAMPHOR TREE	Engelmann Oak	Cork Oak	Interior Live Oak	72
	230	822	EVEN	AMERIGE AV /W	NO	SOUTHERN MAGNOLIA	Interior Live Oak	Sweetshade	Willow-leafed Peppermint	73
	230	230	EVEN	AMERIGE AV /W	NO	CAMPHOR TREE	Engelmann Oak	Cork Oak	Interior Live Oak	74
	403	825	ODD	AMERIGE AV /W	NO	SOUTHERN MAGNOLIA	Interior Live Oak	Sweetshade	Willow-leafed Peppermint	75
	1100	1574	EVEN	AMERIGE AV /W	NO	CANARY ISLAND PINE	Torrey Pine	Afghan Pine		76
	1101	1573	ODD	AMERIGE AV /W	NO	CANARY ISLAND PINE	Torrey Pine	Afghan Pine		77
	2600	2860	EVEN	AMHERST AV	NO	JACARANDA	Catalina Ironwood	Pink Trumpet Tree		87
	2607	2867	ODD	AMHERST AV	NO	JACARANDA	Catalina Ironwood	Pink Trumpet Tree		88
	2	2	EVEN	AMTRAK STATION	NO	BOTTLE TREE	Catalina Cherry	Brisbane Box	Willow-Leafed Peppermint	91
	2	2	EVEN	AMTRAK STATION	NO	BOTTLE TREE	Catalina Cherry	Brisbane Box	Willow-Leafed Peppermint	94
	0	2840	EVEN	ANACAPA PL	NO	CANARY ISLAND PINE	Torrey Pine	Afghan Pine		95
	2700	3010	EVEN	ANACAPA PL	NO	CANARY ISLAND PINE	Torrey Pine	Afghan Pine		96
	2701	3021	ODD	ANACAPA PL	NO	CANARY ISLAND PINE	Torrey Pine	Afghan Pine		97
	2600	2686	EVEN	ANDOVER AV	NO	SOUTHERN MAGNOLIA	Interior Live Oak	Sweetshade	Willow-leafed Peppermint	98
	2601	2679	ODD	ANDOVER AV	NO	JACARANDA	Catalina Ironwood	Pink Trumpet Tree		99
	100	330	EVEN	ANNIN AV /N	NO	SOUTHERN MAGNOLIA	Interior Live Oak	Sweetshade	Willow-leafed Peppermint	100
	101	329	ODD	ANNIN AV /N	NO	SOUTHERN MAGNOLIA	Interior Live Oak	Sweetshade	Willow-leafed Peppermint	101
	100	120	EVEN	ANNIN AV /S	NO	CARROTWOOD	California Laurel	Flame Tree	Golden Trumpet Tree	102
	101	115	ODD	ANNIN AV /S	NO	CARROTWOOD	California Laurel	Flame Tree	Golden Trumpet Tree	103
	200	224	EVEN	ANNIN AV /S	NO	BRAZILIAN PEPPER	Island Oak	Pink Flame Tree	Engelmann Oak	104
	201	229	ODD	ANNIN AV /S	NO	BRAZILIAN PEPPER	Island Oak	Pink Flame Tree	Engelmann Oak	105

* = Residential Preservation Zones

** = Partially in the Residential Preservation Zones

City of Fullerton - Master Street Tree Plan

From	To	Street Side	On Street	Utility	Primary By Common Name	SoCal Native Species Option	Non-native Option	Additional Option	Row
228	228	EVEN	ANNIN AV /S	NO	NONE	Catalina Ironwood	Chitalpa	Island Oak	106
612	624	EVEN	ANZA PL	NO	SOUTHERN MAGNOLIA	Interior Live Oak	Sweetshade	Willow-leaved Peppermint	107
613	625	ODD	ANZA PL	NO	SOUTHERN MAGNOLIA	Interior Live Oak	Sweetshade	Willow-leaved Peppermint	108
201	237	ODD	AQUILA AV	NO	EVERGREEN PEAR	Box Elder	Maidenhair Tree	Purple Leaf Eastern Redbud	109
3900	3932	EVEN	ARAGON PL	NO	ARISTOCRAT PEAR	Box Elder	Maidenhair Tree		110
3901	3933	ODD	ARAGON PL	NO	ORNAMENTAL PEAR	Bigleaf Maple	Maidenhair Tree		111
3000	3280	EVEN	ARBOL DR	NO	CHINESE ELM	Box Elder	True Green Chinese Elm		112
3007	3271	ODD	ARBOL DR	NO	CHINESE ELM	Box Elder	True Green Chinese Elm		113
524	950	EVEN	ARBOLADO DR	NO	CAMPHOR TREE	Engelmann Oak	Cork Oak	Interior Live Oak	114
525	951	ODD	ARBOLADO DR	NO	CAMPHOR TREE	Engelmann Oak	Cork Oak	Interior Live Oak	115
2924	3040	EVEN	ARLINGTON AV	NO	CAMPHOR TREE	Engelmann Oak	Cork Oak	Interior Live Oak	116
2925	3035	ODD	ARLINGTON AV	NO	CAMPHOR TREE	Engelmann Oak	Cork Oak	Interior Live Oak	117
1364	1372	EVEN	ARMSTEAD LN	NO	CAPE MYRTLE	California Sycamore	Japanese Pagoda Tree		118
1365	1365	ODD	ARMSTEAD LN	NO	CAPE MYRTLE	California Sycamore	Japanese Pagoda Tree		119
1365	1373	ODD	ARMSTEAD LN	NO	CAPE MYRTLE	California Sycamore	Japanese Pagoda Tree		120
756	916	EVEN	ARROUES DR	NO	MAIDENHAIR TREE	California Sycamore	London Plane		121
757	915	ODD	ARROUES DR	NO	AMERICAN SWEETGUM	California Sycamore	Rotundiloba Sweetgum	White Alder	122
1000	1008	EVEN	ARROUES DR	NO	NONE	Catalina Ironwood	Chitalpa	Island Oak	123
1001	1017	ODD	ARROUES DR	NO	NONE	Catalina Ironwood	Chitalpa	Island Oak	124
1001	1031	ODD	ARROYO DR	YES	PURPLE ORCHID TREE	Hollyleaf Cherry	Peppermint Tree	Australian Willow	125
1041	1041	ODD	ARROYO DR	NO	EVERGREEN PEAR	Box Elder	Maidenhair Tree	Purple Leaf Eastern Redbud	126
2300	2300	EVEN	ARTESIA AV	NO	COAST LIVE OAK	Interior Live Oak	New Zealand Christmas Tree		127
2301	2301	ODD	ARTESIA AV	NO	TORREY PINE	Tecate Cypress	Deodar Cedar		128
101	1191	ODD	ASH AV /E	NO	CHINESE ELM	Box Elder	True Green Chinese Elm		129
112	220	EVEN	ASH AV /E	NO	JACARANDA	Catalina Ironwood	Pink Trumpet Tree		130
113	145	ODD	ASH AV /E	YES	JACARANDA	Hollyleaf Cherry	Silk Tree		131
306	354	EVEN	ASH AV /E	NO	CHINESE ELM	Box Elder	True Green Chinese Elm		132
100	100	EVEN	ASH AV /W	YES	NONE	Desert Willow	Chitalpa	Catalina Cherry	133
100	148	EVEN	ASH AV /W	NO	JACARANDA	Catalina Ironwood	Pink Trumpet Tree		134
101	149	ODD	ASH AV /W	NO	JACARANDA	Catalina Ironwood	Pink Trumpet Tree		135
200	4306	EVEN	ASH AV /W	NO	CHINESE ELM	Box Elder	True Green Chinese Elm		136
201	4301	ODD	ASH AV /W	NO	CHINESE ELM	Box Elder	True Green Chinese Elm		137
1007	4249	ODD	ASH AV /W	NO	CHINESE ELM	Box Elder	True Green Chinese Elm		138
1430	3636	EVEN	ASH AV /W	NO	CHINESE ELM	Box Elder	True Green Chinese Elm		139
100	330	EVEN	ASHFORD PL /N	NO	SOUTHERN MAGNOLIA	Interior Live Oak	Sweetshade	Willow-leaved Peppermint	141
101	331	ODD	ASHFORD PL /N	NO	SOUTHERN MAGNOLIA	Interior Live Oak	Sweetshade	Willow-leaved Peppermint	142
200	228	EVEN	ASHFORD PL /S	NO	MAIDENHAIR TREE	California Sycamore	London Plane		143
201	225	ODD	ASHFORD PL /S	NO	MAIDENHAIR TREE	California Sycamore	London Plane		144
1901	1919	ODD	ASPEN CIR	NO	NONE	Catalina Ironwood	Chitalpa	Island Oak	145
1912	1918	EVEN	ASPEN CIR	NO	AMERICAN SWEETGUM	California Sycamore	Rotundiloba Sweetgum	White Alder	146
1900	3200	EVEN	ASSOCIATED RD	YES	CAPE MYRTLE	Western Redbud	Chinese Fringe Tree		147
2001	3275	ODD	ASSOCIATED RD	NO	CAPE MYRTLE	California Sycamore	Japanese Pagoda Tree		148
2201	2201	ODD	ASSOCIATED RD	NO	CAPE MYRTLE	California Sycamore	Japanese Pagoda Tree		149
3200	3200	EVEN	ASSOCIATED RD	NO	CAPE MYRTLE	California Sycamore	Japanese Pagoda Tree		150
2600	2642	EVEN	ATHENA PL	NO	AUTUMN GOLD GINKGO	California Sycamore	London Plane		151
2613	2637	ODD	ATHENA PL	NO	AUTUMN GOLD GINKGO	California Sycamore	London Plane		152

* = Residential Preservation Zones

** = Partially in the Residential Preservation Zones

City of Fullerton - Master Street Tree Plan

From	To	Street Side	On Street	Utility	Primary By Common Name	SoCal Native Species Option	Non-native Option	Additional Option	Row	
1400	1498	EVEN	ATHERTON CIR	NO	CRAPE MYRTLE	California Sycamore	Japanese Pagoda Tree		153	
1401	1401	ODD	ATHERTON CIR	NO	NONE	Catalina Ironwood	Chitalpa	Island Oak	154	
1401	1495	ODD	ATHERTON CIR	NO	CRAPE MYRTLE	California Sycamore	Japanese Pagoda Tree		155	
1800	1830	EVEN	AV DEL NORTE	NO	NONE	Catalina Ironwood	Chitalpa	Island Oak	156	
1809	1825	ODD	AV DEL NORTE	NO	NONE	Catalina Ironwood	Chitalpa	Island Oak	157	
100	128	EVEN	AVALON DR	NO	CRAPE MYRTLE	California Sycamore	Japanese Pagoda Tree		158	
105	117	ODD	AVALON DR	YES	CRAPE MYRTLE	Western Redbud	Chinese Fringe Tree		159	
1400	1444	EVEN	AVENIDA ANTIGUA	NO	AMERICAN SWEETGUM	California Sycamore	Rotundiloba Sweetgum	White Alder	160	
1401	1431	ODD	AVENIDA ANTIGUA	NO	AMERICAN SWEETGUM	California Sycamore	Rotundiloba Sweetgum	White Alder	161	
1101	1147	ODD	AVENIDA DEL CORTO	NO	ORNAMENTAL PEAR	Bigleaf Maple	Maidenhair Tree		162	
1116	1132	EVEN	AVENIDA DEL CORTO	NO	ORNAMENTAL PEAR	Bigleaf Maple	Maidenhair Tree		163	
1912	1950	EVEN	AVENIDA DEL OSSA	NO	CRAPE MYRTLE	California Sycamore	Japanese Pagoda Tree		164	
1913	1943	ODD	AVENIDA DEL OSSA	NO	CRAPE MYRTLE	California Sycamore	Japanese Pagoda Tree		165	
1701	1857	ODD	AVENIDA SAN LORENZO	NO	JACARANDA	Catalina Ironwood	Pink Trumpet Tree		166	
1710	1850	EVEN	AVENIDA SAN LORENZO	NO	JACARANDA	Catalina Ironwood	Pink Trumpet Tree		167	
1825	1833	ODD	AVENIDA SELVA	NO	CRAPE MYRTLE	California Sycamore	Japanese Pagoda Tree		168	
1830	1840	EVEN	AVENIDA SELVA	NO	CRAPE MYRTLE	California Sycamore	Japanese Pagoda Tree		169	
1830	1830	EVEN	AVENIDA SELVA	NO	NONE	Catalina Ironwood	Chitalpa	Island Oak	170	
2114	2258	EVEN	AVENIDA SOLEDAD	NO	ORNAMENTAL PEAR	Bigleaf Maple	Maidenhair Tree		171	
2115	2261	ODD	AVENIDA SOLEDAD	NO	ORNAMENTAL PEAR	Bigleaf Maple	Maidenhair Tree		172	
1300	1460	EVEN	AVOLENCIA DR	NO	BRISBANE BOX	California Laurel	Cajeput Tree		173	
1301	1463	ODD	AVOLENCIA DR	NO	EVERGREEN PEAR	Box Elder	Maidenhair Tree	Purple Leaf Eastern Redbud	174	
1505	1613	ODD	AVOLENCIA DR	NO	EVERGREEN PEAR	Box Elder	Maidenhair Tree	Purple Leaf Eastern Redbud	175	
1508	1550	EVEN	AVOLENCIA DR	NO	EVERGREEN PEAR	Box Elder	Maidenhair Tree	Purple Leaf Eastern Redbud	176	
300	2124	EVEN	BAKER AV	NO	SOUTHERN MAGNOLIA	Interior Live Oak	Sweetshade	Willow-leaved Peppermint	177	
300	300	EVEN	BAKER AV	NO	SOUTHERN MAGNOLIA	Interior Live Oak	Sweetshade	Willow-leaved Peppermint	178	
301	301	ODD	BAKER AV	NO	SOUTHERN MAGNOLIA	Interior Live Oak	Sweetshade	Willow-leaved Peppermint	179	
401	2125	ODD	BAKER AV	NO	SOUTHERN MAGNOLIA	Interior Live Oak	Sweetshade	Willow-leaved Peppermint	180	
1001	1001	ODD	BAKER AV	NO	FERN PINE	Torrey Pine	Afghan Pine	Tecate Cypress	181	
1025	1101	ODD	BAKER AV	YES	SOUTHERN MAGNOLIA	Catalina Cherry	Flame Tree	Hollyleaf Cherry	182	
2200	2200	EVEN	BALBOA RD	NO	AMERICAN SWEETGUM	California Sycamore	Rotundiloba Sweetgum	White Alder	183	
2225	2225	ODD	BALBOA RD	NO	NONE	Catalina Ironwood	Chitalpa	Island Oak	184	
100	100	EVEN	BALCOM AV /N	NO	CAMPHOR TREE	Engelmann Oak	Cork Oak	Interior Live Oak	185	
100	100	EVEN	BALCOM AV /N	NO	CAMPHOR TREE	Engelmann Oak	Cork Oak	Interior Live Oak	186	
**	101	325	ODD	BALCOM AV /N	NO	CANARY ISLAND DATE PALM	California Fan Palm	Date Palm	Queen Palm	187
*	126	216	EVEN	BALCOM AV /N	NO	NONE	Catalina Ironwood	Chitalpa	Island Oak	188
**	220	340	EVEN	BALCOM AV /N	NO	SAMUEL SOMMER MAGNOLIA	California Laurel	Brisbane Box		189
100	300	EVEN	BALCOM AV /S	NO	CHINESE ELM	Box Elder	True Green Chinese Elm		190	
101	201	ODD	BALCOM AV /S	YES	CHINESE ELM	Western Redbud	Chinese Fringe Tree		191	
300	300	EVEN	BALCOM AV /S	NO	SAMUEL SOMMER MAGNOLIA	California Laurel	Brisbane Box		192	
400	410	EVEN	BALCOM AV /S	NO	CARROTWOOD	California Laurel	Flame Tree	Golden Trumpet Tree	193	
500	724	EVEN	BALCOM AV /S	NO	CHINESE ELM	Box Elder	True Green Chinese Elm		195	
501	715	ODD	BALCOM AV /S	NO	CHINESE ELM	Box Elder	True Green Chinese Elm		196	
2401	2651	ODD	BALFOUR AV	NO	EVERGREEN PEAR	Box Elder	Maidenhair Tree	Purple Leaf Eastern Redbud	197	
2412	2652	EVEN	BALFOUR AV	NO	EVERGREEN PEAR	Box Elder	Maidenhair Tree	Purple Leaf Eastern Redbud	198	
2418	2418	EVEN	BALFOUR AV	NO	ORNAMENTAL PEAR	Bigleaf Maple	Maidenhair Tree		199	

* = Residential Preservation Zones

** = Partially in the Residential Preservation Zones

City of Fullerton - Master Street Tree Plan

From	To	Street Side	On Street	Utility	Primary By Common Name	SoCal Native Species Option	Non-native Option	Additional Option	Row
200	212	EVEN	BARCELONA CIR	NO	NONE	Catalina Ironwood	Chitalpa	Island Oak	200
201	213	ODD	BARCELONA CIR	NO	NONE	Catalina Ironwood	Chitalpa	Island Oak	201
1511	1755	ODD	BARONET PL	NO	CRAPE MYRTLE	California Sycamore	Japanese Pagoda Tree		202
1512	1756	EVEN	BARONET PL	NO	CRAPE MYRTLE	California Sycamore	Japanese Pagoda Tree		203
700	760	EVEN	BARRIS DR	NO	CHINESE ELM	Box Elder	True Green Chinese Elm		204
701	765	ODD	BARRIS DR	NO	CHINESE ELM	Box Elder	True Green Chinese Elm		205
732	732	EVEN	BARRIS DR	NO	CHINESE ELM	Box Elder	True Green Chinese Elm		206
100	100	EVEN	BASQUE AV /N	NO	HOLLY OAK	Coast Live Oak	Flame Tree		207
120	344	EVEN	BASQUE AV /N	NO	HOLLY OAK	Coast Live Oak	Flame Tree		208
201	221	ODD	BASQUE AV /N	YES	HOLLY OAK	Catalina Cherry	Tecate Cypress		209
231	341	ODD	BASQUE AV /N	NO	HOLLY OAK	Coast Live Oak	Flame Tree		210
400	436	EVEN	BASQUE AV /N	NO	CHINESE ELM	Box Elder	True Green Chinese Elm		211
300	1220	EVEN	BASQUE AV /S	NO	CAMPHOR TREE	Engelmann Oak	Cork Oak	Interior Live Oak	212
301	1225	ODD	BASQUE AV /S	NO	CHINESE ELM	Box Elder	True Green Chinese Elm		213
1300	1450	EVEN	BASQUE AV /S	NO	HOLLY OAK	Coast Live Oak	Flame Tree		214
1301	1445	ODD	BASQUE AV /S	NO	HOLLY OAK	Coast Live Oak	Flame Tree		215
100	2500	EVEN	BASTANCHURY RD /E	NO	AFGHAN PINE	Torrey Pine	Deodar Cedar		218
200	200	EVEN	BASTANCHURY RD /E	NO	ROUND-LEAFED SWEETGUM	California Sycamore	London Plane		219
201	201	ODD	BASTANCHURY RD /E	NO	ARROYO WILLOW	Coast Live Oak	Willow-leaved Peppermint	Purple Leaf Eastern Redbud	220
400	2800	EVEN	BASTANCHURY RD /E	NO	AFGHAN PINE	Torrey Pine	Deodar Cedar		221
401	801	ODD	BASTANCHURY RD /E	YES	BRISBANE BOX	Catalina Cherry	Magnolia		222
710	2800	EVEN	BASTANCHURY RD /E	NO	AMERICAN SWEETGUM	California Sycamore	Rotundiloba Sweetgum	White Alder	223
800	900	EVEN	BASTANCHURY RD /E	NO	AMERICAN SWEETGUM	California Sycamore	Rotundiloba Sweetgum	White Alder	224
901	2601	ODD	BASTANCHURY RD /E	NO	AFGHAN PINE	Torrey Pine	Deodar Cedar		225
1600	2800	EVEN	BASTANCHURY RD /E	NO	JACARANDA	Catalina Ironwood	Pink Trumpet Tree		226
1600	1600	EVEN	BASTANCHURY RD /E	NO	AFGHAN PINE	Torrey Pine	Deodar Cedar		227
1600	2600	EVEN	BASTANCHURY RD /E	NO	NONE	Catalina Ironwood	Chitalpa	Island Oak	228
2300	2300	EVEN	BASTANCHURY RD /E	NO	AMERICAN SWEETGUM	California Sycamore	Rotundiloba Sweetgum	White Alder	229
2301	2301	ODD	BASTANCHURY RD /E	NO	FERN PINE	Torrey Pine	Afghan Pine	Tecate Cypress	230
2301	2301	ODD	BASTANCHURY RD /E	NO	AFGHAN PINE	Torrey Pine	Deodar Cedar		231
2301	2301	ODD	BASTANCHURY RD /E	NO	AFGHAN PINE	Torrey Pine	Deodar Cedar		232
2301	2801	ODD	BASTANCHURY RD /E	NO	CHINESE ELM	Box Elder	True Green Chinese Elm		233
2800	2800	EVEN	BASTANCHURY RD /E	YES	CHINESE ELM	Western Redbud	Chinese Fringe Tree		234
300	300	EVEN	BASTANCHURY RD /W	NO	CANARY ISLAND PINE	Torrey Pine	Afghan Pine		235
400	600	EVEN	BASTANCHURY RD /W	NO	SPOTTED GUM	Interior Live Oak	Willow-Leafed Peppermint	Red Ironbark	236
501	501	ODD	BASTANCHURY RD /W	NO	SPOTTED GUM	Interior Live Oak	Willow-Leafed Peppermint	Red Ironbark	237
600	600	EVEN	BASTANCHURY RD /W	NO	CANARY ISLAND PINE	Torrey Pine	Afghan Pine		238
1021	1051	ODD	BASTANCHURY RD /W	NO	CRAPE MYRTLE	California Sycamore	Japanese Pagoda Tree		239
1100	1700	EVEN	BASTANCHURY RD /W	YES	CRAPE MYRTLE	Western Redbud	Chinese Fringe Tree		240
1100	1100	EVEN	BASTANCHURY RD /W	NO	CRAPE MYRTLE	California Sycamore	Japanese Pagoda Tree		241
1300	1300	EVEN	BASTANCHURY RD /W	YES	CRAPE MYRTLE	Western Redbud	Chinese Fringe Tree		242
2454	2522	EVEN	BEACON ST	NO	AMERICAN SWEETGUM	California Sycamore	Rotundiloba Sweetgum	White Alder	243
2455	2515	ODD	BEACON ST	NO	AMERICAN SWEETGUM	California Sycamore	Rotundiloba Sweetgum	White Alder	244
2600	2624	EVEN	BEACON ST	NO	PINK CRAPE MYRTLE	Hollyleaf Cherry	Japanese Pagoda Tree		245
2607	2631	ODD	BEACON ST	NO	ROUND-LEAFED SWEETGUM	California Sycamore	London Plane		246
2200	2342	EVEN	BEDFORD DR	NO	JACARANDA	Catalina Ironwood	Pink Trumpet Tree		247

* = Residential Preservation Zones

** = Partially in the Residential Preservation Zones

City of Fullerton - Master Street Tree Plan

From	To	Street Side	On Street	Utility	Primary By Common Name	SoCal Native Species Option	Non-native Option	Additional Option	Row	
2201	2337	ODD	BEDFORD DR	NO	JACARANDA	Catalina Ironwood	Pink Trumpet Tree		248	
796	1820	EVEN	BEECHWOOD AV	NO	SOUTHERN MAGNOLIA	Interior Live Oak	Sweetshade	Willow-leaved Peppermint	249	
901	1825	ODD	BEECHWOOD AV	NO	SOUTHERN MAGNOLIA	Interior Live Oak	Sweetshade	Willow-leaved Peppermint	250	
1200	1400	EVEN	BEECHWOOD AV	NO	SOUTHERN MAGNOLIA	Interior Live Oak	Sweetshade	Willow-leaved Peppermint	251	
1900	2008	EVEN	BEECHWOOD AV	NO	SOUTHERN MAGNOLIA	Interior Live Oak	Sweetshade	Willow-leaved Peppermint	252	
1901	2017	ODD	BEECHWOOD AV	NO	SOUTHERN MAGNOLIA	Interior Live Oak	Sweetshade	Willow-leaved Peppermint	253	
**	104	230	EVEN	BERKELEY AV /N	NO	SOUTHERN MAGNOLIA	Interior Live Oak	Sweetshade	Willow-leaved Peppermint	255
**	109	227	ODD	BERKELEY AV /N	NO	SOUTHERN MAGNOLIA	Interior Live Oak	Sweetshade	Willow-leaved Peppermint	256
	237	1275	ODD	BERKELEY AV /N	NO	CAPE MYRTLE	California Sycamore	Japanese Pagoda Tree		257
	1000	1000	EVEN	BERKELEY AV /N	NO	CAPE MYRTLE	California Sycamore	Japanese Pagoda Tree		258
	1174	1174	EVEN	BERKELEY AV /N	NO	NONE	Catalina Ironwood	Chitalpa	Island Oak	259
	800	1072	EVEN	BERNARD DR	NO	JACARANDA	Catalina Ironwood	Pink Trumpet Tree		260
	801	1073	ODD	BERNARD DR	NO	JACARANDA	Catalina Ironwood	Pink Trumpet Tree		261
	601	643	ODD	BEVERLEY DR	NO	CAPE MYRTLE	California Sycamore	Japanese Pagoda Tree		262
	602	630	EVEN	BEVERLEY DR	NO	PINK CAPE MYRTLE	Hollyleaf Cherry	Japanese Pagoda Tree		263
	610	642	EVEN	BEVERLEY DR	YES	CAPE MYRTLE	Western Redbud	Chinese Fringe Tree		264
	637	643	ODD	BEVERLEY DR	NO	CAPE MYRTLE	California Sycamore	Sawleaf Zelkova		265
	2800	2830	EVEN	BIRCH PL	NO	SOUTHERN MAGNOLIA	Interior Live Oak	Sweetshade	Willow-leaved Peppermint	266
	2801	2801	ODD	BIRCH PL	NO	NONE	Catalina Ironwood	Chitalpa	Island Oak	267
	2900	2930	EVEN	BIRCH PL	NO	SOUTHERN MAGNOLIA	Interior Live Oak	Sweetshade	Willow-leaved Peppermint	268
	2901	2931	ODD	BIRCH PL	NO	PURPLE-LEAF PLUM	Western Redbud	Purple Leaf Eastern Redbud	Peppermint Tree	269
	2500	2532	EVEN	BISCAYNE PL	NO	NONE	Catalina Ironwood	Chitalpa	Island Oak	270
	2511	2535	ODD	BISCAYNE PL	NO	SOUTHERN MAGNOLIA	Interior Live Oak	Sweetshade	Willow-leaved Peppermint	271
	3900	4000	EVEN	BONITA PL	NO	SOUTHERN MAGNOLIA	Interior Live Oak	Sweetshade	Willow-leaved Peppermint	272
	3901	4001	ODD	BONITA PL	NO	SOUTHERN MAGNOLIA	Interior Live Oak	Sweetshade	Willow-leaved Peppermint	273
	900	1016	EVEN	BOXWOOD AV	NO	SAMUEL SOMMER MAGNOLIA	California Laurel	Brisbane Box		274
	901	1025	ODD	BOXWOOD AV	NO	SAMUEL SOMMER MAGNOLIA	California Laurel	Brisbane Box		275
	1250	1800	EVEN	BRADFORD AV	NO	CAPE MYRTLE	California Sycamore	Sawleaf Zelkova		276
	1401	1901	ODD	BRADFORD AV	NO	CALABRIAN PINE	Torrey Pine	Afghan Pine	Deodar Cedar	277
	1800	1800	EVEN	BRADFORD AV	NO	FERN PINE	Torrey Pine	Afghan Pine	Tecate Cypress	278
	1901	1901	ODD	BRADFORD AV	NO	FERN PINE	Torrey Pine	Afghan Pine	Tecate Cypress	279
	2200	2266	EVEN	BRAEBURN AV	NO	SOUTHERN MAGNOLIA	Interior Live Oak	Sweetshade	Willow-leaved Peppermint	280
	2201	2265	ODD	BRAEBURN AV	NO	SOUTHERN MAGNOLIA	Interior Live Oak	Sweetshade	Willow-leaved Peppermint	281
	1300	3030	EVEN	BREA BL	NO	LEMON BOTTLEBRUSH	California Laurel	Cajeput Tree	Water Gum	282
	1300	1300	EVEN	BREA BL	NO	BRISBANE BOX	California Laurel	Cajeput Tree		283
	1301	3049	ODD	BREA BL	NO	CAPE MYRTLE	California Sycamore	Sawleaf Zelkova		284
	1301	2601	ODD	BREA BL	NO	CAPE MYRTLE	California Sycamore	Sawleaf Zelkova		285
	1370	2990	EVEN	BREA BL	NO	CAPE MYRTLE	California Sycamore	Sawleaf Zelkova		286
	1440	2000	EVEN	BREA BL	NO	BRAZILIAN PEPPER	Island Oak	Pink Flame Tree	Engelmann Oak	287
	1800	2000	EVEN	BREA BL	NO	AFGHAN PINE	Torrey Pine	Deodar Cedar		288
	2000	2000	EVEN	BREA BL	NO	AMERICAN SWEETGUM	California Sycamore	Rotundiloba Sweetgum	White Alder	289
	2600	2650	EVEN	BREA BL	NO	STUMP	Coast Live Oak	Cajeput Tree	Red Ironbark	290
	2900	2900	EVEN	BREA BL	NO	LAVENDER TRUMPET TREE	Box Elder	Pink Trumpet Tree		291
	2904	2960	EVEN	BREA BL	NO	LONDON PLANE	Bigleaf Maple	Tulip Tree		292
	1900	1916	EVEN	BRENTWOOD DR	NO	FERN PINE	Torrey Pine	Afghan Pine	Tecate Cypress	295
	1901	1925	ODD	BRENTWOOD DR	NO	FERN PINE	Torrey Pine	Afghan Pine	Tecate Cypress	296

* = Residential Preservation Zones

** = Partially in the Residential Preservation Zones

City of Fullerton - Master Street Tree Plan

From	To	Street Side	On Street	Utility	Primary By Common Name	SoCal Native Species Option	Non-native Option	Additional Option	Row	
100	100	EVEN	BROOKDALE PL /E	NO	BRONZE LOQUAT	Hollyleaf Cherry	Flame Tree	Sweetshade	297	
**	101	1049	ODD	BROOKDALE PL /E	NO	SOUTHERN MAGNOLIA	Interior Live Oak	Sweetshade	Willow-leaved Peppermint	298
**	116	1048	EVEN	BROOKDALE PL /E	NO	SOUTHERN MAGNOLIA	Interior Live Oak	Sweetshade	Willow-leaved Peppermint	299
	600	2336	EVEN	BROOKDALE PL /E	NO	CHINESE ELM	Box Elder	True Green Chinese Elm		300
	601	2337	ODD	BROOKDALE PL /E	NO	CHINESE ELM	Box Elder	True Green Chinese Elm		301
	1001	1001	ODD	BROOKDALE PL /E	NO	SOUTHERN MAGNOLIA	Interior Live Oak	Sweetshade	Willow-leaved Peppermint	302
	1435	1435	ODD	BROOKDALE PL /E	NO	EVERGREEN PEAR	Box Elder	Maidenhair Tree	Purple Leaf Eastern Redbud	303
**	100	244	EVEN	BROOKDALE PL /W	NO	SOUTHERN MAGNOLIA	Interior Live Oak	Sweetshade	Willow-leaved Peppermint	304
**	101	243	ODD	BROOKDALE PL /W	NO	SOUTHERN MAGNOLIA	Interior Live Oak	Sweetshade	Willow-leaved Peppermint	305
*	245	245	ODD	BROOKDALE PL /W	NO	NONE	Catalina Ironwood	Chitalpa	Island Oak	306
*	300	444	EVEN	BROOKDALE PL /W	NO	JACARANDA	Catalina Ironwood	Pink Trumpet Tree		307
*	301	449	ODD	BROOKDALE PL /W	NO	JACARANDA	Catalina Ironwood	Pink Trumpet Tree		308
	1600	1642	EVEN	BROOKDALE PL /W	NO	CAMPHOR TREE	Engelmann Oak	Cork Oak	Interior Live Oak	309
	1607	1631	ODD	BROOKDALE PL /W	NO	CAMPHOR TREE	Engelmann Oak	Cork Oak	Interior Live Oak	310
	1300	1320	EVEN	BROOKHURST PL	NO	LEMON BOTTLEBRUSH	California Laurel	Cajeput Tree	Water Gum	311
	0	250	EVEN	BROOKHURST RD	NO	BOTTLE TREE	Catalina Cherry	Brisbane Box	Willow-Leafed Peppermint	312
	101	1401	ODD	BROOKHURST RD	YES	WATER GUM	Western Redbud	Purple Leaf Eastern Redbud		313
	515	819	ODD	BROOKHURST RD	YES	HOLLY OAK	Catalina Cherry	Tecate Cypress		314
	600	918	EVEN	BROOKHURST RD	NO	HOLLY OAK	Coast Live Oak	Flame Tree		315
	1330	1330	EVEN	BROOKHURST RD	NO	BOTTLE TREE	Catalina Cherry	Brisbane Box	Willow-Leafed Peppermint	316
	1700	1740	EVEN	BURNING TREE RD	NO	CRAPE MYRTLE	California Sycamore	Sawleaf Zelkova		317
	1707	1735	ODD	BURNING TREE RD	NO	CRAPE MYRTLE	California Sycamore	Sawleaf Zelkova		318
	201	201	ODD	CABRILLO CIR	NO	NONE	Catalina Ironwood	Chitalpa	Island Oak	320
	212	212	EVEN	CABRILLO CIR	NO	CANARY ISLAND PINE	Torrey Pine	Afghan Pine		321
	212	212	EVEN	CABRILLO CIR	NO	CANARY ISLAND PINE	Torrey Pine	Afghan Pine		322
	1700	2180	EVEN	CALAVERA PL	NO	SOUTHERN MAGNOLIA	Interior Live Oak	Sweetshade	Willow-leaved Peppermint	323
	1801	2175	ODD	CALAVERA PL	NO	SOUTHERN MAGNOLIA	Interior Live Oak	Sweetshade	Willow-leaved Peppermint	324
	2009	2017	ODD	CALAVERA PL	NO	JACARANDA	Catalina Ironwood	Pink Trumpet Tree		325
	1900	2040	EVEN	CALLE ALEGRIA	NO	NONE	Catalina Ironwood	Chitalpa	Island Oak	326
	1901	2025	ODD	CALLE ALEGRIA	NO	CRAPE MYRTLE	California Sycamore	Sawleaf Zelkova		327
	1900	2022	EVEN	CALLE CANDELA	NO	SOUTHERN MAGNOLIA	Interior Live Oak	Sweetshade	Willow-leaved Peppermint	328
	1901	2021	ODD	CALLE CANDELA	NO	SOUTHERN MAGNOLIA	Interior Live Oak	Sweetshade	Willow-leaved Peppermint	329
	2021	2021	ODD	CALLE CANDELA	YES	SOUTHERN MAGNOLIA	Catalina Cherry	Flame Tree	Hollyleaf Cherry	330
	3200	3200	EVEN	CALLE DON JUAN	NO	CRAPE MYRTLE	California Sycamore	Sawleaf Zelkova		331
	3201	3201	ODD	CALLE DON JUAN	NO	CRAPE MYRTLE	California Sycamore	Sawleaf Zelkova		332
	2300	2308	EVEN	CALLE MELENO	NO	HOLLYWOOD JUNIPER	Tecate Cypress	Chitalpa	Island Oak	333
	2301	2311	ODD	CALLE MELENO	NO	NONE	Catalina Ironwood	Chitalpa	Island Oak	334
	2000	2016	EVEN	CALLE MIRANDA	NO	EVERGREEN PEAR	Box Elder	Maidenhair Tree	Purple Leaf Eastern Redbud	335
	2001	2025	ODD	CALLE MIRANDA	NO	EVERGREEN PEAR	Box Elder	Maidenhair Tree	Purple Leaf Eastern Redbud	336
	2000	2050	EVEN	CALLE SERENA	NO	SAWTOOTH ZELKOVA	California Sycamore	Chinese Pistache		337
	2001	2025	ODD	CALLE SERENA	NO	SAWTOOTH ZELKOVA	California Sycamore	Chinese Pistache		338
	2206	2220	EVEN	CALLE ULTIMO	NO	NONE	Catalina Ironwood	Chitalpa	Island Oak	339
	2207	2215	ODD	CALLE ULTIMO	NO	NONE	Catalina Ironwood	Chitalpa	Island Oak	340
	2400	2484	EVEN	CAMBRIDGE AV	NO	CARROTWOOD	California Laurel	Flame Tree	Golden Trumpet Tree	341
	2401	2479	ODD	CAMBRIDGE AV	NO	CARROTWOOD	California Laurel	Flame Tree	Golden Trumpet Tree	342
	2601	2827	ODD	CAMBRIDGE AV	NO	SOUTHERN MAGNOLIA	Interior Live Oak	Sweetshade	Willow-leaved Peppermint	343

* = Residential Preservation Zones

** = Partially in the Residential Preservation Zones

City of Fullerton - Master Street Tree Plan

From	To	Street Side	On Street	Utility	Primary By Common Name	SoCal Native Species Option	Non-native Option	Additional Option	Row
2608	2630	EVEN	CAMBRIDGE AV	NO	SOUTHERN MAGNOLIA	Interior Live Oak	Sweetshade	Willow-leaved Peppermint	344
1200	1340	EVEN	CAMEO LN	NO	CRAPE MYRTLE	California Sycamore	Sawleaf Zelkova		345
1221	1615	ODD	CAMEO LN	NO	CRAPE MYRTLE	California Sycamore	Sawleaf Zelkova		346
1328	1610	EVEN	CAMEO LN	NO	GOLD MEDALLION TREE	Hollyleaf Cherry	Chinese Flame Tree	Peppermint Tree	347
1341	1341	ODD	CAMEO LN	NO	CRAPE MYRTLE	California Sycamore	Sawleaf Zelkova		348
1500	1536	EVEN	CAMINO ALTO	NO	NONE	Catalina Ironwood	Chitalpa	Island Oak	349
1511	1527	ODD	CAMINO ALTO	NO	NONE	Catalina Ironwood	Chitalpa	Island Oak	350
1500	2240	EVEN	CAMINO CENTROLOMA	NO	MAIDENHAIR TREE	California Sycamore	London Plane		351
1509	2241	ODD	CAMINO CENTROLOMA	NO	AMERICAN SWEETGUM	California Sycamore	Rotundiloba Sweetgum	White Alder	352
1530	1530	EVEN	CAMINO CENTROLOMA	NO	NONE	Catalina Ironwood	Chitalpa	Island Oak	353
1501	1525	ODD	CAMINO DEL SOL	NO	NONE	Catalina Ironwood	Chitalpa	Island Oak	354
1506	2450	EVEN	CAMINO DEL SOL	NO	CRAPE MYRTLE	California Sycamore	Sawleaf Zelkova		355
2000	2576	EVEN	CAMINO DEL SOL	NO	CRAPE MYRTLE	California Sycamore	Sawleaf Zelkova		356
2001	2601	ODD	CAMINO DEL SOL	NO	AMERICAN SWEETGUM	California Sycamore	Rotundiloba Sweetgum	White Alder	357
2025	2117	ODD	CAMINO DEL SOL	NO	CRAPE MYRTLE	California Sycamore	Sawleaf Zelkova		358
2217	2447	ODD	CAMINO DEL SOL	NO	CRAPE MYRTLE	California Sycamore	Sawleaf Zelkova		359
2218	2226	EVEN	CAMINO DEL SOL	NO	CRAPE MYRTLE	California Sycamore	Sawleaf Zelkova		360
2236	2690	EVEN	CAMINO DEL SOL	NO	AMERICAN SWEETGUM	California Sycamore	Rotundiloba Sweetgum	White Alder	361
2609	2695	ODD	CAMINO DEL SOL	NO	AMERICAN SWEETGUM	California Sycamore	Rotundiloba Sweetgum	White Alder	362
1501	1511	ODD	CAMINO LA VISTA	NO	NONE	Catalina Ironwood	Chitalpa	Island Oak	363
1510	1510	EVEN	CAMINO LA VISTA	NO	NONE	Catalina Ironwood	Chitalpa	Island Oak	364
1700	2210	EVEN	CAMINO LA VISTA	NO	AMERICAN SWEETGUM	California Sycamore	Rotundiloba Sweetgum	White Alder	365
1701	2215	ODD	CAMINO LA VISTA	NO	AMERICAN SWEETGUM	California Sycamore	Rotundiloba Sweetgum	White Alder	366
1509	1519	ODD	CAMINO LOMA	NO	AMERICAN SWEETGUM	California Sycamore	Rotundiloba Sweetgum	White Alder	367
1516	1516	EVEN	CAMINO LOMA	NO	NONE	Catalina Ironwood	Chitalpa	Island Oak	368
1500	1516	EVEN	CAMINO LOS ROBLES	NO	CRAPE MYRTLE	California Sycamore	Sawleaf Zelkova		369
1501	1521	ODD	CAMINO LOS ROBLES	NO	CRAPE MYRTLE	California Sycamore	Sawleaf Zelkova		370
2309	2309	ODD	CAMINO MONTE	NO	CRAPE MYRTLE	California Sycamore	Sawleaf Zelkova		371
2310	2310	EVEN	CAMINO MONTE	NO	NONE	Catalina Ironwood	Chitalpa	Island Oak	372
2300	2334	EVEN	CAMINO RECONDITO	NO	CRAPE MYRTLE	California Sycamore	Sawleaf Zelkova		373
2100	2460	EVEN	CAMINO REY	NO	HOLLYWOOD JUNIPER	Tecate Cypress	Chitalpa	Island Oak	375
2101	2465	ODD	CAMINO REY	NO	HOLLYWOOD JUNIPER	Tecate Cypress	Chitalpa	Island Oak	376
2133	2133	ODD	CAMINO REY	NO	CAMPHOR TREE	Engelmann Oak	Cork Oak	Interior Live Oak	377
1201	1331	ODD	CANDLEWOOD DR	NO	LITTLE GEM MAGNOLIA	Catalina Cherry	Brisbane Box		378
1212	1330	EVEN	CANDLEWOOD DR	NO	LITTLE GEM MAGNOLIA	Catalina Cherry	Brisbane Box		379
308	408	EVEN	CANNON LN	NO	NONE	Catalina Ironwood	Chitalpa	Island Oak	380
401	405	ODD	CANNON LN	NO	NONE	Catalina Ironwood	Chitalpa	Island Oak	381
1511	2045	ODD	CANYON DR	NO	HOLLY OAK	Coast Live Oak	Flame Tree		382
1514	2050	EVEN	CANYON DR	NO	HOLLY OAK	Coast Live Oak	Flame Tree		383
200	218	EVEN	CAPISTRANO CIR	NO	EVERGREEN PEAR	Box Elder	Maidenhair Tree	Purple Leaf Eastern Redbud	384
717	717	ODD	CARHART AV	NO	SWEET BAY	California Laurel	Brisbane Box		385
1301	1455	ODD	CARLETON WY	NO	EVERGREEN PEAR	Box Elder	Maidenhair Tree	Purple Leaf Eastern Redbud	386
1312	1450	EVEN	CARLETON WY	NO	EVERGREEN PEAR	Box Elder	Maidenhair Tree	Purple Leaf Eastern Redbud	387
1844	3308	EVEN	CAROL DR	NO	CHINESE ELM	Box Elder	True Green Chinese Elm		388
1845	3305	ODD	CAROL DR	NO	CHINESE ELM	Box Elder	True Green Chinese Elm		389
2316	2316	EVEN	CAROL DR	YES	CHINESE ELM	Western Redbud	Chinese Fringe Tree		390

* = Residential Preservation Zones

** = Partially in the Residential Preservation Zones

City of Fullerton - Master Street Tree Plan

From	To	Street Side	On Street	Utility	Primary By Common Name	SoCal Native Species Option	Non-native Option	Additional Option	Row
2357	2357	ODD	CAROL DR	NO	PECAN	California Sycamore	True Green Chinese Elm	Chinese Pistache	391
3701	4135	ODD	CAROL DR	NO	CHINESE ELM	Box Elder	True Green Chinese Elm		392
3708	4160	EVEN	CAROL DR	YES	CHINESE ELM	Western Redbud	Chinese Fringe Tree		393
4016	4016	EVEN	CAROL DR	NO	NONE	Catalina Ironwood	Chitalpa	Island Oak	394
800	806	EVEN	CARRIAGE PL	NO	CAMPHOR TREE	Engelmann Oak	Cork Oak	Interior Live Oak	395
801	807	ODD	CARRIAGE PL	NO	CANARY ISLAND PINE	Torrey Pine	Afghan Pine		396
600	838	EVEN	CASA BLANCA DR	NO	CHINESE ELM	Box Elder	True Green Chinese Elm		397
711	711	ODD	CASA BLANCA DR	NO	CHINESE ELM	Box Elder	True Green Chinese Elm		398
801	835	ODD	CASA BLANCA DR	NO	CHINESE ELM	Box Elder	True Green Chinese Elm		399
848	848	EVEN	CASA BLANCA DR	NO	CHINESE ELM	Box Elder	True Green Chinese Elm		400
1700	1700	EVEN	CASTLEWOOD DR	NO	SUGAR GUM	California Laurel	Red Ironbark	Willow-Leafed Peppermint	401
1700	1800	EVEN	CASTLEWOOD DR	NO	LEMON-SCENTED GUM	Coast Live Oak	Willow-Leafed Peppermint	Red Ironbark	402
1800	1800	EVEN	CASTLEWOOD DR	NO	LEMON-SCENTED GUM	Coast Live Oak	Willow-Leafed Peppermint	Red Ironbark	403
1800	1800	EVEN	CASTLEWOOD DR	NO	LEMON-SCENTED GUM	Coast Live Oak	Willow-Leafed Peppermint	Red Ironbark	404
200	690	EVEN	CATALINA RD	NO	CAMPHOR TREE	Engelmann Oak	Cork Oak	Interior Live Oak	405
201	695	ODD	CATALINA RD	NO	CAMPHOR TREE	Engelmann Oak	Cork Oak	Interior Live Oak	406
510	510	EVEN	CATALINA RD	NO	NONE	Catalina Ironwood	Chitalpa	Island Oak	407
200	1430	EVEN	CEDAR AV	NO	SOUTHERN MAGNOLIA	Interior Live Oak	Sweetshade	Willow-leafed Peppermint	408
201	1427	ODD	CEDAR AV	NO	SOUTHERN MAGNOLIA	Interior Live Oak	Sweetshade	Willow-leafed Peppermint	409
900	1412	EVEN	CEDAR AV	NO	BRAZILIAN PEPPER	Island Oak	Pink Flame Tree	Engelmann Oak	410
1700	1972	EVEN	CELESTE LN	NO	FERN PINE	Torrey Pine	Afghan Pine	Tecate Cypress	411
1701	1973	ODD	CELESTE LN	NO	FERN PINE	Torrey Pine	Afghan Pine	Tecate Cypress	412
1200	1222	EVEN	CENTRAL AV	NO	AMERICAN SWEETGUM	California Sycamore	Rotundiloba Sweetgum	White Alder	413
1201	1233	ODD	CENTRAL AV	NO	AMERICAN SWEETGUM	California Sycamore	Rotundiloba Sweetgum	White Alder	414
1400	2218	EVEN	CENTRAL AV	NO	CHINESE ELM	Box Elder	True Green Chinese Elm		415
1401	2215	ODD	CENTRAL AV	NO	CHINESE ELM	Box Elder	True Green Chinese Elm		416
1700	1718	EVEN	CENTRAL AV	NO	HOLLY OAK	Coast Live Oak	Flame Tree		417
1701	1719	ODD	CENTRAL AV	NO	HOLLY OAK	Coast Live Oak	Flame Tree		418
1011	1147	ODD	CERRITOS DR	NO	FERN PINE	Torrey Pine	Afghan Pine	Tecate Cypress	419
1026	1148	EVEN	CERRITOS DR	NO	SHAMEL ASH	California Sycamore	Chinese Pistache	Box Elder	420
1115	1115	ODD	CERRITOS DR	NO	RAYWOOD ASH	California Sycamore	Chinese Pistache	Box Elder	421
101	2751	ODD	CHAPMAN AV /E	NO	LONDON PLANE	Bigleaf Maple	Tulip Tree		424
130	2600	EVEN	CHAPMAN AV /E	NO	HOLLY OAK	Coast Live Oak	Flame Tree		425
142	2652	EVEN	CHAPMAN AV /E	NO	YEW PINE	Torrey Pine	Afghan Pine	Deodar Cedar	426
601	2525	ODD	CHAPMAN AV /E	NO	LONDON PLANE	Bigleaf Maple	Tulip Tree		427
701	729	ODD	CHAPMAN AV /E	NO	QUEEN PALM	California Fan Palm	Guadalupe Palm		428
901	1001	ODD	CHAPMAN AV /E	NO	YEW PINE	Torrey Pine	Afghan Pine	Deodar Cedar	429
1100	2750	EVEN	CHAPMAN AV /E	NO	NONE	Catalina Ironwood	Chitalpa	Island Oak	430
2335	2335	ODD	CHAPMAN AV /E	NO	CANARY ISLAND PINE	Torrey Pine	Afghan Pine		431
2400	2400	EVEN	CHAPMAN AV /E	NO	YEW PINE	Torrey Pine	Afghan Pine	Deodar Cedar	432
2500	2600	EVEN	CHAPMAN AV /E	NO	LONG-LEAFED YELLOW-WOOD	Catalina Ironwood	Sweet Bay	Hollyleaf Cherry	433
2530	2550	EVEN	CHAPMAN AV /E	NO	YEW PINE	Torrey Pine	Afghan Pine	Deodar Cedar	434
2600	2700	EVEN	CHAPMAN AV /E	NO	NONE	Catalina Ironwood	Chitalpa	Island Oak	435
137	1535	ODD	CHAPMAN AV /W	NO	HOLLY OAK	Coast Live Oak	Flame Tree		436
200	1530	EVEN	CHAPMAN AV /W	NO	COLUMBIA PLANE	California Sycamore	Tulip Tree		437
201	501	ODD	CHAPMAN AV /W	YES	LEMON BOTTLEBRUSH	Hollyleaf Cherry	Australian Willow	Magnolia	438

* = Residential Preservation Zones

** = Partially in the Residential Preservation Zones

City of Fullerton - Master Street Tree Plan

From	To	Street Side	On Street	Utility	Primary By Common Name	SoCal Native Species Option	Non-native Option	Additional Option	Row
600	600	EVEN	CHAPMAN AV /W	NO	JERUSALEM THORN	Catalina Cherry	Chitalpa	Peppermint Tree	439
601	625	ODD	CHAPMAN AV /W	NO	HOLLY OAK	Coast Live Oak	Flame Tree		440
700	740	EVEN	CHAPMAN AV /W	YES	CHINESE ELM	Western Redbud	Chinese Fringe Tree		441
701	1415	ODD	CHAPMAN AV /W	NO	HOLLY OAK	Coast Live Oak	Flame Tree		442
740	900	EVEN	CHAPMAN AV /W	YES	HOLLY OAK	Tecate Cypress	Pink Flame Tree		443
1001	2035	ODD	CHAPMAN AV /W	NO	HOLLY OAK	Coast Live Oak	Flame Tree		444
1100	2040	EVEN	CHAPMAN AV /W	NO	HOLLY OAK	Coast Live Oak	Flame Tree		445
1400	1410	EVEN	CHAPMAN AV /W	NO	HOLLY OAK	Coast Live Oak	Flame Tree		446
1811	1811	ODD	CHAPMAN AV /W	NO	HOLLY OAK	Coast Live Oak	Flame Tree		447
2900	2950	EVEN	CHARLES AV	NO	AMERICAN SWEETGUM	California Sycamore	Rotundiloba Sweetgum	White Alder	450
2901	2955	ODD	CHARLES AV	NO	AMERICAN SWEETGUM	California Sycamore	Rotundiloba Sweetgum	White Alder	451
1800	2718	EVEN	CHERRY AV	NO	SOUTHERN MAGNOLIA	Interior Live Oak	Sweetshade	Willow-leaved Peppermint	452
1801	2731	ODD	CHERRY AV	NO	SOUTHERN MAGNOLIA	Interior Live Oak	Sweetshade	Willow-leaved Peppermint	453
2601	2601	ODD	CHERRY AV	NO	SOUTHERN MAGNOLIA	Interior Live Oak	Sweetshade	Willow-leaved Peppermint	454
100	118	EVEN	CHESTNUT PL	NO	BOTTLE TREE	Catalina Cherry	Brisbane Box	Willow-Leafed Peppermint	455
200	200	EVEN	CHESTNUT PL	NO	ORNAMENTAL PEAR	Bigleaf Maple	Maidenhair Tree		456
3900	3940	EVEN	CIELO PL	NO	NONE	Catalina Ironwood	Chitalpa	Island Oak	457
3901	3933	ODD	CIELO PL	NO	SOUTHERN MAGNOLIA	Interior Live Oak	Sweetshade	Willow-leaved Peppermint	458
301	825	ODD	CIENAGA DR	NO	SOUTHERN MAGNOLIA	Interior Live Oak	Sweetshade	Willow-leaved Peppermint	459
324	496	EVEN	CIENAGA DR	NO	CARROTWOOD	California Laurel	Flame Tree	Golden Trumpet Tree	460
401	485	ODD	CIENAGA DR	NO	CARROTWOOD	California Laurel	Flame Tree	Golden Trumpet Tree	461
700	806	EVEN	CIENAGA DR	NO	SOUTHERN MAGNOLIA	Interior Live Oak	Sweetshade	Willow-leaved Peppermint	462
812	830	EVEN	CIENAGA DR	NO	SOUTHERN MAGNOLIA	Interior Live Oak	Sweetshade	Willow-leaved Peppermint	463
835	835	ODD	CIENAGA DR	NO	SOUTHERN MAGNOLIA	Interior Live Oak	Sweetshade	Willow-leaved Peppermint	464
100	100	EVEN	CITRUS AV	NO	CHINESE TALLOW TREE	California Sycamore	Japanese Pagoda Tree	Desert Willow	465
101	1115	ODD	CITRUS AV	NO	CHINESE TALLOW TREE	California Sycamore	Japanese Pagoda Tree	Desert Willow	466
112	1110	EVEN	CITRUS AV	NO	CHINESE TALLOW TREE	California Sycamore	Japanese Pagoda Tree	Desert Willow	467
500	500	EVEN	CITRUS AV	YES	NONE	Desert Willow	Chitalpa	Catalina Cherry	468
600	1524	EVEN	CITRUS AV	NO	JACARANDA	Catalina Ironwood	Pink Trumpet Tree		469
607	1525	ODD	CITRUS AV	NO	JACARANDA	Catalina Ironwood	Pink Trumpet Tree		470
1300	1300	EVEN	CITRUS AV	NO	JACARANDA	Catalina Ironwood	Pink Trumpet Tree		471
2900	3050	EVEN	CLAIRMONT AV	NO	SOUTHERN MAGNOLIA	Interior Live Oak	Sweetshade	Willow-leaved Peppermint	478
2901	3045	ODD	CLAIRMONT AV	NO	SOUTHERN MAGNOLIA	Interior Live Oak	Sweetshade	Willow-leaved Peppermint	479
3050	3050	EVEN	CLAIRMONT AV	NO	NONE	Catalina Ironwood	Chitalpa	Island Oak	480
801	861	ODD	CLARION DR	NO	CANARY ISLAND PINE	Torrey Pine	Afghan Pine		481
810	810	EVEN	CLARION DR	YES	CANARY ISLAND PINE	Tecate Cypress	Australian Willow		482
810	850	EVEN	CLARION DR	NO	CANARY ISLAND PINE	Torrey Pine	Afghan Pine		483
2400	2548	EVEN	CLARKE AV	NO	BRAZILIAN PEPPER	Island Oak	Pink Flame Tree	Engelmann Oak	484
2401	2545	ODD	CLARKE AV	NO	AUSTRALIAN WILLOW	Desert Willow	Peppermint Tree		485
1601	1803	ODD	CLEAR CREEK DR	NO	BRAZILIAN PEPPER	Island Oak	Pink Flame Tree	Engelmann Oak	486
1606	1814	EVEN	CLEAR CREEK DR	NO	BRAZILIAN PEPPER	Island Oak	Pink Flame Tree	Engelmann Oak	487
800	800	EVEN	COLLEGE PL	NO	YEW PINE	Torrey Pine	Afghan Pine	Deodar Cedar	488
801	815	ODD	COLLEGE PL	NO	CHINESE ELM	Box Elder	True Green Chinese Elm		489
1001	1025	ODD	COLLEGE PL	NO	CHINESE ELM	Box Elder	True Green Chinese Elm		490
0	1230	EVEN	COMMONWEALTH AV /E	NO	INDIAN LAUREL FIG	California Laurel	Flame Tree	Australian Willow	491
100	340	EVEN	COMMONWEALTH AV /E	NO	INDIAN LAUREL FIG	California Laurel	Flame Tree	Australian Willow	492

* = Residential Preservation Zones

** = Partially in the Residential Preservation Zones

City of Fullerton - Master Street Tree Plan

From	To	Street Side	On Street	Utility	Primary By Common Name	SoCal Native Species Option	Non-native Option	Additional Option	Row
101	1111	ODD	COMMONWEALTH AV /E	NO	INDIAN LAUREL FIG	California Laurel	Flame Tree	Australian Willow	493
125	1011	ODD	COMMONWEALTH AV /E	NO	CALIFORNIA FAN PALM	None	Guadalupe palm	Queen Palm	494
216	1406	EVEN	COMMONWEALTH AV /E	NO	SOUTHERN MAGNOLIA	Interior Live Oak	Sweetshade	Willow-leaved Peppermint	495
329	2357	ODD	COMMONWEALTH AV /E	NO	INDIAN LAUREL FIG	California Laurel	Flame Tree	Australian Willow	496
411	445	ODD	COMMONWEALTH AV /E	NO	CALIFORNIA FAN PALM	None	Guadalupe palm	Queen Palm	497
419	515	ODD	COMMONWEALTH AV /E	NO	CALIFORNIA FAN PALM	None	Guadalupe palm	Queen Palm	498
440	440	EVEN	COMMONWEALTH AV /E	NO	NONE	Catalina Ironwood	Chitalpa	Island Oak	499
440	446	EVEN	COMMONWEALTH AV /E	YES	CAMPHOR TREE	Tecate Cypress	Water Gum	Peppermint Tree	500
500	1110	EVEN	COMMONWEALTH AV /E	YES	INDIAN LAUREL FIG	Hollyleaf Cherry	Australian Willow	Catalina Cherry	501
704	710	EVEN	COMMONWEALTH AV /E	YES	INDIAN LAUREL FIG	Hollyleaf Cherry	Australian Willow	Catalina Cherry	502
1408	1408	EVEN	COMMONWEALTH AV /E	NO	CALIFORNIA FAN PALM	None	Guadalupe palm	Queen Palm	503
1408	2558	EVEN	COMMONWEALTH AV /E	NO	SOUTHERN MAGNOLIA	Interior Live Oak	Sweetshade	Willow-leaved Peppermint	504
1417	2551	ODD	COMMONWEALTH AV /E	NO	SOUTHERN MAGNOLIA	Interior Live Oak	Sweetshade	Willow-leaved Peppermint	505
2305	2357	ODD	COMMONWEALTH AV /E	YES	HOLLY OAK	Catalina Cherry	Tecate Cypress		506
2431	2431	ODD	COMMONWEALTH AV /E	NO	NONE	Catalina Ironwood	Chitalpa	Island Oak	507
2560	2564	EVEN	COMMONWEALTH AV /E	NO	SOUTHERN MAGNOLIA	Interior Live Oak	Sweetshade	Willow-leaved Peppermint	508
2561	2675	ODD	COMMONWEALTH AV /E	NO	SOUTHERN MAGNOLIA	Interior Live Oak	Sweetshade	Willow-leaved Peppermint	509
500	650	EVEN	COMMONWEALTH AV /N	NO	AMERICAN SWEETGUM	California Sycamore	Rotundiloba Sweetgum	White Alder	510
550	600	EVEN	COMMONWEALTH AV /N	NO	FERN PINE	Torrey Pine	Afghan Pine	Tecate Cypress	511
100	4130	EVEN	COMMONWEALTH AV /W	NO	INDIAN LAUREL FIG	California Laurel	Flame Tree	Australian Willow	512
101	201	ODD	COMMONWEALTH AV /W	NO	INDIAN LAUREL FIG	California Laurel	Flame Tree	Australian Willow	513
116	200	EVEN	COMMONWEALTH AV /W	NO	INDIAN LAUREL FIG	California Laurel	Flame Tree	Australian Willow	514
215	515	ODD	COMMONWEALTH AV /W	NO	DESERT MUSEUM PALO VERDE	Desert Willow	Chitalpa	Water Gum	515
237	3621	ODD	COMMONWEALTH AV /W	NO	INDIAN LAUREL FIG	California Laurel	Flame Tree	Australian Willow	516
300	350	EVEN	COMMONWEALTH AV /W	NO	DESERT MUSEUM PALO VERDE	Desert Willow	Chitalpa	Water Gum	517
340	340	EVEN	COMMONWEALTH AV /W	NO	DATE PALM	California Fan Palm	Queen Palm		518
405	4101	ODD	COMMONWEALTH AV /W	NO	BRISBANE BOX	California Laurel	Cajeput Tree		519
600	920	EVEN	COMMONWEALTH AV /W	YES	SAINT MARY MAGNOLIA	Hollyleaf Cherry	Water Gum		520
761	761	ODD	COMMONWEALTH AV /W	NO	SAMUEL SOMMER MAGNOLIA	California Laurel	Brisbane Box		521
1001	3535	ODD	COMMONWEALTH AV /W	YES	SAMUEL SOMMER MAGNOLIA	California Laurel	Water Gum		522
1501	1501	ODD	COMMONWEALTH AV /W	YES	SOUTHERN MAGNOLIA	Interior Live Oak	Flame Tree	Hollyleaf Cherry	523
1700	1700	EVEN	COMMONWEALTH AV /W	NO	ALEPPO PINE	Torrey Pine	Deodar Cedar	Cajeput Tree	524
1701	1701	ODD	COMMONWEALTH AV /W	YES	ALEPPO PINE	Tecate Cypress	Water Gum	Cajeput Tree	525
1701	4201	ODD	COMMONWEALTH AV /W	NO	ALEPPO PINE	Torrey Pine	Deodar Cedar	Cajeput Tree	526
2300	2300	EVEN	COMMONWEALTH AV /W	NO	LONG-LEAFED YELLOW-WOOD	Catalina Ironwood	Sweet Bay	Hollyleaf Cherry	527
3801	3801	ODD	COMMONWEALTH AV /W	NO	LAVENDER TRUMPET TREE	Box Elder	Pink Trumpet Tree		528
112	1318	EVEN	CONCORD AV	NO	SOUTHERN MAGNOLIA	Interior Live Oak	Sweetshade	Willow-leaved Peppermint	529
201	1315	ODD	CONCORD AV	NO	SOUTHERN MAGNOLIA	Interior Live Oak	Sweetshade	Willow-leaved Peppermint	530
300	1572	EVEN	CONCORD AV	NO	CARROTWOOD	California Laurel	Flame Tree	Golden Trumpet Tree	531
301	1561	ODD	CONCORD AV	NO	CARROTWOOD	California Laurel	Flame Tree	Golden Trumpet Tree	532
1212	1218	EVEN	CONCORD AV	NO	CAMPHOR TREE	Engelmann Oak	Cork Oak	Interior Live Oak	533
1500	2048	EVEN	CONEJO LN	NO	CARROTWOOD	California Laurel	Flame Tree	Golden Trumpet Tree	534
1501	2049	ODD	CONEJO LN	NO	CARROTWOOD	California Laurel	Flame Tree	Golden Trumpet Tree	535
**	100	556	EVEN	CORNELL AV /N	NO	MAIDENHAIR TREE	California Sycamore	London Plane	536
**	101	235	ODD	CORNELL AV /N	NO	MAIDENHAIR TREE	California Sycamore	London Plane	537
501	625	ODD	CORNELL AV /N	NO	CHINESE ELM	Box Elder	True Green Chinese Elm		538

* = Residential Preservation Zones

** = Partially in the Residential Preservation Zones

City of Fullerton - Master Street Tree Plan

From	To	Street Side	On Street	Utility	Primary By Common Name	SoCal Native Species Option	Non-native Option	Additional Option	Row
600	620	EVEN	CORNELL AV /N	NO	CHINESE ELM	Box Elder	True Green Chinese Elm		539
620	620	EVEN	CORNELL AV /N	YES	CHINESE ELM	Western Redbud	Chinese Fringe Tree		540
1000	1124	EVEN	CORNELL AV /N	NO	INDIAN LAUREL FIG	California Laurel	Flame Tree	Australian Willow	541
1001	1125	ODD	CORNELL AV /N	NO	CAMPHOR TREE	Engelmann Oak	Cork Oak	Interior Live Oak	542
100	150	EVEN	CORNELL AV /S	NO	CHINESE ELM	Box Elder	True Green Chinese Elm		543
101	153	ODD	CORNELL AV /S	NO	CHINESE ELM	Box Elder	True Green Chinese Elm		544
2300	3650	EVEN	CORONADO DR	NO	CAMPHOR TREE	Engelmann Oak	Cork Oak	Interior Live Oak	545
2301	2643	ODD	CORONADO DR	NO	CAMPHOR TREE	Engelmann Oak	Cork Oak	Interior Live Oak	546
2701	3651	ODD	CORONADO DR	NO	CANARY ISLAND PINE	Torrey Pine	Afghan Pine		547
2710	2720	EVEN	CORONADO DR	NO	CANARY ISLAND PINE	Torrey Pine	Afghan Pine		548
201	215	ODD	COSTA CT	NO	NONE	Catalina Ironwood	Chitalpa	Island Oak	549
206	224	EVEN	COSTA CT	NO	MAIDENHAIR TREE	California Sycamore	London Plane		550
0	0	EVEN	COUNTRY HILLS DR /E	NO	ORNAMENTAL PEAR	Bigleaf Maple	Maidenhair Tree		551
300	520	EVEN	COURTNEY AV	YES	CHINESE ELM	Western Redbud	Chinese Fringe Tree		552
301	1613	ODD	COURTNEY AV	NO	CHINESE ELM	Box Elder	True Green Chinese Elm		553
600	1612	EVEN	COURTNEY AV	NO	SOUTHERN MAGNOLIA	Interior Live Oak	Sweetshade	Willow-leafed Peppermint	554
725	1115	ODD	COURTNEY AV	YES	SOUTHERN MAGNOLIA	Catalina Cherry	Water Gum	Hollyleaf Cherry	555
1015	1015	ODD	COURTNEY AV	NO	SAMUEL SOMMER MAGNOLIA	California Laurel	Brisbane Box		556
200	224	EVEN	COURTNEY PL	NO	BRAZILIAN PEPPER	Island Oak	Pink Flame Tree	Engelmann Oak	557
201	213	ODD	COURTNEY PL	NO	AUTUMN GOLD GINKGO	California Sycamore	London Plane		558
218	218	EVEN	COURTNEY PL	NO	NONE	Catalina Ironwood	Chitalpa	Island Oak	559
223	223	ODD	COURTNEY PL	NO	NONE	Catalina Ironwood	Chitalpa	Island Oak	560
1700	2350	EVEN	COYOTE HILLS DR	NO	LONDON PLANE	Bigleaf Maple	Tulip Tree		561
2300	2300	EVEN	COYOTE HILLS DR	NO	CALIFORNIA SYCAMORE	Bigleaf Maple	True Green Chinese Elm		562
1200	1232	EVEN	CRESTVIEW DR	NO	CHINESE ELM	Box Elder	True Green Chinese Elm		565
1201	1201	ODD	CRESTVIEW DR	YES	CHINESE ELM	Western Redbud	Chinese Fringe Tree		566
1201	1233	ODD	CRESTVIEW DR	NO	CHINESE ELM	Box Elder	Japanese Pagoda Tree		567
1250	1250	EVEN	CRESTVIEW DR	NO	OLIVE	Catalina Cherry	Holly Oak	Pepper Tree	568
1801	1815	ODD	CRISTINE PL	NO	NONE	Catalina Ironwood	Chitalpa	Island Oak	569
1808	1814	EVEN	CRISTINE PL	NO	ORNAMENTAL PEAR	Bigleaf Maple	Maidenhair Tree		570
2513	2581	ODD	CROWN WY	NO	SOUTHERN MAGNOLIA	Interior Live Oak	Sweetshade	Willow-leafed Peppermint	571
2516	2580	EVEN	CROWN WY	NO	SOUTHERN MAGNOLIA	Interior Live Oak	Sweetshade	Willow-leafed Peppermint	572
1000	1012	EVEN	CRYSTAL PL	NO	SOUTHERN MAGNOLIA	Interior Live Oak	Sweetshade	Willow-leafed Peppermint	573
1007	1013	ODD	CRYSTAL PL	NO	NONE	Catalina Ironwood	Chitalpa	Island Oak	574
1501	1515	ODD	DANA PL	NO	HOLLY OAK	Coast Live Oak	Flame Tree		577
1900	1928	EVEN	DANA PL	NO	ORNAMENTAL PEAR	Bigleaf Maple	Maidenhair Tree		578
1901	1945	ODD	DANA PL	NO	ORNAMENTAL PEAR	Bigleaf Maple	Maidenhair Tree		579
0	2524	EVEN	DEERPARK DR	NO	CHINESE ELM	Box Elder	Japanese Pagoda Tree		580
1200	2732	EVEN	DEERPARK DR	NO	SOUTHERN MAGNOLIA	Interior Live Oak	Sweetshade	Willow-leafed Peppermint	581
1205	2737	ODD	DEERPARK DR	NO	SOUTHERN MAGNOLIA	Interior Live Oak	Sweetshade	Willow-leafed Peppermint	582
2161	2513	ODD	DEERPARK DR	NO	CHINESE ELM	Box Elder	Japanese Pagoda Tree		583
2516	2516	EVEN	DEERPARK DR	NO	NONE	Catalina Ironwood	Chitalpa	Island Oak	584
401	445	ODD	DEL MONTE WEST	NO	BOTTLE TREE	Catalina Cherry	Brisbane Box	Willow-Leafed Peppermint	585
406	418	EVEN	DEL MONTE WEST	NO	BOTTLE TREE	Catalina Cherry	Brisbane Box	Willow-Leafed Peppermint	586
422	442	EVEN	DEL MONTE WEST	NO	BRISBANE BOX	California Laurel	Cajeput Tree		587
2800	2816	EVEN	DEL ORO LN	NO	NONE	Catalina Ironwood	Chitalpa	Island Oak	588

* = Residential Preservation Zones

** = Partially in the Residential Preservation Zones

City of Fullerton - Master Street Tree Plan

From	To	Street Side	On Street	Utility	Primary By Common Name	SoCal Native Species Option	Non-native Option	Additional Option	Row
2801	2821	ODD	DEL ORO LN	NO	NONE	Catalina Ironwood	Chitalpa	Island Oak	589
600	612	EVEN	DEL RIO WY	NO	JACARANDA	Catalina Ironwood	Pink Trumpet Tree		590
601	601	ODD	DEL RIO WY	NO	JACARANDA	Catalina Ironwood	Pink Trumpet Tree		591
606	624	EVEN	DELHI PL	NO	SOUTHERN MAGNOLIA	Interior Live Oak	Sweetshade	Willow-leaved Peppermint	592
607	625	ODD	DELHI PL	NO	SOUTHERN MAGNOLIA	Interior Live Oak	Sweetshade	Willow-leaved Peppermint	593
400	432	EVEN	DELPHINE PL	NO	CHINESE ELM	Box Elder	Japanese Pagoda Tree		594
401	437	ODD	DELPHINE PL	NO	CHINESE ELM	Box Elder	Japanese Pagoda Tree		595
800	830	EVEN	DELPHINE PL	NO	CAMPHOR TREE	Engelmann Oak	Cork Oak	Interior Live Oak	596
801	831	ODD	DELPHINE PL	NO	CAMPHOR TREE	Engelmann Oak	Cork Oak	Interior Live Oak	597
115	245	ODD	DEREK DR /N	NO	GRAPE MYRTLE	California Sycamore	Sawleaf Zelkova		598
2030	2030	EVEN	DEREK DR /N	NO	NONE	Catalina Ironwood	Chitalpa	Island Oak	599
2040	2310	EVEN	DEREK DR /N	NO	AMERICAN SWEETGUM	California Sycamore	Rotundiloba Sweetgum	White Alder	600
2045	2307	ODD	DEREK DR /N	NO	FERN PINE	Torrey Pine	Afghan Pine	Tecate Cypress	601
101	243	ODD	DEREK DR /S	NO	BRISBANE BOX	California Laurel	Cajeput Tree		602
101	101	ODD	DEREK DR /S	NO	NONE	Catalina Ironwood	Chitalpa	Island Oak	603
112	248	EVEN	DEREK DR /S	NO	BRISBANE BOX	California Laurel	Cajeput Tree		604
2801	2865	ODD	DEVONSHIRE AV	NO	CAMPHOR TREE	Engelmann Oak	Cork Oak	Interior Live Oak	605
2806	2866	EVEN	DEVONSHIRE AV	NO	BRAZILIAN PEPPER	Island Oak	Pink Flame Tree	Engelmann Oak	606
0	0	EVEN	DIANA PL	NO	CHINESE ELM	Box Elder	Japanese Pagoda Tree		607
300	428	EVEN	DIANA PL	NO	CHINESE ELM	Box Elder	Japanese Pagoda Tree		608
305	433	ODD	DIANA PL	NO	CHINESE ELM	Box Elder	Japanese Pagoda Tree		609
1000	1018	EVEN	DOLORES DR	NO	CHINESE ELM	Box Elder	Japanese Pagoda Tree		610
1001	1021	ODD	DOLORES DR	NO	CHINESE ELM	Box Elder	Japanese Pagoda Tree		611
520	520	EVEN	DOMINGO PL	NO	CANARY ISLAND PINE	Torrey Pine	Afghan Pine		612
1320	1564	EVEN	DOMINGO RD	NO	CARROTWOOD	California Laurel	Flame Tree	Golden Trumpet Tree	613
1325	1335	ODD	DOMINGO RD	NO	BRISBANE BOX	California Laurel	Cajeput Tree		614
1335	1335	ODD	DOMINGO RD	NO	BRISBANE BOX	California Laurel	Cajeput Tree		615
1355	2951	ODD	DOMINGO RD	NO	CANARY ISLAND PINE	Torrey Pine	Afghan Pine		616
1900	2950	EVEN	DOMINGO RD	NO	CANARY ISLAND PINE	Torrey Pine	Afghan Pine		617
1981	1981	ODD	DOMINGO RD	YES	CANARY ISLAND PINE	Tecate Cypress	Australian Willow		618
2930	2930	EVEN	DOMINGO RD	NO	NONE	Catalina Ironwood	Chitalpa	Island Oak	619
408	672	EVEN	DOROTHY LN	NO	GRAPE MYRTLE	California Sycamore	Sawleaf Zelkova		620
409	545	ODD	DOROTHY LN	NO	GRAPE MYRTLE	California Sycamore	Sawleaf Zelkova		621
601	2001	ODD	DOROTHY LN	NO	HOLLY OAK	Coast Live Oak	Flame Tree		622
624	624	EVEN	DOROTHY LN	NO	PURPLE GRAPE MYRTLE	Hollyleaf Cherry	Japanese Pagoda Tree		623
712	806	EVEN	DOROTHY LN	NO	HOLLY OAK	Coast Live Oak	Flame Tree		624
807	1037	ODD	DOROTHY LN	NO	HOLLY OAK	Coast Live Oak	Flame Tree		625
820	1800	EVEN	DOROTHY LN	YES	HOLLY OAK	Catalina Cherry	Tecate Cypress		626
1135	1145	ODD	DOROTHY LN	NO	NONE	Catalina Ironwood	Chitalpa	Island Oak	627
1920	2000	EVEN	DOROTHY LN	YES	OAK	Catalina Cherry	Australian Willow	Engelmann Oak	628
2001	2001	ODD	DOROTHY LN	YES	SOUTHERN MAGNOLIA	Catalina Cherry	Water Gum	Hollyleaf Cherry	629
2001	2001	ODD	DOROTHY LN	NO	SOUTHERN MAGNOLIA	Interior Live Oak	Sweetshade	Willow-leaved Peppermint	630
2001	2001	ODD	DOROTHY LN	YES	NONE	Desert Willow	Chitalpa	Catalina Cherry	631
101	665	ODD	DRAKE AV	NO	GRAPE MYRTLE	California Sycamore	Sawleaf Zelkova		632
101	339	ODD	DRAKE AV	NO	HOLLY OAK	Coast Live Oak	Flame Tree		633
114	330	EVEN	DRAKE AV	NO	HOLLY OAK	Coast Live Oak	Flame Tree		634

* = Residential Preservation Zones

** = Partially in the Residential Preservation Zones

City of Fullerton - Master Street Tree Plan

From	To	Street Side	On Street	Utility	Primary By Common Name	SoCal Native Species Option	Non-native Option	Additional Option	Row
520	660	EVEN	DRAKE AV	NO	CAPE MYRTLE	California Sycamore	Sawleaf Zelkova		635
525	525	ODD	DRAKE AV	NO	SOUTHERN MAGNOLIA	Interior Live Oak	Sweetshade	Willow-leafed Peppermint	636
605	619	ODD	DRAKE AV	YES	CAPE MYRTLE	Western Redbud	Chinese Fringe Tree		637
629	665	ODD	DRAKE AV	NO	CAPE MYRTLE	California Sycamore	Sawleaf Zelkova		638
630	640	EVEN	DRAKE AV	NO	CAPE MYRTLE	California Sycamore	Sawleaf Zelkova		639
2000	2000	EVEN	DRIFTWOOD DR	NO	OLIVE	Catalina Cherry	Holly Oak	Pepper Tree	640
457	457	ODD	E TRUSLOW AV	NO	WEEPING FIG	Coast Live Oak	Brisbane Box	Pink Flame Tree	641
915	915	ODD	E WALNUT AV	NO	SAMUEL SOMMER MAGNOLIA	California Laurel	Brisbane Box		642
300	1450	EVEN	EADINGTON AV	NO	BRAZILIAN PEPPER	Island Oak	Pink Flame Tree	Engelmann Oak	643
301	1455	ODD	EADINGTON AV	NO	BRAZILIAN PEPPER	Island Oak	Pink Flame Tree	Engelmann Oak	644
307	307	ODD	EADINGTON AV	NO	BRISBANE BOX	California Laurel	Cajeput Tree		645
945	1001	ODD	EADINGTON AV /S	NO	NONE	Catalina Ironwood	Chitalpa	Island Oak	646
950	1000	EVEN	EADINGTON AV /S	NO	BRAZILIAN PEPPER	Island Oak	Pink Flame Tree	Engelmann Oak	647
1000	1014	EVEN	EASTRIDGE KNOLL	NO	CHINESE ELM	Box Elder	Japanese Pagoda Tree		648
1001	1015	ODD	EASTRIDGE KNOLL	NO	CHINESE ELM	Box Elder	Japanese Pagoda Tree		649
1010	1010	EVEN	EASTRIDGE KNOLL	YES	CHINESE ELM	Western Redbud	Chinese Fringe Tree		650
200	224	EVEN	EDGAR AV	NO	HOLLY OAK	Coast Live Oak	Flame Tree		651
201	219	ODD	EDGAR AV	NO	HOLLY OAK	Coast Live Oak	Flame Tree		652
225	225	ODD	EDGAR AV	NO	CORK OAK	Interior Live Oak	New Zealand Christmas Tree		653
1001	1009	ODD	EDGAR PL	NO	SOUTHERN MAGNOLIA	Interior Live Oak	Sweetshade	Willow-leafed Peppermint	654
1006	1012	EVEN	EDGAR PL	NO	NONE	Catalina Ironwood	Chitalpa	Island Oak	655
1801	1801	ODD	EDGECLIFF DR	NO	EVERGREEN PEAR	Box Elder	Maidenhair Tree	Purple Leaf Eastern Redbud	656
1890	1890	EVEN	EDGECLIFF DR	NO	ORNAMENTAL PEAR	Bigleaf Maple	Maidenhair Tree		657
400	430	EVEN	EL ADOBE PL	NO	CAPE MYRTLE	California Sycamore	Sawleaf Zelkova		658
401	431	ODD	EL ADOBE PL	NO	CAPE MYRTLE	California Sycamore	Sawleaf Zelkova		659
450	450	EVEN	EL CAMINO DR	NO	CAMPBOR TREE	Engelmann Oak	Cork Oak	Interior Live Oak	660
451	515	ODD	EL CAMINO DR	NO	SHAMEL ASH	California Sycamore	Chinese Pistache	Box Elder	661
451	451	ODD	EL CAMINO DR	NO	CARROTWOOD	California Laurel	Flame Tree	Golden Trumpet Tree	662
456	512	EVEN	EL CAMINO DR	NO	CAMPBOR TREE	Engelmann Oak	Cork Oak	Interior Live Oak	663
800	1066	EVEN	EL DORADO DR	NO	SOUTHERN MAGNOLIA	Interior Live Oak	Sweetshade	Willow-leafed Peppermint	664
801	1077	ODD	EL DORADO DR	NO	SOUTHERN MAGNOLIA	Interior Live Oak	Sweetshade	Willow-leafed Peppermint	665
524	1450	EVEN	EL MIRADOR DR	NO	JACARANDA	Catalina Ironwood	Pink Trumpet Tree		666
525	1449	ODD	EL MIRADOR DR	NO	JACARANDA	Catalina Ironwood	Pink Trumpet Tree		667
1500	1870	EVEN	EL PASO LN	NO	SOUTHERN MAGNOLIA	Interior Live Oak	Sweetshade	Willow-leafed Peppermint	668
1501	1873	ODD	EL PASO LN	NO	SOUTHERN MAGNOLIA	Interior Live Oak	Sweetshade	Willow-leafed Peppermint	669
2000	2454	EVEN	EL RANCHO VISTA	NO	CARROTWOOD	California Laurel	Flame Tree	Golden Trumpet Tree	670
2001	2445	ODD	EL RANCHO VISTA	NO	CARROTWOOD	California Laurel	Flame Tree	Golden Trumpet Tree	671
500	630	EVEN	ELINOR DR	NO	MAIDENHAIR TREE	California Sycamore	London Plane		672
501	631	ODD	ELINOR DR	NO	MAIDENHAIR TREE	California Sycamore	London Plane		673
300	432	EVEN	ELIZABETH WY	NO	CHINESE ELM	Box Elder	Japanese Pagoda Tree		674
301	429	ODD	ELIZABETH WY	NO	CHINESE ELM	Box Elder	Japanese Pagoda Tree		675
2	2	EVEN	ELLIS PARKING LOT	NO	BOTTLE TREE	Catalina Cherry	Brisbane Box	Willow-Leafed Peppermint	677
115	133	ODD	ELLIS PL	NO	GUADALUPE PALM	California Fan Palm	Queen Palm		678
130	150	EVEN	ELLIS PL	YES	GUADALUPE PALM	California Fan Palm	Queen Palm		679
130	130	EVEN	ELLIS PL	NO	GUADALUPE PALM	California Fan Palm	Queen Palm		680
145	145	ODD	ELLIS PL	NO	GUADALUPE PALM	California Fan Palm	Queen Palm		681

* = Residential Preservation Zones

** = Partially in the Residential Preservation Zones

City of Fullerton - Master Street Tree Plan

From	To	Street Side	On Street	Utility	Primary By Common Name	SoCal Native Species Option	Non-native Option	Additional Option	Row
145	145	ODD	ELLIS PL	NO	NONE	Catalina Ironwood	Chitalpa	Island Oak	682
120	222	EVEN	ELM AV /E	NO	BRISBANE BOX	California Laurel	Cajeput Tree		683
121	445	ODD	ELM AV /E	NO	CHINESE ELM	Box Elder	Japanese Pagoda Tree		684
300	300	EVEN	ELM AV /E	NO	NONE	Catalina Ironwood	Chitalpa	Island Oak	685
300	466	EVEN	ELM AV /E	NO	SOUTHERN MAGNOLIA	Interior Live Oak	Sweetshade	Willow-leaved Peppermint	686
301	301	ODD	ELM AV /E	NO	BRAZILIAN PEPPER	Island Oak	Pink Flame Tree	Engelmann Oak	687
307	465	ODD	ELM AV /E	NO	BRAZILIAN PEPPER	Island Oak	Pink Flame Tree	Engelmann Oak	688
1190	1190	EVEN	ELM AV /E	NO	CAPE MYRTLE	California Sycamore	Sawleaf Zelkova		689
101	315	ODD	ELM AV /W	NO	CAMPHOR TREE	Engelmann Oak	Cork Oak	Interior Live Oak	690
114	148	EVEN	ELM AV /W	NO	SOUTHERN MAGNOLIA	Interior Live Oak	Sweetshade	Willow-leaved Peppermint	691
115	149	ODD	ELM AV /W	NO	SOUTHERN MAGNOLIA	Interior Live Oak	Sweetshade	Willow-leaved Peppermint	692
240	1718	EVEN	ELM AV /W	NO	SOUTHERN MAGNOLIA	Interior Live Oak	Sweetshade	Willow-leaved Peppermint	693
241	1719	ODD	ELM AV /W	NO	SOUTHERN MAGNOLIA	Interior Live Oak	Sweetshade	Willow-leaved Peppermint	694
300	300	EVEN	ELM AV /W	NO	CAMPHOR TREE	Engelmann Oak	Cork Oak	Interior Live Oak	695
105	105	ODD	ELSA DR	YES	CARROTWOOD	Island Oak	Sweet Bay	Hollyleaf Cherry	696
110	142	EVEN	ELSA DR	NO	CARROTWOOD	California Laurel	Flame Tree	Golden Trumpet Tree	697
125	125	ODD	ELSA DR	NO	NONE	Catalina Ironwood	Chitalpa	Island Oak	698
128	140	EVEN	ELSA DR	YES	CARROTWOOD	Hollyleaf Cherry	Sweet Bay	Golden Trumpet Tree	699
1300	1430	EVEN	ELTHAM PL	NO	CAPE MYRTLE	California Sycamore	Sawleaf Zelkova		700
1301	1429	ODD	ELTHAM PL	NO	KING PALM	California Fan Palm	Queen Palm	Guadalupe Palm	701
2100	2100	EVEN	EMERY RANCH RD	NO	LEMON BOTTLEBRUSH	California Laurel	Cajeput Tree	Water Gum	703
2101	2101	ODD	EMERY RANCH RD	NO	LEMON BOTTLEBRUSH	California Laurel	Cajeput Tree	Water Gum	704
2806	2854	EVEN	EUCALYPTUS PL	NO	SOUTHERN MAGNOLIA	Interior Live Oak	Sweetshade	Willow-leaved Peppermint	705
102	940	EVEN	EUCLID ST /N	NO	CAPE MYRTLE	California Sycamore	Sawleaf Zelkova		709
111	2225	ODD	EUCLID ST /N	YES	CAPE MYRTLE	Western Redbud	Chinese Fringe Tree		710
758	818	EVEN	EUCLID ST /N	NO	JACARANDA	Catalina Ironwood	Pink Trumpet Tree		711
1224	2226	EVEN	EUCLID ST /N	NO	CAPE MYRTLE	California Sycamore	Sawleaf Zelkova		712
1401	3001	ODD	EUCLID ST /N	NO	CAPE MYRTLE	California Sycamore	Sawleaf Zelkova		713
2900	3000	EVEN	EUCLID ST /N	YES	CAPE MYRTLE	Western Redbud	Chinese Fringe Tree		714
3151	3151	ODD	EUCLID ST /N	NO	MEXICAN FAN PALM	California Fan Palm	Guadalupe Palm	Queen Palm	715
200	1500	EVEN	EUCLID ST /S	NO	MEXICAN FAN PALM	California Fan Palm	Guadalupe Palm	Queen Palm	716
300	300	EVEN	EUCLID ST /S	NO	FERN PINE	Torrey Pine	Afghan Pine	Tecate Cypress	717
301	301	ODD	EUCLID ST /S	NO	FERN PINE	Torrey Pine	Afghan Pine	Tecate Cypress	718
615	615	ODD	EUCLID ST /S	YES	HOLLY OAK	Catalina Cherry	Tecate Cypress		719
806	816	EVEN	EUCLID ST /S	NO	HOLLY OAK	Coast Live Oak	Flame Tree		720
824	1424	EVEN	EUCLID ST /S	NO	CAPE MYRTLE	California Sycamore	Sawleaf Zelkova		721
1201	1415	ODD	EUCLID ST /S	YES	CAPE MYRTLE	Western Redbud	Chinese Fringe Tree		722
1201	1201	ODD	EVERGREEN AV	NO	NONE	Catalina Ironwood	Chitalpa	Island Oak	723
1206	1450	EVEN	EVERGREEN AV	YES	CORK OAK	Catalina Cherry	Water Gum		724
1219	1985	ODD	EVERGREEN AV	NO	HOLLY OAK	Coast Live Oak	Flame Tree		725
1500	1972	EVEN	EVERGREEN AV	NO	CORK OAK	Interior Live Oak	New Zealand Christmas Tree		726
1525	1525	ODD	EVERGREEN AV	NO	NONE	Catalina Ironwood	Chitalpa	Island Oak	727
1601	1839	ODD	FAIRFORD DR	NO	FERN PINE	Torrey Pine	Afghan Pine	Tecate Cypress	728
1606	1840	EVEN	FAIRFORD DR	NO	FERN PINE	Torrey Pine	Afghan Pine	Tecate Cypress	729
1501	1837	ODD	FAIRGREEN DR	NO	FERN PINE	Torrey Pine	Afghan Pine	Tecate Cypress	730
1502	1830	EVEN	FAIRGREEN DR	NO	FERN PINE	Torrey Pine	Afghan Pine	Tecate Cypress	731

* = Residential Preservation Zones

** = Partially in the Residential Preservation Zones

City of Fullerton - Master Street Tree Plan

From	To	Street Side	On Street	Utility	Primary By Common Name	SoCal Native Species Option	Non-native Option	Additional Option	Row
2501	2601	ODD	FARVIEW RD	NO	EVERGREEN PEAR	Box Elder	Maidenhair Tree	Purple Leaf Eastern Redbud	733
2508	2600	EVEN	FARVIEW RD	NO	EVERGREEN PEAR	Box Elder	Maidenhair Tree	Purple Leaf Eastern Redbud	734
600	2032	EVEN	FERN DR /E	NO	CRAPE MYRTLE	California Sycamore	Sawleaf Zelkova		735
601	2033	ODD	FERN DR /E	NO	CRAPE MYRTLE	California Sycamore	Sawleaf Zelkova		736
1200	1200	EVEN	FERN DR /E	NO	ROUND-LEAFED SWEETGUM	California Sycamore	London Plane		737
0	622	EVEN	FERN DR /W	NO	MEXICAN FAN PALM	California Fan Palm	Guadalupe Palm	Queen Palm	738
300	382	EVEN	FERN DR /W	NO	WATER GUM	Hollyleaf Cherry	Red Ironbark		739
307	377	ODD	FERN DR /W	NO	WATER GUM	Catalina Cherry	Red Ironbark		740
511	925	ODD	FERN DR /W	NO	CHINESE ELM	Box Elder	Japanese Pagoda Tree		741
516	544	EVEN	FERN DR /W	NO	QUEEN PALM	California Fan Palm	Guadalupe Palm		742
600	710	EVEN	FERN DR /W	NO	SOUTHERN MAGNOLIA	Interior Live Oak	Sweetshade	Willow-leaved Peppermint	743
716	1754	EVEN	FERN DR /W	NO	CHINESE ELM	Box Elder	Japanese Pagoda Tree		744
1217	1217	ODD	FERN DR /W	NO	AUSTRALIAN WILLOW	Desert Willow	Peppermint Tree		745
1401	1755	ODD	FERN DR /W	NO	AUTUMN GOLD GINKGO	California Sycamore	London Plane		746
900	1124	EVEN	FERNDAL AV	NO	CAMPHOR TREE	Engelmann Oak	Cork Oak	Interior Live Oak	748
901	1125	ODD	FERNDAL AV	NO	CAMPHOR TREE	Engelmann Oak	Cork Oak	Interior Live Oak	749
400	400	EVEN	FIESTA PL	NO	AMERICAN SWEETGUM	California Sycamore	Rotundiloba Sweetgum	White Alder	750
401	401	ODD	FIESTA PL	NO	NONE	Catalina Ironwood	Chitalpa	Island Oak	751
2	2	EVEN	FIRE STATION #3	NO	YEW PINE	Torrey Pine	Afghan Pine	Deodar Cedar	753
2700	3120	EVEN	FIRETHORNE AV	NO	CRAPE MYRTLE	California Sycamore	Sawleaf Zelkova		759
2701	3115	ODD	FIRETHORNE AV	NO	CRAPE MYRTLE	California Sycamore	Sawleaf Zelkova		760
200	232	EVEN	FLORENCE PL	NO	HOLLY OAK	Coast Live Oak	Flame Tree		761
201	237	ODD	FLORENCE PL	NO	HOLLY OAK	Coast Live Oak	Flame Tree		762
1430	4300	EVEN	FLOWER AV	NO	CHINESE ELM	Box Elder	Japanese Pagoda Tree		763
1431	4301	ODD	FLOWER AV	NO	CHINESE ELM	Box Elder	Japanese Pagoda Tree		764
200	200	EVEN	FORD AV /N	NO	CRAPE MYRTLE	California Sycamore	Sawleaf Zelkova		765
201	201	ODD	FORD AV /N	NO	QUEEN PALM	California Fan Palm	Guadalupe Palm		766
300	320	EVEN	FORD AV /N	NO	JACARANDA	Catalina Ironwood	Pink Trumpet Tree		767
301	701	ODD	FORD AV /N	NO	INDIAN LAUREL FIG	California Laurel	Flame Tree	Australian Willow	768
400	700	EVEN	FORD AV /N	NO	YEW PINE	Torrey Pine	Afghan Pine	Deodar Cedar	769
500	920	EVEN	FORD AV /N	NO	AMERICAN SWEETGUM	California Sycamore	Rotundiloba Sweetgum	White Alder	770
505	615	ODD	FORD AV /N	NO	QUEEN PALM	California Fan Palm	Guadalupe Palm		771
765	917	ODD	FORD AV /N	NO	AMERICAN SWEETGUM	California Sycamore	Rotundiloba Sweetgum	White Alder	772
500	500	EVEN	FORD AV /S	NO	QUEEN PALM	California Fan Palm	Guadalupe Palm		773
501	611	ODD	FORD AV /S	NO	CHINESE PISTACHE	Bigleaf Maple	Japanese Pagoda Tree		774
510	620	EVEN	FORD AV /S	NO	CHINESE PISTACHE	Bigleaf Maple	Japanese Pagoda Tree		775
511	511	ODD	FORD AV /S	NO	QUEEN PALM	California Fan Palm	Guadalupe Palm		776
3721	3721	ODD	FRANKLIN AV	NO	CRAPE MYRTLE	California Sycamore	Sawleaf Zelkova		780
3750	3750	EVEN	FRANKLIN AV	NO	CRAPE MYRTLE	California Sycamore	Sawleaf Zelkova		781
3800	3800	EVEN	FRANKLIN AV	NO	NONE	Catalina Ironwood	Chitalpa	Island Oak	782
3821	3841	ODD	FRANKLIN AV	YES	NONE	Desert Willow	Chitalpa	Hollyleaf Cherry	783
4100	4248	EVEN	FRANKLIN AV	NO	CAMPHOR TREE	Engelmann Oak	Cork Oak	Interior Live Oak	784
4111	4249	ODD	FRANKLIN AV	NO	CAMPHOR TREE	Engelmann Oak	Cork Oak	Interior Live Oak	785
200	206	EVEN	FRIAR PL	NO	JACARANDA	Catalina Ironwood	Pink Trumpet Tree		786
201	205	ODD	FRIAR PL	NO	JACARANDA	Catalina Ironwood	Pink Trumpet Tree		787
1801	1901	ODD	FULLERTON CREEK DR	NO	CAJEPUT TREE	California Laurel	Brisbane Box		790

* = Residential Preservation Zones

** = Partially in the Residential Preservation Zones

City of Fullerton - Master Street Tree Plan

From	To	Street Side	On Street	Utility	Primary By Common Name	SoCal Native Species Option	Non-native Option	Additional Option	Row	
500	530	EVEN	GAGE AV	NO	BRAZILIAN PEPPER	Island Oak	Pink Flame Tree	Engelmann Oak	794	
501	525	ODD	GAGE AV	NO	NONE	Catalina Ironwood	Chitalpa	Island Oak	795	
518	518	EVEN	GAGE AV	NO	AUTUMN GOLD GINKGO	California Sycamore	London Plane		796	
600	2112	EVEN	GAGE AV	NO	SOUTHERN MAGNOLIA	Interior Live Oak	Sweetshade	Willow-leaved Peppermint	797	
601	2113	ODD	GAGE AV	NO	SOUTHERN MAGNOLIA	Interior Live Oak	Sweetshade	Willow-leaved Peppermint	798	
2700	2730	EVEN	GALLIO DR	NO	JACARANDA	Catalina Ironwood	Pink Trumpet Tree		799	
2701	2715	ODD	GALLIO DR	NO	JACARANDA	Catalina Ironwood	Pink Trumpet Tree		800	
0	0	EVEN	GARNET LN	NO	CAMPHOR TREE	Engelmann Oak	Cork Oak	Interior Live Oak	801	
2900	3172	EVEN	GARNET LN	NO	CAMPHOR TREE	Engelmann Oak	Cork Oak	Interior Live Oak	802	
2901	3149	ODD	GARNET LN	NO	CAMPHOR TREE	Engelmann Oak	Cork Oak	Interior Live Oak	803	
2600	2638	EVEN	GENEVA PL	NO	NONE	Catalina Ironwood	Chitalpa	Island Oak	804	
2619	2637	ODD	GENEVA PL	NO	NONE	Catalina Ironwood	Chitalpa	Island Oak	805	
200	2500	EVEN	GILBERT ST /N	NO	SUGAR GUM	California Laurel	Red Ironbark	Willow-Leafed Peppermint	808	
201	2125	ODD	GILBERT ST /N	NO	SUGAR GUM	California Laurel	Red Ironbark	Willow-Leafed Peppermint	809	
701	2401	ODD	GILBERT ST /N	NO	EVERGREEN PEAR	Box Elder	Maidenhair Tree	Purple Leaf Eastern Redbud	810	
1501	2125	ODD	GILBERT ST /N	NO	SOUTHERN MAGNOLIA	Interior Live Oak	Sweetshade	Willow-leaved Peppermint	811	
1528	2500	EVEN	GILBERT ST /N	NO	COLUMBIA PLANE	California Sycamore	Tulip Tree		812	
1701	1701	ODD	GILBERT ST /N	YES	BRISBANE BOX	Catalina Cherry	Magnolia		813	
1908	2500	EVEN	GILBERT ST /N	NO	LEMON-SCENTED GUM	Coast Live Oak	Willow-Leafed Peppermint	Red Ironbark	814	
2100	2500	EVEN	GILBERT ST /N	NO	SUGAR GUM	California Laurel	Red Ironbark	Willow-Leafed Peppermint	815	
2100	2100	EVEN	GILBERT ST /N	NO	LEMON-SCENTED GUM	Coast Live Oak	Willow-Leafed Peppermint	Red Ironbark	816	
2100	2500	EVEN	GILBERT ST /N	NO	LEMON-SCENTED GUM	Coast Live Oak	Willow-Leafed Peppermint	Red Ironbark	817	
2100	2500	EVEN	GILBERT ST /N	NO	LEMON-SCENTED GUM	Coast Live Oak	Willow-Leafed Peppermint	Red Ironbark	818	
2101	2101	ODD	GILBERT ST /N	NO	SUGAR GUM	California Laurel	Red Ironbark	Willow-Leafed Peppermint	819	
2101	2101	ODD	GILBERT ST /N	NO	SUGAR GUM	California Laurel	Red Ironbark	Willow-Leafed Peppermint	820	
2101	2101	ODD	GILBERT ST /N	NO	SUGAR GUM	California Laurel	Red Ironbark	Willow-Leafed Peppermint	821	
2200	2500	EVEN	GILBERT ST /N	NO	DESERT GUM	Catalina Ironwood	Willow-Leafed Peppermint	Water Gum	822	
2200	2500	EVEN	GILBERT ST /N	NO	SUGAR GUM	California Laurel	Red Ironbark	Willow-Leafed Peppermint	823	
2500	2500	EVEN	GILBERT ST /N	NO	SUGAR GUM	California Laurel	Red Ironbark	Willow-Leafed Peppermint	824	
100	1300	EVEN	GILBERT ST /S	YES	CHINESE ELM	Western Redbud	Chinese Fringe Tree		825	
120	200	EVEN	GILBERT ST /S	YES	CHINESE ELM	Western Redbud	Chinese Fringe Tree		826	
201	201	ODD	GILBERT ST /S	NO	CHINESE ELM	Box Elder	Japanese Pagoda Tree		827	
271	1501	ODD	GILBERT ST /S	NO	SOUTHERN MAGNOLIA	Interior Live Oak	Sweetshade	Willow-leaved Peppermint	828	
313	1451	ODD	GILBERT ST /S	NO	CHINESE ELM	Box Elder	Japanese Pagoda Tree		829	
314	1442	EVEN	GILBERT ST /S	YES	CHINESE ELM	Western Redbud	Chinese Fringe Tree		830	
1200	1200	EVEN	GILBERT ST /S	NO	CHINESE ELM	Box Elder	Japanese Pagoda Tree		831	
1500	1530	EVEN	GILBERT ST /S	YES	SOUTHERN MAGNOLIA	Catalina Cherry	Water Gum	Hollyleaf Cherry	832	
1521	1521	ODD	GILBERT ST /S	NO	NONE	Catalina Ironwood	Chitalpa	Island Oak	833	
805	833	ODD	GLENHAVEN AV	NO	CARROTWOOD	California Laurel	Flame Tree	Golden Trumpet Tree	836	
808	828	EVEN	GLENHAVEN AV	NO	CARROTWOOD	California Laurel	Flame Tree	Golden Trumpet Tree	837	
842	1140	EVEN	GLENHAVEN AV	NO	BRAZILIAN PEPPER	Island Oak	Pink Flame Tree	Engelmann Oak	838	
861	1139	ODD	GLENHAVEN AV	NO	BRAZILIAN PEPPER	Island Oak	Pink Flame Tree	Engelmann Oak	839	
1019	1019	ODD	GLENHAVEN AV	NO	CHINESE PISTACHE	Bigleaf Maple	Japanese Pagoda Tree		840	
100	100	EVEN	GLENWOOD AV /E	NO	SAMUEL SOMMER MAGNOLIA	California Laurel	Brisbane Box		841	
**	101	2019	ODD	GLENWOOD AV /E	NO	SOUTHERN MAGNOLIA	Interior Live Oak	Sweetshade	Willow-leaved Peppermint	842
**	114	1420	EVEN	GLENWOOD AV /E	YES	AVOCADO	Hollyleaf Cherry	Catalina Cherry	White Alder	843

* = Residential Preservation Zones

** = Partially in the Residential Preservation Zones

City of Fullerton - Master Street Tree Plan

From	To	Street Side	On Street	Utility	Primary By Common Name	SoCal Native Species Option	Non-native Option	Additional Option	Row
** 130	2018	EVEN	GLENWOOD AV /E	NO	SOUTHERN MAGNOLIA	Interior Live Oak	Sweetshade	Willow-leaved Peppermint	844
600	630	EVEN	GLENWOOD AV /E	NO	SOUTHERN MAGNOLIA	Interior Live Oak	Sweetshade	Willow-leaved Peppermint	845
601	637	ODD	GLENWOOD AV /E	NO	SOUTHERN MAGNOLIA	Interior Live Oak	Sweetshade	Willow-leaved Peppermint	846
1301	1421	ODD	GLENWOOD AV /E	YES	SOUTHERN MAGNOLIA	Catalina Cherry	Water Gum	Hollyleaf Cherry	847
208	362	EVEN	GLENWOOD AV /W	NO	AUSTRALIAN WILLOW	Desert Willow	Peppermint Tree		848
209	359	ODD	GLENWOOD AV /W	NO	AUSTRALIAN WILLOW	Desert Willow	Peppermint Tree		849
600	662	EVEN	GOLDEN AV	NO	GUADALUPE PALM	California Fan Palm	Queen Palm		850
601	655	ODD	GOLDEN AV	YES	GUADALUPE PALM	California Fan Palm	Queen Palm		851
655	655	ODD	GOLDEN AV	NO	NONE	Catalina Ironwood	Chitalpa	Island Oak	852
0	0	EVEN	GRANDVIEW AV	NO	CHINESE ELM	Box Elder	Japanese Pagoda Tree		853
704	1088	EVEN	GRANDVIEW AV	NO	CHINESE ELM	Box Elder	Japanese Pagoda Tree		854
711	1085	ODD	GRANDVIEW AV	NO	CHINESE ELM	Box Elder	Japanese Pagoda Tree		855
900	920	EVEN	GRANDVIEW AV	NO	SOUTHERN MAGNOLIA	Interior Live Oak	Sweetshade	Willow-leaved Peppermint	856
901	925	ODD	GRANDVIEW AV	NO	NONE	Catalina Ironwood	Chitalpa	Island Oak	857
1010	1010	EVEN	GRANDVIEW AV	YES	CHINESE ELM	Western Redbud	Chinese Fringe Tree		858
1011	1011	ODD	GRANDVIEW AV	YES	CHINESE ELM	Western Redbud	Chinese Fringe Tree		859
500	690	EVEN	GREENACRE DR	NO	CHINESE ELM	Box Elder	Japanese Pagoda Tree		860
501	681	ODD	GREENACRE DR	NO	CHINESE ELM	Box Elder	Japanese Pagoda Tree		861
655	665	ODD	GREENACRE RD	NO	CHINESE ELM	Box Elder	Japanese Pagoda Tree		862
660	660	EVEN	GREENACRE RD	NO	CHINESE ELM	Box Elder	Japanese Pagoda Tree		863
665	665	ODD	GREENACRE RD	YES	CHINESE ELM	Western Redbud	Chinese Fringe Tree		864
2501	2641	ODD	GREENHILL DR	NO	ORNAMENTAL PEAR	Bigleaf Maple	Maidenhair Tree		865
2512	2640	EVEN	GREENHILL DR	NO	ORNAMENTAL PEAR	Bigleaf Maple	Maidenhair Tree		866
2619	3613	ODD	GREENMEADOW DR	NO	CAPE MYRTLE	California Sycamore	Sawleaf Zelkova		867
3300	3624	EVEN	GREENMEADOW DR	NO	CAPE MYRTLE	California Sycamore	Sawleaf Zelkova		868
3301	3301	ODD	GREENMEADOW DR	NO	PINK CRAPE MYRTLE	Hollyleaf Cherry	Japanese Pagoda Tree		869
3418	3500	EVEN	GREENMEADOW DR	NO	CAPE MYRTLE	California Sycamore	Sawleaf Zelkova		870
3035	3063	ODD	GREENVIEW PL	NO	FERN PINE	Torrey Pine	Afghan Pine	Tecate Cypress	871
3048	3066	EVEN	GREENVIEW PL	NO	CAPE MYRTLE	California Sycamore	Sawleaf Zelkova		872
1601	2025	ODD	GREGORY AV	NO	SOUTHERN MAGNOLIA	Interior Live Oak	Sweetshade	Willow-leaved Peppermint	873
1618	2026	EVEN	GREGORY AV	NO	CHINESE ELM	Box Elder	Japanese Pagoda Tree		874
3400	3414	EVEN	GREGORY AV	NO	HOLLY OAK	Coast Live Oak	Flame Tree		875
3407	3419	ODD	GREGORY AV	NO	HOLLY OAK	Coast Live Oak	Flame Tree		876
1400	1546	EVEN	GRISSOM PARK DR	NO	HOLLYWOOD JUNIPER	Tecate Cypress	Chitalpa	Island Oak	879
1401	1635	ODD	GRISSOM PARK DR	NO	HOLLYWOOD JUNIPER	Tecate Cypress	Chitalpa	Island Oak	880
1200	1244	EVEN	GROVE PL	NO	CHINESE ELM	Box Elder	Japanese Pagoda Tree		881
1201	1245	ODD	GROVE PL	NO	CHINESE ELM	Box Elder	Japanese Pagoda Tree		882
1500	1724	EVEN	GROVE PL	NO	CHINESE ELM	Box Elder	Japanese Pagoda Tree		883
1501	1711	ODD	GROVE PL	NO	CHINESE ELM	Box Elder	Japanese Pagoda Tree		884
300	1742	EVEN	HALE AV	NO	PINK TRUMPET TREE	Hollyleaf Cherry	Jacaranda		885
306	306	EVEN	HALE AV	YES	NONE	Desert Willow	Chitalpa	Hollyleaf Cherry	886
307	317	ODD	HALE AV	NO	BRAZILIAN PEPPER	Island Oak	Pink Flame Tree	Engelmann Oak	887
519	1753	ODD	HALE AV	NO	EVERGREEN PEAR	Box Elder	Maidenhair Tree	Purple Leaf Eastern Redbud	888
1606	1692	EVEN	HALE AV	NO	EVERGREEN PEAR	Box Elder	Maidenhair Tree	Purple Leaf Eastern Redbud	889
645	715	ODD	HALL AV	NO	QUEEN PALM	California Fan Palm	Guadalupe Palm		890
700	710	EVEN	HALL AV	NO	QUEEN PALM	California Fan Palm	Guadalupe Palm		891

* = Residential Preservation Zones

** = Partially in the Residential Preservation Zones

City of Fullerton - Master Street Tree Plan

From	To	Street Side	On Street	Utility	Primary By Common Name	SoCal Native Species Option	Non-native Option	Additional Option	Row
100	150	EVEN	HANSEN AV	NO	LEMON BOTTLEBRUSH	California Laurel	Cajeput Tree	Water Gum	892
101	2601	ODD	HANSEN AV	NO	LEMON BOTTLEBRUSH	California Laurel	Cajeput Tree	Water Gum	893
234	234	EVEN	HANSEN AV	NO	MULGA	Western Redbud	Chitalpa	Catalina Cherry	894
101	3101	ODD	HARBOR BL /N	NO	CANARY ISLAND PINE	Torrey Pine	Afghan Pine		895
101	2401	ODD	HARBOR BL /N	NO	LAVENDER TRUMPET TREE	Box Elder	Pink Trumpet Tree		896
102	2222	EVEN	HARBOR BL /N	NO	LONDON PLANE	Bigleaf Maple	Tulip Tree		897
104	320	EVEN	HARBOR BL /N	NO	SILK-FLOSS TREE	Interior Live Oak	Red Flowering Gum	Water Gum	898
111	3475	ODD	HARBOR BL /N	NO	LAVENDER TRUMPET TREE	Box Elder	Pink Trumpet Tree		899
300	444	EVEN	HARBOR BL /N	NO	SILK-FLOSS TREE	Interior Live Oak	Red Flowering Gum	Water Gum	900
1000	1000	EVEN	HARBOR BL /N	NO	SILK-FLOSS TREE	Interior Live Oak	Red Flowering Gum	Water Gum	901
1000	1400	EVEN	HARBOR BL /N	NO	LAVENDER TRUMPET TREE	Box Elder	Pink Trumpet Tree		902
1200	1200	EVEN	HARBOR BL /N	NO	SILK-FLOSS TREE	Interior Live Oak	Red Flowering Gum	Water Gum	903
1400	3400	EVEN	HARBOR BL /N	NO	SPOTTED GUM	Interior Live Oak	Willow-Leafed Peppermint	Red Ironbark	904
1400	2240	EVEN	HARBOR BL /N	NO	LONDON PLANE	Bigleaf Maple	Tulip Tree		905
1700	1700	EVEN	HARBOR BL /N	NO	CARROTWOOD	California Laurel	Flame Tree	Golden Trumpet Tree	906
1701	1701	ODD	HARBOR BL /N	NO	CARROTWOOD	California Laurel	Flame Tree	Golden Trumpet Tree	907
2000	2000	EVEN	HARBOR BL /N	NO	BRAZILIAN PEPPER	Island Oak	Pink Flame Tree	Engelmann Oak	908
2401	2401	ODD	HARBOR BL /N	YES	HOLLY OAK	Catalina Cherry	Tecate Cypress		909
2440	2800	EVEN	HARBOR BL /N	YES	BOTTLE TREE	Western Redbud	Catalina Cherry	Hollyleaf Cherry	910
3000	3000	EVEN	HARBOR BL /N	YES	LAVENDER TRUMPET TREE	Box Elder	Golden Trumpet Tree		911
100	100	EVEN	HARBOR BL /S	NO	BOTTLE TREE	Catalina Cherry	Brisbane Box	Willow-Leafed Peppermint	912
101	815	ODD	HARBOR BL /S	NO	BOTTLE TREE	Catalina Cherry	Brisbane Box	Willow-Leafed Peppermint	913
200	1400	EVEN	HARBOR BL /S	NO	JACARANDA	Catalina Ironwood	Pink Trumpet Tree		914
200	1400	EVEN	HARBOR BL /S	NO	MEXICAN FAN PALM	California Fan Palm	Guadalupe Palm	Queen Palm	915
201	201	ODD	HARBOR BL /S	NO	JACARANDA	Catalina Ironwood	Pink Trumpet Tree		916
416	520	EVEN	HARBOR BL /S	NO	BOTTLE TREE	Catalina Cherry	Brisbane Box	Willow-Leafed Peppermint	917
1400	1400	EVEN	HARBOR BL /S	NO	WINDMILL PALM	California Fan Palm	Guadalupe Palm	Queen Palm	918
1500	1500	EVEN	HARBOR BL /S	NO	JACARANDA	Catalina Ironwood	Pink Trumpet Tree		919
1100	1100	EVEN	HARBOR BLVD /N	NO	MEXICAN SYCAMORE	Bigleaf Maple	True Green Chinese Elm	Sawleaf Zelkova	920
700	1548	EVEN	HARMONY LN	NO	EVERGREEN PEAR	Box Elder	Maidenhair Tree	Purple Leaf Eastern Redbud	921
711	1549	ODD	HARMONY LN	NO	EVERGREEN PEAR	Box Elder	Maidenhair Tree	Purple Leaf Eastern Redbud	922
741	741	ODD	HARMONY LN	NO	ORNAMENTAL PEAR	Bigleaf Maple	Maidenhair Tree		923
806	806	EVEN	HARMONY LN	NO	ORNAMENTAL PEAR	Bigleaf Maple	Maidenhair Tree		924
900	1036	EVEN	HARMONY LN	NO	AUSTRALIAN WILLOW	Desert Willow	Peppermint Tree		925
907	1035	ODD	HARMONY LN	NO	EVERGREEN PEAR	Box Elder	Maidenhair Tree	Purple Leaf Eastern Redbud	926
518	518	EVEN	HARMONY PL	NO	NONE	Catalina Ironwood	Pink Trumpet Tree	Water Gum	927
525	525	ODD	HARMONY PL	NO	NONE	Catalina Ironwood	Pink Trumpet Tree	Water Gum	928
200	206	EVEN	HARRINGTON DR /N	NO	NONE	Catalina Ironwood	Pink Trumpet Tree	Water Gum	929
207	217	ODD	HARRINGTON DR /N	NO	SOUTHERN MAGNOLIA	Interior Live Oak	Sweetshade	Willow-leafed Peppermint	930
212	712	EVEN	HARRINGTON DR /N	NO	BRAZILIAN PEPPER	Island Oak	Pink Flame Tree	Engelmann Oak	931
225	707	ODD	HARRINGTON DR /N	NO	SOUTHERN MAGNOLIA	Interior Live Oak	Sweetshade	Willow-leafed Peppermint	932
324	324	EVEN	HARRINGTON DR /N	NO	LITTLE GEM MAGNOLIA	Catalina Cherry	Brisbane Box		933
325	325	ODD	HARRINGTON DR /N	NO	NONE	Catalina Ironwood	Pink Trumpet Tree	Water Gum	934
100	118	EVEN	HARRINGTON DR /S	NO	CHINESE ELM	Box Elder	Japanese Pagoda Tree		935
101	115	ODD	HARRINGTON DR /S	NO	CHINESE ELM	Box Elder	Japanese Pagoda Tree		936
201	219	ODD	HARRINGTON DR /S	NO	NONE	Catalina Ironwood	Pink Trumpet Tree	Water Gum	937

* = Residential Preservation Zones

** = Partially in the Residential Preservation Zones

City of Fullerton - Master Street Tree Plan

From	To	Street Side	On Street	Utility	Primary By Common Name	SoCal Native Species Option	Non-native Option	Additional Option	Row
206	206	EVEN	HARRINGTON DR /S	NO	NONE	Catalina Ironwood	Pink Trumpet Tree	Water Gum	938
100	330	EVEN	HART PL /N	NO	SOUTHERN MAGNOLIA	Interior Live Oak	Sweetshade	Willow-leaved Peppermint	939
101	331	ODD	HART PL /N	NO	SOUTHERN MAGNOLIA	Interior Live Oak	Sweetshade	Willow-leaved Peppermint	940
500	610	EVEN	HART PL /N	NO	EVERGREEN PEAR	Box Elder	Maidenhair Tree	Purple Leaf Eastern Redbud	941
501	607	ODD	HART PL /N	NO	CORK OAK	Interior Live Oak	New Zealand Christmas Tree		942
200	228	EVEN	HART PL /S	NO	CHINESE PISTACHE	Bigleaf Maple	Japanese Pagoda Tree		943
201	229	ODD	HART PL /S	NO	CHINESE PISTACHE	Bigleaf Maple	Japanese Pagoda Tree		944
2200	2540	EVEN	HARTFORD AV	NO	AUSTRALIAN WILLOW	Desert Willow	Peppermint Tree		945
2201	2537	ODD	HARTFORD AV	NO	AUSTRALIAN WILLOW	Desert Willow	Peppermint Tree		946
2700	2730	EVEN	HARTFORD AV	NO	SOUTHERN MAGNOLIA	Interior Live Oak	Sweetshade	Willow-leaved Peppermint	947
2701	2725	ODD	HARTFORD AV	NO	SOUTHERN MAGNOLIA	Interior Live Oak	Sweetshade	Willow-leaved Peppermint	948
400	1020	EVEN	HASTINGS AV	NO	SOUTHERN MAGNOLIA	Interior Live Oak	Sweetshade	Willow-leaved Peppermint	949
407	1025	ODD	HASTINGS AV	NO	SOUTHERN MAGNOLIA	Interior Live Oak	Sweetshade	Willow-leaved Peppermint	950
618	818	EVEN	HAWTHORNE AV	NO	SOUTHERN MAGNOLIA	Interior Live Oak	Sweetshade	Willow-leaved Peppermint	951
625	815	ODD	HAWTHORNE AV	NO	SOUTHERN MAGNOLIA	Interior Live Oak	Sweetshade	Willow-leaved Peppermint	952
806	806	EVEN	HAWTHORNE AV	NO	SOUTHERN MAGNOLIA	Interior Live Oak	Sweetshade	Willow-leaved Peppermint	953
2101	3115	ODD	HEATHER DR	NO	JACARANDA	Catalina Ironwood	Pink Trumpet Tree		954
3012	3128	EVEN	HEATHER DR	NO	JACARANDA	Catalina Ironwood	Pink Trumpet Tree		955
101	119	ODD	HELEN DR	NO	CARROTWOOD	California Laurel	Flame Tree	Golden Trumpet Tree	956
106	120	EVEN	HELEN DR	NO	CARROTWOOD	California Laurel	Flame Tree	Golden Trumpet Tree	957
120	124	EVEN	HELEN DR	NO	CRAPE MYRTLE	California Sycamore	Sawleaf Zelkova		958
125	125	ODD	HELEN DR	NO	CRAPE MYRTLE	California Sycamore	Sawleaf Zelkova		959
280	280	EVEN	HELEN DR	YES	CRAPE MYRTLE	Western Redbud	Chinese Fringe Tree		960
2800	2838	EVEN	HEMLOCK PL	NO	SOUTHERN MAGNOLIA	Interior Live Oak	Sweetshade	Willow-leaved Peppermint	961
2801	2821	ODD	HEMLOCK PL	NO	SOUTHERN MAGNOLIA	Interior Live Oak	Sweetshade	Willow-leaved Peppermint	962
2900	2942	EVEN	HEMLOCK PL	NO	MAIDENHAIR TREE	California Sycamore	London Plane		963
2901	2937	ODD	HEMLOCK PL	NO	MAIDENHAIR TREE	California Sycamore	London Plane		964
420	616	EVEN	HERMOSA DR /E	NO	CRAPE MYRTLE	California Sycamore	Sawleaf Zelkova		967
615	635	ODD	HERMOSA DR /E	NO	CAMPHOR TREE	Engelmann Oak	Cork Oak	Interior Live Oak	968
622	816	EVEN	HERMOSA DR /E	NO	PINK CRAPE MYRTLE	Hollyleaf Cherry	Japanese Pagoda Tree		969
701	731	ODD	HERMOSA DR /E	NO	PURPLE CRAPE MYRTLE	Hollyleaf Cherry	Japanese Pagoda Tree		970
737	815	ODD	HERMOSA DR /E	YES	CRAPE MYRTLE	Western Redbud	Chinese Fringe Tree		971
749	749	ODD	HERMOSA DR /E	NO	PINK CRAPE MYRTLE	Hollyleaf Cherry	Japanese Pagoda Tree		972
800	800	EVEN	HERMOSA DR /E	NO	NONE	Catalina Ironwood	Pink Trumpet Tree	Water Gum	973
0	0	EVEN	HERMOSA DR /W	NO	DEODAR CEDAR	Torrey Pine	Afghan Pine		974
100	432	EVEN	HERMOSA DR /W	YES	DEODAR CEDAR	Tecate Cypress	Water Gum		975
101	433	ODD	HERMOSA DR /W	NO	DEODAR CEDAR	Torrey Pine	Afghan Pine		976
200	412	EVEN	HERMOSA DR /W	NO	DEODAR CEDAR	Torrey Pine	Afghan Pine		977
3708	3744	EVEN	HERMOSA PL	NO	CANARY ISLAND PINE	Torrey Pine	Afghan Pine		980
3721	3741	ODD	HERMOSA PL	NO	CANARY ISLAND PINE	Torrey Pine	Afghan Pine		981
2912	3018	EVEN	HICKORY PL	NO	ROUND-LEAFED SWEETGUM	California Sycamore	London Plane		982
2913	3015	ODD	HICKORY PL	NO	CAMPHOR TREE	Engelmann Oak	Cork Oak	Interior Live Oak	983
201	225	ODD	HIGHLAND AV /N	NO	CRAPE MYRTLE	California Sycamore	Sawleaf Zelkova		984
204	320	EVEN	HIGHLAND AV /N	NO	CRAPE MYRTLE	California Sycamore	Sawleaf Zelkova		985
301	401	ODD	HIGHLAND AV /N	NO	AMERICAN SWEETGUM	California Sycamore	Rotundiloba Sweetgum	White Alder	986
402	402	EVEN	HIGHLAND AV /N	NO	CRAPE MYRTLE	California Sycamore	Sawleaf Zelkova		987

* = Residential Preservation Zones

** = Partially in the Residential Preservation Zones

City of Fullerton - Master Street Tree Plan

From	To	Street Side	On Street	Utility	Primary By Common Name	SoCal Native Species Option	Non-native Option	Additional Option	Row	
502	720	EVEN	HIGHLAND AV /N	NO	QUEEN PALM	California Fan Palm	Guadalupe Palm		988	
535	701	ODD	HIGHLAND AV /N	NO	QUEEN PALM	California Fan Palm	Guadalupe Palm		989	
725	1137	ODD	HIGHLAND AV /N	NO	CARROTWOOD	California Laurel	Flame Tree	Golden Trumpet Tree	990	
766	1142	EVEN	HIGHLAND AV /N	NO	CARROTWOOD	California Laurel	Flame Tree	Golden Trumpet Tree	991	
1065	1101	ODD	HIGHLAND AV /N	YES	BRAZILIAN PEPPER	Catalina Cherry	Hollyleaf Cherry	Desert Willow	992	
1137	2101	ODD	HIGHLAND AV /N	NO	CHINESE ELM	Box Elder	Japanese Pagoda Tree		993	
1150	2100	EVEN	HIGHLAND AV /N	NO	RAYWOOD ASH	California Sycamore	Chinese Pistache	Box Elder	994	
1522	1532	EVEN	HIGHLAND AV /N	NO	RAYWOOD ASH	California Sycamore	Chinese Pistache	Box Elder	995	
101	311	ODD	HIGHLAND AV /S	NO	QUEEN PALM	California Fan Palm	Guadalupe Palm		996	
130	1250	EVEN	HIGHLAND AV /S	NO	CRAPE MYRTLE	California Sycamore	Sawleaf Zelkova		997	
200	200	EVEN	HIGHLAND AV /S	NO	CRAPE MYRTLE	California Sycamore	Sawleaf Zelkova		998	
300	300	EVEN	HIGHLAND AV /S	NO	CRAPE MYRTLE	California Sycamore	Sawleaf Zelkova		999	
321	1441	ODD	HIGHLAND AV /S	NO	CRAPE MYRTLE	California Sycamore	Sawleaf Zelkova		1000	
508	750	EVEN	HIGHLAND AV /S	YES	HOLLY OAK	Catalina Cherry	Tecate Cypress		1001	
716	716	EVEN	HIGHLAND AV /S	NO	HOLLY OAK	Coast Live Oak	Flame Tree		1002	
912	1008	EVEN	HIGHLAND AV /S	YES	COAST REDWOOD	Hollyleaf Cherry	Water Gum	Catalina Cherry	1003	
925	1225	ODD	HIGHLAND AV /S	NO	HOLLY OAK	Coast Live Oak	Flame Tree		1004	
1010	1018	EVEN	HIGHLAND AV /S	NO	CRAPE MYRTLE	California Sycamore	Sawleaf Zelkova		1005	
1200	1200	EVEN	HIGHLAND AV /S	NO	NONE	Catalina Ironwood	Pink Trumpet Tree	Water Gum	1006	
100	1000	EVEN	HILL AV	NO	BRISBANE BOX	California Laurel	Cajeput Tree		1007	
125	125	ODD	HILL AV	NO	BRISBANE BOX	California Laurel	Cajeput Tree		1008	
125	1037	ODD	HILL AV	NO	BRISBANE BOX	California Laurel	Cajeput Tree		1009	
145	4285	ODD	HILL AV	NO	CHINESE ELM	Box Elder	Japanese Pagoda Tree		1010	
200	1512	EVEN	HILL AV	NO	NORFOLK ISLAND PINE	Torrey Pine	Afghan Pine	Water Gum	1011	
200	200	EVEN	HILL AV	NO	WILSON HOLLY	Catalina Cherry	Pink Flame Tree	Pink Flame Tree	1012	
300	4284	EVEN	HILL AV	NO	CHINESE ELM	Box Elder	Japanese Pagoda Tree		1013	
734	746	EVEN	HILL AV	NO	BRAZILIAN PEPPER	Island Oak	Pink Flame Tree	Engelmann Oak	1014	
741	747	ODD	HILL AV	NO	BRAZILIAN PEPPER	Island Oak	Pink Flame Tree	Engelmann Oak	1015	
*	117	161	ODD	HILLCREST DR	NO	QUEEN PALM	California Fan Palm	Guadalupe Palm	1016	
*	130	130	EVEN	HILLCREST DR	NO	NONE	Catalina Ironwood	Pink Trumpet Tree	Water Gum	1017
*	137	161	ODD	HILLCREST DR	NO	QUEEN PALM	California Fan Palm	Guadalupe Palm	1018	
*	144	156	EVEN	HILLCREST DR	YES	OLIVE	Catalina Cherry	Australian Willow	Magnolia	1019
*	155	161	ODD	HILLCREST DR	NO	QUEEN PALM	California Fan Palm	Guadalupe Palm	1020	
	2	2	EVEN	HILLCREST PARK	NO	DEODAR CEDAR	Torrey Pine	Afghan Pine	1023	
	0	0	EVEN	HOLLYDALE DR	NO	FERN PINE	Torrey Pine	Afghan Pine	Tecate Cypress	1034
	1000	1420	EVEN	HOLLYDALE DR	NO	AUSTRALIAN WILLOW	Desert Willow	Peppermint Tree	1035	
	1001	1235	ODD	HOLLYDALE DR	NO	SOUTHERN MAGNOLIA	Interior Live Oak	Sweetshade	Willow-leaved Peppermint	1036
	1301	1421	ODD	HOLLYDALE DR	NO	AUSTRALIAN WILLOW	Desert Willow	Peppermint Tree	1037	
	2301	2411	ODD	HOLLYOAK DR	NO	MAIDENHAIR TREE	California Sycamore	London Plane	1038	
	2315	2315	ODD	HOLLYOAK DR	NO	MAIDENHAIR TREE	California Sycamore	London Plane	1039	
	2430	2430	EVEN	HOLLYOAK DR	NO	SILK TREE	Box Elder	Pink Trumpet Tree	1040	
	1000	1100	EVEN	HORNET WY	NO	ROUND-LEAFED SWEETGUM	California Sycamore	London Plane	1041	
	1001	1117	ODD	HORNET WY	NO	ROUND-LEAFED SWEETGUM	California Sycamore	London Plane	1042	
	200	216	EVEN	HORTON AV	NO	CARROTWOOD	California Laurel	Flame Tree	Golden Trumpet Tree	1045
	201	217	ODD	HORTON AV	NO	AUSTRALIAN WILLOW	Desert Willow	Peppermint Tree	1046	
	100	100	EVEN	HOUSTON AV	NO	PINK CRAPE MYRTLE	Hollyleaf Cherry	Japanese Pagoda Tree	1048	

* = Residential Preservation Zones

** = Partially in the Residential Preservation Zones

City of Fullerton - Master Street Tree Plan

From	To	Street Side	On Street	Utility	Primary By Common Name	SoCal Native Species Option	Non-native Option	Additional Option	Row	
400	400	EVEN	HOUSTON AV	NO	BRAZILIAN PEPPER	Island Oak	Pink Flame Tree	Engelmann Oak	1049	
418	2154	EVEN	HOUSTON AV	NO	SOUTHERN MAGNOLIA	Interior Live Oak	Sweetshade	Willow-leaved Peppermint	1050	
419	2147	ODD	HOUSTON AV	NO	SOUTHERN MAGNOLIA	Interior Live Oak	Sweetshade	Willow-leaved Peppermint	1051	
1800	1800	EVEN	HOUSTON AV	NO	ALEPPO PINE	Torrey Pine	Deodar Cedar	Cajeput Tree	1052	
1800	1800	EVEN	HOUSTON AV	YES	BLUE GUM	Hollyleaf Cherry	Peppermint Tree	Pink Flame Tree	1053	
300	600	EVEN	IMPERIAL HWY	YES	LEMON BOTTLEBRUSH	Hollyleaf Cherry	Australian Willow	Magnolia	1057	
300	702	EVEN	IMPERIAL HWY	YES	HOLLYWOOD JUNIPER	California Laurel	Magnolia	Hollyleaf Cherry	1058	
401	401	ODD	IMPERIAL HWY	NO	STUMP	California Laurel	Cajeput Tree	Brisbane Box	1059	
2840	2840	EVEN	IMPERIAL HWY	NO	NONE	Catalina Ironwood	Pink Trumpet Tree	Water Gum	1060	
2300	2374	EVEN	IRIS CT	NO	QUEEN PALM	California Fan Palm	Guadalupe Palm		1066	
2301	2375	ODD	IRIS CT	NO	QUEEN PALM	California Fan Palm	Guadalupe Palm		1067	
1616	1842	EVEN	ISLAND DR	NO	INDIAN LAUREL FIG	California Laurel	Flame Tree	Australian Willow	1068	
1621	1845	ODD	ISLAND DR	NO	INDIAN LAUREL FIG	California Laurel	Flame Tree	Australian Willow	1069	
1801	1801	ODD	ISLAND DR	NO	NONE	Catalina Ironwood	Pink Trumpet Tree	Water Gum	1070	
2400	2406	EVEN	IVY PL	NO	BRAZILIAN PEPPER	Island Oak	Pink Flame Tree	Engelmann Oak	1071	
2401	2401	ODD	IVY PL	NO	NONE	Catalina Ironwood	Pink Trumpet Tree	Water Gum	1072	
2500	2510	EVEN	IVY PL	NO	CARROTWOOD	California Laurel	Flame Tree	Golden Trumpet Tree	1073	
2501	2525	ODD	IVY PL	NO	CARROTWOOD	California Laurel	Flame Tree	Golden Trumpet Tree	1074	
**	0	446	EVEN	JACARANDA PL	NO	JACARANDA	Catalina Ironwood	Pink Trumpet Tree	1075	
*	200	544	EVEN	JACARANDA PL	NO	JACARANDA	Catalina Ironwood	Pink Trumpet Tree	1076	
**	201	541	ODD	JACARANDA PL	NO	JACARANDA	Catalina Ironwood	Pink Trumpet Tree	1077	
**	401	621	ODD	JACARANDA PL	NO	JACARANDA	Catalina Ironwood	Pink Trumpet Tree	1078	
*	501	505	ODD	JACARANDA PL	YES	JACARANDA	Catalina Cherry	Silk Tree	1079	
	600	622	EVEN	JACARANDA PL	NO	HOLLY OAK	Coast Live Oak	Flame Tree	1080	
	601	601	ODD	JACARANDA PL	NO	HOLLY OAK	Coast Live Oak	Flame Tree	1081	
	607	619	ODD	JACARANDA PL	YES	HOLLY OAK	Catalina Cherry	Tecate Cypress	1082	
	1200	1328	EVEN	JACARANDA PL	NO	CALABRIAN PINE	Torrey Pine	Afghan Pine	Deodar Cedar	1083
	1201	1329	ODD	JACARANDA PL	NO	CALABRIAN PINE	Torrey Pine	Afghan Pine	Deodar Cedar	1084
	1700	1916	EVEN	JACARANDA PL	NO	CHINESE ELM	Box Elder	Japanese Pagoda Tree	1085	
	1701	1917	ODD	JACARANDA PL	NO	CHINESE ELM	Box Elder	Japanese Pagoda Tree	1086	
	1921	2053	ODD	JACARANDA PL	NO	CHINESE ELM	Box Elder	Japanese Pagoda Tree	1087	
	1924	2048	EVEN	JACARANDA PL	NO	CHINESE ELM	Box Elder	Japanese Pagoda Tree	1088	
	100	130	EVEN	JANET PL /N	NO	BRAZILIAN PEPPER	Island Oak	Pink Flame Tree	Engelmann Oak	1089
	101	129	ODD	JANET PL /N	NO	BRAZILIAN PEPPER	Island Oak	Pink Flame Tree	Engelmann Oak	1090
	200	224	EVEN	JANET PL /S	NO	CHINESE PISTACHE	Bigleaf Maple	Japanese Pagoda Tree	1091	
	200	200	EVEN	JANET PL /S	NO	CHINESE PISTACHE	Bigleaf Maple	Japanese Pagoda Tree	1092	
	201	229	ODD	JANET PL /S	NO	ORCHID TREE	Catalina Cherry	Pink Trumpet Tree	Peppermint Tree	1093
	605	631	ODD	JASMINE AV	NO	SOUTHERN MAGNOLIA	Interior Live Oak	Sweetshade	Willow-leaved Peppermint	1094
	606	630	EVEN	JASMINE AV	NO	SOUTHERN MAGNOLIA	Interior Live Oak	Sweetshade	Willow-leaved Peppermint	1095
	100	100	EVEN	JEFFERSON AV /N	NO	INDIAN LAUREL FIG	California Laurel	Flame Tree	Australian Willow	1096
	300	336	EVEN	JEFFERSON AV /N	NO	SOUTHERN MAGNOLIA	Interior Live Oak	Sweetshade	Willow-leaved Peppermint	1097
	301	339	ODD	JEFFERSON AV /N	NO	SOUTHERN MAGNOLIA	Interior Live Oak	Sweetshade	Willow-leaved Peppermint	1098
	400	412	EVEN	JEFFERSON AV /N	NO	HOLLY OAK	Coast Live Oak	Flame Tree	1099	
	401	413	ODD	JEFFERSON AV /N	NO	HOLLY OAK	Coast Live Oak	Flame Tree	1100	
	500	606	EVEN	JEFFERSON AV /S	NO	SOUTHERN MAGNOLIA	Interior Live Oak	Sweetshade	Willow-leaved Peppermint	1101
	501	1415	ODD	JEFFERSON AV /S	NO	BRAZILIAN PEPPER	Island Oak	Pink Flame Tree	Engelmann Oak	1102

* = Residential Preservation Zones

** = Partially in the Residential Preservation Zones

City of Fullerton - Master Street Tree Plan

From	To	Street Side	On Street	Utility	Primary By Common Name	SoCal Native Species Option	Non-native Option	Additional Option	Row
900	900	EVEN	JEFFERSON AV /S	NO	LITTLE GEM MAGNOLIA	Catalina Cherry	Brisbane Box		1103
906	1410	EVEN	JEFFERSON AV /S	NO	BRAZILIAN PEPPER	Island Oak	Pink Flame Tree	Engelmann Oak	1104
100	130	EVEN	JENSEN WY	NO	CHINESE ELM	Box Elder	Japanese Pagoda Tree		1105
101	125	ODD	JENSEN WY	NO	CHINESE ELM	Box Elder	Japanese Pagoda Tree		1106
200	524	EVEN	JENSEN WY	NO	CHINESE ELM	Box Elder	Japanese Pagoda Tree		1107
207	515	ODD	JENSEN WY	NO	CANARY ISLAND PINE	Torrey Pine	Afghan Pine		1108
301	501	ODD	JENSEN WY	YES	CHINESE ELM	Western Redbud	Chinese Fringe Tree		1109
1510	1510	EVEN	JOHNSTON KNOLL	NO	CAMPHOR TREE	Engelmann Oak	Cork Oak	Interior Live Oak	1110
1540	1540	EVEN	JOHNSTON KNOLL	NO	NONE	Catalina Ironwood	Pink Trumpet Tree	Water Gum	1111
1565	1575	ODD	JOHNSTON KNOLL	NO	NONE	Catalina Ironwood	Pink Trumpet Tree	Water Gum	1112
500	2250	EVEN	JOSE WY	NO	CANARY ISLAND PINE	Torrey Pine	Afghan Pine		1113
501	2271	ODD	JOSE WY	NO	CANARY ISLAND PINE	Torrey Pine	Afghan Pine		1114
2900	2970	EVEN	JUANITA PL	NO	CANARY ISLAND PINE	Torrey Pine	Afghan Pine		1118
2911	2971	ODD	JUANITA PL	NO	CANARY ISLAND PINE	Torrey Pine	Afghan Pine		1119
1912	1940	EVEN	JULIE AV	NO	SOUTHERN MAGNOLIA	Interior Live Oak	Sweetshade	Willow-leaved Peppermint	1120
1913	1937	ODD	JULIE AV	NO	SOUTHERN MAGNOLIA	Interior Live Oak	Sweetshade	Willow-leaved Peppermint	1121
605	631	ODD	JUNIPER AV	NO	SOUTHERN MAGNOLIA	Interior Live Oak	Sweetshade	Willow-leaved Peppermint	1122
606	630	EVEN	JUNIPER AV	NO	SOUTHERN MAGNOLIA	Interior Live Oak	Sweetshade	Willow-leaved Peppermint	1123
100	100	EVEN	KELLOGG AV	NO	SOUTHERN MAGNOLIA	Interior Live Oak	Sweetshade	Willow-leaved Peppermint	1124
107	107	ODD	KELLOGG AV	NO	NONE	Catalina Ironwood	Pink Trumpet Tree	Water Gum	1125
108	250	EVEN	KELLOGG AV	NO	CRAPE MYRTLE	California Sycamore	Sawleaf Zelkova		1126
109	255	ODD	KELLOGG AV	YES	CRAPE MYRTLE	Western Redbud	Chinese Fringe Tree		1127
201	219	ODD	KELLOGG AV	YES	CHINESE ELM	Western Redbud	Chinese Fringe Tree		1128
1300	1350	EVEN	KENSINGTON DR	NO	FERN PINE	Torrey Pine	Afghan Pine	Tecate Cypress	1129
1301	1351	ODD	KENSINGTON DR	NO	FERN PINE	Torrey Pine	Afghan Pine	Tecate Cypress	1130
1409	1425	ODD	KENSINGTON DR	NO	FERN PINE	Torrey Pine	Afghan Pine	Tecate Cypress	1131
1412	1436	EVEN	KENSINGTON DR	NO	FERN PINE	Torrey Pine	Afghan Pine	Tecate Cypress	1132
1200	1200	EVEN	KIMBERLY AV	YES	CRAPE MYRTLE	Western Redbud	Chinese Fringe Tree		1133
1410	1562	EVEN	KIMBERLY AV	NO	CRAPE MYRTLE	Bigleaf Maple	Sawleaf Zelkova		1134
300	432	EVEN	KING PL	NO	HOLLY OAK	Coast Live Oak	Flame Tree		1135
307	433	ODD	KING PL	NO	HOLLY OAK	Coast Live Oak	Flame Tree		1136
1511	1715	ODD	KINGHAM WY	NO	EVERGREEN PEAR	Box Elder	Maidenhair Tree	Purple Leaf Eastern Redbud	1137
1512	1712	EVEN	KINGHAM WY	NO	EVERGREEN PEAR	Box Elder	Maidenhair Tree	Purple Leaf Eastern Redbud	1138
1612	1612	EVEN	KINGHAM WY	NO	ORNAMENTAL PEAR	Bigleaf Maple	Maidenhair Tree		1139
100	930	EVEN	KNEPP AV	NO	CHINESE ELM	Box Elder	Japanese Pagoda Tree		1140
100	710	EVEN	KNEPP AV	NO	SOUTHERN MAGNOLIA	Interior Live Oak	Sweetshade	Willow-leaved Peppermint	1141
101	925	ODD	KNEPP AV	NO	CHINESE ELM	Box Elder	Japanese Pagoda Tree		1142
133	913	ODD	KNEPP AV	NO	CAMPHOR TREE	Engelmann Oak	Cork Oak	Interior Live Oak	1143
144	144	EVEN	KNEPP AV	NO	NONE	Catalina Ironwood	Pink Trumpet Tree	Water Gum	1144
200	236	EVEN	KNEPP AV	NO	HOLLY OAK	Coast Live Oak	Flame Tree		1145
201	249	ODD	KNEPP AV	NO	HOLLY OAK	Coast Live Oak	Flame Tree		1146
1000	1124	EVEN	KROEGER AV	NO	CAMPHOR TREE	Engelmann Oak	Cork Oak	Interior Live Oak	1147
1001	1125	ODD	KROEGER AV	NO	CAMPHOR TREE	Engelmann Oak	Cork Oak	Interior Live Oak	1148
1300	1340	EVEN	KROEGER AV	NO	EVERGREEN PEAR	Box Elder	Maidenhair Tree	Purple Leaf Eastern Redbud	1149
1313	1407	ODD	KROEGER AV	NO	EVERGREEN PEAR	Box Elder	Maidenhair Tree	Purple Leaf Eastern Redbud	1150
1036	1104	EVEN	LA CRESTA PL	NO	CHINESE ELM	Box Elder	Japanese Pagoda Tree		1151

* = Residential Preservation Zones

** = Partially in the Residential Preservation Zones

City of Fullerton - Master Street Tree Plan

From	To	Street Side	On Street	Utility	Primary By Common Name	SoCal Native Species Option	Non-native Option	Additional Option	Row
1044	1044	EVEN	LA CRESTA PL	NO	NONE	Catalina Ironwood	Pink Trumpet Tree	Water Gum	1152
100	100	EVEN	LA ENTRADA PL /E	NO	CHINESE ELM	Box Elder	Japanese Pagoda Tree		1153
100	100	EVEN	LA ENTRADA PL /E	NO	SILVER DOLLAR GUM	Catalina Ironwood	Willow-Leafed Peppermint	Interior Live Oak	1154
101	101	ODD	LA ENTRADA PL /E	NO	CHINESE ELM	Box Elder	Japanese Pagoda Tree		1155
100	206	EVEN	LA ENTRADA PL /W	NO	ORNAMENTAL PEAR	Bigleaf Maple	Maidenhair Tree		1156
100	200	EVEN	LA ENTRADA PL /W	NO	CANARY ISLAND PINE	Torrey Pine	Afghan Pine		1157
101	207	ODD	LA ENTRADA PL /W	NO	EVERGREEN PEAR	Box Elder	Maidenhair Tree	Purple Leaf Eastern Redbud	1158
3225	3235	ODD	LA LOMA PL	NO	CHINESE ELM	Box Elder	Japanese Pagoda Tree		1159
3246	3250	EVEN	LA LOMA PL	NO	CHINESE ELM	Box Elder	Japanese Pagoda Tree		1160
1000	1148	EVEN	LA SENDA DR	NO	JACARANDA	Catalina Ironwood	Pink Trumpet Tree		1162
1001	1145	ODD	LA SENDA DR	NO	JACARANDA	Catalina Ironwood	Pink Trumpet Tree		1163
3109	3133	ODD	LA SOMBRA WY	NO	CAPE CHESTNUT	Engelmann Oak	Flame Tree	Sweetshade	1164
3116	3132	EVEN	LA SOMBRA WY	NO	CAPE CHESTNUT	Engelmann Oak	Flame Tree	Sweetshade	1165
2941	3257	ODD	LA TRAVESIA DR	NO	JACARANDA	Catalina Ironwood	Pink Trumpet Tree		1166
2950	3250	EVEN	LA TRAVESIA DR	NO	JACARANDA	Catalina Ironwood	Pink Trumpet Tree		1167
3000	3040	EVEN	LA TRAVESIA DR	NO	CAMPHOR TREE	Engelmann Oak	Cork Oak	Interior Live Oak	1168
3001	3041	ODD	LA TRAVESIA DR	NO	CAMPHOR TREE	Engelmann Oak	Cork Oak	Interior Live Oak	1169
100	1224	EVEN	LADERA VISTA DR	NO	BRAZILIAN PEPPER	Island Oak	Pink Flame Tree	Engelmann Oak	1170
101	1225	ODD	LADERA VISTA DR	NO	BRAZILIAN PEPPER	Island Oak	Pink Flame Tree	Engelmann Oak	1171
700	700	EVEN	LADERA VISTA DR	NO	DEODAR CEDAR	Torrey Pine	Afghan Pine		1172
1201	1201	ODD	LADERA VISTA DR	YES	SOUTHERN MAGNOLIA	Catalina Cherry	Water Gum	Hollyleaf Cherry	1173
1728	1850	EVEN	LADERA VISTA DR	YES	CALIFORNIA PEPPER	Catalina Cherry	Hollyleaf Cherry		1174
200	200	EVEN	LAGUNA DR	NO	CAMPHOR TREE	Engelmann Oak	Cork Oak	Interior Live Oak	1175
100	200	EVEN	LAGUNA RD	NO	CAMPHOR TREE	Engelmann Oak	Cork Oak	Interior Live Oak	1179
101	275	ODD	LAGUNA RD	NO	CAMPHOR TREE	Engelmann Oak	Cork Oak	Interior Live Oak	1180
201	255	ODD	LAGUNA RD	NO	CRAPE MYRTLE	Bigleaf Maple	Sawleaf Zelkova		1181
220	270	EVEN	LAGUNA RD	NO	NONE	Catalina Ironwood	Pink Trumpet Tree	Water Gum	1182
301	301	ODD	LAGUNA RD	YES	HOLLY OAK	Catalina Cherry	Tecate Cypress		1183
400	400	EVEN	LAGUNA RD	NO	HOLLY OAK	Coast Live Oak	Flame Tree		1184
500	970	EVEN	LAGUNA RD	NO	CANARY ISLAND PINE	Torrey Pine	Afghan Pine		1185
501	961	ODD	LAGUNA RD	NO	CANARY ISLAND PINE	Torrey Pine	Afghan Pine		1186
507	607	ODD	LAKESIDE DR	NO	CANARY ISLAND PINE	Torrey Pine	Afghan Pine		1188
518	624	EVEN	LAKESIDE DR	NO	CANARY ISLAND PINE	Torrey Pine	Afghan Pine		1189
2901	2901	ODD	LAKEVIEW DR	NO	CANARY ISLAND PINE	Torrey Pine	Afghan Pine		1190
3000	3000	EVEN	LAKEVIEW DR	NO	SILVER DOLLAR GUM	Catalina Ironwood	Willow-Leafed Peppermint	Interior Live Oak	1191
3300	3300	EVEN	LAKEVIEW DR	NO	CANARY ISLAND PINE	Torrey Pine	Afghan Pine		1192
3721	3745	ODD	LAKEVIEW DR	YES	CANARY ISLAND PINE	Tecate Cypress	Australian Willow		1193
3741	3745	ODD	LAKEVIEW DR	NO	CANARY ISLAND PINE	Torrey Pine	Afghan Pine		1194
400	1118	EVEN	LAMBERT DR	NO	BRISBANE BOX	California Laurel	Cajeput Tree		1195
401	1119	ODD	LAMBERT DR	NO	JACARANDA	Catalina Ironwood	Pink Trumpet Tree		1196
718	718	EVEN	LAMBERT DR	NO	BRISBANE BOX	California Laurel	Cajeput Tree		1197
100	458	EVEN	LAMBERT RD	NO	JACARANDA	Catalina Ironwood	Pink Trumpet Tree		1198
680	690	EVEN	LANGSDORF DR	NO	HOLLYWOOD JUNIPER	Tecate Cypress	Chitalpa	Hollyleaf Cherry	1199
2701	3117	ODD	LANTANA AV	NO	SOUTHERN MAGNOLIA	Coast Live Oak	Sweetshade	Willow-leafed Peppermint	1200
2708	3120	EVEN	LANTANA AV	NO	SOUTHERN MAGNOLIA	Coast Live Oak	Sweetshade	Willow-leafed Peppermint	1201
3800	3808	EVEN	LARIAT PL	NO	NONE	Catalina Ironwood	Pink Trumpet Tree	Water Gum	1202

* = Residential Preservation Zones

** = Partially in the Residential Preservation Zones

City of Fullerton - Master Street Tree Plan

From	To	Street Side	On Street	Utility	Primary By Common Name	SoCal Native Species Option	Non-native Option	Additional Option	Row
3801	3809	ODD	LARIAT PL	NO	CAPE MYRTLE	Bigleaf Maple	Sawleaf Zelkova		1203
1600	2000	EVEN	LARK ELLEN DR	NO	PURPLE ORCHID TREE	Hollyleaf Cherry	Pink Trumpet Tree	Peppermint Tree	1204
1601	2001	ODD	LARK ELLEN DR	NO	PURPLE ORCHID TREE	Hollyleaf Cherry	Pink Trumpet Tree	Peppermint Tree	1205
2100	2340	EVEN	LARK ELLEN DR	NO	PURPLE ORCHID TREE	Hollyleaf Cherry	Pink Trumpet Tree	Peppermint Tree	1206
2100	2100	EVEN	LARK ELLEN DR	NO	JACARANDA	Catalina Ironwood	Pink Trumpet Tree		1207
2100	2100	EVEN	LARK ELLEN DR	NO	PINK TRUMPET TREE	Hollyleaf Cherry	Jacaranda		1208
2101	2343	ODD	LARK ELLEN DR	NO	PURPLE ORCHID TREE	Hollyleaf Cherry	Pink Trumpet Tree	Peppermint Tree	1209
2500	2564	EVEN	LARKWOOD DR	NO	FERN PINE	Torrey Pine	Afghan Pine	Tecate Cypress	1210
2501	2555	ODD	LARKWOOD DR	NO	AUTUMN GOLD GINKGO	California Sycamore	London Plane		1211
3110	3300	EVEN	LAS FALDAS DR	NO	CHINESE ELM	Box Elder	Japanese Pagoda Tree		1212
3125	3319	ODD	LAS FALDAS DR	NO	CHINESE ELM	Box Elder	Japanese Pagoda Tree		1213
3190	3190	EVEN	LAS FALDAS DR	YES	CHINESE ELM	Western Redbud	Chinese Fringe Tree		1214
3191	3191	ODD	LAS FALDAS DR	YES	CHINESE ELM	Western Redbud	Chinese Fringe Tree		1215
1520	1520	EVEN	LAS LANAS CIR	NO	CARROTWOOD	California Laurel	Flame Tree	Golden Trumpet Tree	1216
1521	1521	ODD	LAS LANAS CIR	NO	CARROTWOOD	California Laurel	Flame Tree	Golden Trumpet Tree	1217
1700	2140	EVEN	LAS LANAS LN	NO	CARROTWOOD	California Laurel	Flame Tree	Golden Trumpet Tree	1218
1701	2133	ODD	LAS LANAS LN	NO	CARROTWOOD	California Laurel	Flame Tree	Golden Trumpet Tree	1219
0	0	EVEN	LAS PALMAS DR /E	NO	MEXICAN FAN PALM	California Fan Palm	Guadalupe Palm	Queen Palm	1220
115	719	ODD	LAS PALMAS DR /E	NO	MEXICAN FAN PALM	California Fan Palm	Guadalupe Palm	Queen Palm	1221
120	410	EVEN	LAS PALMAS DR /E	NO	MEXICAN FAN PALM	California Fan Palm	Guadalupe Palm	Queen Palm	1222
620	620	EVEN	LAS PALMAS DR /E	YES	JACARANDA	Catalina Cherry	Silk Tree		1223
630	812	EVEN	LAS PALMAS DR /E	NO	MEXICAN FAN PALM	California Fan Palm	Guadalupe Palm	Queen Palm	1224
725	813	ODD	LAS PALMAS DR /E	NO	MEXICAN FAN PALM	California Fan Palm	Guadalupe Palm	Queen Palm	1225
111	1017	ODD	LAS PALMAS DR /W	NO	MEXICAN FAN PALM	California Fan Palm	Guadalupe Palm	Queen Palm	1226
116	1020	EVEN	LAS PALMAS DR /W	NO	GUADALUPE PALM	California Fan Palm	Queen Palm		1227
211	651	ODD	LAS PALMAS DR /W	NO	GUADALUPE PALM	California Fan Palm	Queen Palm		1228
1030	1188	EVEN	LAS PALMAS DR /W	NO	GUADALUPE PALM	California Fan Palm	Queen Palm		1229
1033	1189	ODD	LAS PALMAS DR /W	NO	GUADALUPE PALM	California Fan Palm	Queen Palm		1230
3815	3815	ODD	LAS RIENDAS CT	NO	NONE	Catalina Ironwood	Pink Trumpet Tree	Water Gum	1232
0	224	EVEN	LAS RIENDAS DR	NO	CANARY ISLAND PINE	Torrey Pine	Afghan Pine		1233
214	880	EVEN	LAS RIENDAS DR	NO	SOUTHERN MAGNOLIA	Coast Live Oak	Sweetshade	Willow-leaved Peppermint	1234
225	265	ODD	LAS RIENDAS DR	NO	AMERICAN SWEETGUM	California Sycamore	Rotundiloba Sweetgum	White Alder	1235
650	650	EVEN	LAS RIENDAS DR	NO	WEEPING FIG	Coast Live Oak	Brisbane Box	Pink Flame Tree	1236
700	870	EVEN	LAS RIENDAS DR	NO	SOUTHERN MAGNOLIA	Coast Live Oak	Sweetshade	Willow-leaved Peppermint	1237
709	867	ODD	LAS RIENDAS DR	NO	SOUTHERN MAGNOLIA	Coast Live Oak	Sweetshade	Willow-leaved Peppermint	1238
867	867	ODD	LAS RIENDAS DR	NO	SOUTHERN MAGNOLIA	Coast Live Oak	Sweetshade	Willow-leaved Peppermint	1239
3040	3130	EVEN	LAUREL AV	NO	HOLLY OAK	Coast Live Oak	Flame Tree		1240
3045	3125	ODD	LAUREL AV	NO	HOLLY OAK	Coast Live Oak	Flame Tree		1241
100	200	EVEN	LAWRENCE AV /N	NO	QUEENSLAND PITTOSPORUM	Hollyleaf Cherry	Sweet Bay	Sweetshade	1242
101	101	ODD	LAWRENCE AV /N	YES	RIVER BIRCH	Western Redbud	Purple Leaf Eastern Redbud	White Alder	1243
114	120	EVEN	LAWRENCE AV /N	NO	NONE	Catalina Ironwood	Pink Trumpet Tree	Water Gum	1244
117	123	ODD	LAWRENCE AV /N	NO	QUEEN PALM	California Fan Palm	Guadalupe Palm		1245
201	223	ODD	LAWRENCE AV /N	NO	AUSTRALIAN WILLOW	Desert Willow	Peppermint Tree		1246
219	221	ODD	LAWRENCE AV /N	NO	AUSTRALIAN WILLOW	Desert Willow	Peppermint Tree		1247
222	222	EVEN	LAWRENCE AV /N	YES	AUSTRALIAN WILLOW	Desert Willow	Peppermint Tree		1248
100	624	EVEN	LAWRENCE AV /S	NO	CHINESE ELM	Box Elder	Japanese Pagoda Tree		1249

* = Residential Preservation Zones

** = Partially in the Residential Preservation Zones

City of Fullerton - Master Street Tree Plan

From	To	Street Side	On Street	Utility	Primary By Common Name	SoCal Native Species Option	Non-native Option	Additional Option	Row
101	501	ODD	LAWRENCE AV /S	YES	BRISBANE BOX	Catalina Cherry	Magnolia		1250
515	615	ODD	LAWRENCE AV /S	NO	CHINESE ELM	Box Elder	Japanese Pagoda Tree		1251
600	600	EVEN	LAWRENCE AV /S	NO	CHINESE ELM	Box Elder	Japanese Pagoda Tree		1252
700	710	EVEN	LAWRENCE AV /S	NO	CHINESE ELM	Box Elder	Japanese Pagoda Tree		1253
701	715	ODD	LAWRENCE AV /S	NO	CHINESE ELM	Box Elder	Japanese Pagoda Tree		1254
200	332	EVEN	LEE AV /N	NO	SOUTHERN MAGNOLIA	Coast Live Oak	Sweetshade	Willow-leafed Peppermint	1255
201	329	ODD	LEE AV /N	NO	SOUTHERN MAGNOLIA	Coast Live Oak	Sweetshade	Willow-leafed Peppermint	1256
400	432	EVEN	LEE AV /N	NO	SOUTHERN MAGNOLIA	Coast Live Oak	Sweetshade	Willow-leafed Peppermint	1257
401	425	ODD	LEE AV /N	NO	SOUTHERN MAGNOLIA	Coast Live Oak	Sweetshade	Willow-leafed Peppermint	1258
600	1124	EVEN	LEE AV /S	NO	SOUTHERN MAGNOLIA	Coast Live Oak	Sweetshade	Willow-leafed Peppermint	1259
607	1115	ODD	LEE AV /S	NO	SOUTHERN MAGNOLIA	Coast Live Oak	Sweetshade	Willow-leafed Peppermint	1260
100	300	EVEN	LEMON ST /N	NO	QUEEN PALM	California Fan Palm	Guadalupe Palm		1265
101	101	ODD	LEMON ST /N	NO	FERN PINE	Torrey Pine	Afghan Pine	Tecate Cypress	1266
215	701	ODD	LEMON ST /N	NO	QUEEN PALM	California Fan Palm	Guadalupe Palm		1267
600	850	EVEN	LEMON ST /N	NO	CRAPE MYRTLE	Bigleaf Maple	Sawleaf Zelkova		1268
1100	1100	EVEN	LEMON ST /N	YES	YEW PINE	Tecate Cypress	Pink Flame Tree	Hollyleaf Cherry	1269
100	710	EVEN	LEMON ST /S	NO	SAMUEL SOMMER MAGNOLIA	California Laurel	Brisbane Box		1270
101	115	ODD	LEMON ST /S	NO	FERN PINE	Torrey Pine	Afghan Pine	Tecate Cypress	1271
200	200	EVEN	LEMON ST /S	YES	JACARANDA	Catalina Cherry	Silk Tree		1272
200	200	EVEN	LEMON ST /S	NO	KING PALM	California Fan Palm	Queen Palm	Guadalupe Palm	1273
200	200	EVEN	LEMON ST /S	NO	JACARANDA	Catalina Ironwood	Pink Trumpet Tree		1274
201	201	ODD	LEMON ST /S	YES	JACARANDA	Catalina Cherry	Silk Tree		1275
201	201	ODD	LEMON ST /S	NO	MEXICAN FAN PALM	California Fan Palm	Guadalupe Palm	Queen Palm	1276
201	201	ODD	LEMON ST /S	NO	TIPU	Desert Willow	Pink Trumpet Tree	Chinese Pistache	1277
401	501	ODD	LEMON ST /S	YES	SAMUEL SOMMER MAGNOLIA	California Laurel	Water Gum		1278
500	500	EVEN	LEMON ST /S	NO	NONE	Catalina Ironwood	Pink Trumpet Tree	Water Gum	1279
1500	1500	EVEN	LEMON ST /S	YES	MEXICAN FAN PALM	Catalina Cherry	Western Redbud	Hollyleaf Cherry	1280
1501	1501	ODD	LEMON ST /S	YES	BRISBANE BOX	Catalina Cherry	Magnolia		1281
200	520	EVEN	LIDO PL	NO	JACARANDA	Catalina Ironwood	Pink Trumpet Tree		1282
201	521	ODD	LIDO PL	NO	JACARANDA	Catalina Ironwood	Pink Trumpet Tree		1283
100	216	EVEN	LILLIE AV /N	NO	SOUTHERN MAGNOLIA	Coast Live Oak	Sweetshade	Willow-leafed Peppermint	1284
109	217	ODD	LILLIE AV /N	NO	CRAPE MYRTLE	Bigleaf Maple	Sawleaf Zelkova		1285
300	314	EVEN	LILLIE AV /N	NO	SOUTHERN MAGNOLIA	Coast Live Oak	Sweetshade	Willow-leafed Peppermint	1286
301	313	ODD	LILLIE AV /N	NO	SOUTHERN MAGNOLIA	Coast Live Oak	Sweetshade	Willow-leafed Peppermint	1287
100	210	EVEN	LILLIE AV /S	NO	SOUTHERN MAGNOLIA	Coast Live Oak	Sweetshade	Willow-leafed Peppermint	1288
101	219	ODD	LILLIE AV /S	NO	SOUTHERN MAGNOLIA	Coast Live Oak	Sweetshade	Willow-leafed Peppermint	1289
2732	2832	EVEN	LIME AV	NO	SOUTHERN MAGNOLIA	Coast Live Oak	Sweetshade	Willow-leafed Peppermint	1290
2733	2827	ODD	LIME AV	NO	SOUTHERN MAGNOLIA	Coast Live Oak	Sweetshade	Willow-leafed Peppermint	1291
3000	3042	EVEN	LIME AV	NO	PERUVIAN PEPPER	Hollyleaf Cherry	Peppermint Tree	Australian Willow	1292
3001	3041	ODD	LIME AV	NO	PERUVIAN PEPPER	Hollyleaf Cherry	Peppermint Tree	Australian Willow	1293
*	100	150	LINCOLN AV /N	NO	CARROTWOOD	California Laurel	Flame Tree	Golden Trumpet Tree	1294
*	114	114	LINCOLN AV /N	NO	CAMPHOR TREE	Engelmann Oak	Cork Oak	Interior Live Oak	1295
*	115	227	LINCOLN AV /N	NO	CAMPHOR TREE	Engelmann Oak	Cork Oak	Interior Live Oak	1296
**	200	620	LINCOLN AV /N	NO	CAMPHOR TREE	Engelmann Oak	Cork Oak	Interior Live Oak	1297
	245	245	LINCOLN AV /N	NO	YEW PINE	Torrey Pine	Afghan Pine	Deodar Cedar	1298
	521	1325	LINCOLN AV /N	NO	CAMPHOR TREE	Engelmann Oak	Cork Oak	Interior Live Oak	1299

* = Residential Preservation Zones

** = Partially in the Residential Preservation Zones

City of Fullerton - Master Street Tree Plan

From	To	Street Side	On Street	Utility	Primary By Common Name	SoCal Native Species Option	Non-native Option	Additional Option	Row
1000	1210	EVEN	LINCOLN AV /N	NO	CAMPHOR TREE	Engelmann Oak	Cork Oak	Interior Live Oak	1300
1001	1319	ODD	LINCOLN AV /N	NO	CAMPHOR TREE	Engelmann Oak	Cork Oak	Interior Live Oak	1301
1218	1324	EVEN	LINCOLN AV /N	NO	EVERGREEN PEAR	Box Elder	Maidenhair Tree	Purple Leaf Eastern Redbud	1302
1307	1307	ODD	LINCOLN AV /N	NO	ORNAMENTAL PEAR	Bigleaf Maple	Maidenhair Tree		1303
138	160	EVEN	LINCOLN AV /S	NO	CARROTWOOD	California Laurel	Flame Tree	Golden Trumpet Tree	1304
139	165	ODD	LINCOLN AV /S	NO	CARROTWOOD	California Laurel	Flame Tree	Golden Trumpet Tree	1305
1000	1410	EVEN	LINDENDALE AV	NO	SOUTHERN MAGNOLIA	Coast Live Oak	Sweetshade	Willow-leaved Peppermint	1306
1007	1415	ODD	LINDENDALE AV	NO	SOUTHERN MAGNOLIA	Coast Live Oak	Sweetshade	Willow-leaved Peppermint	1307
1201	1201	ODD	LINDENDALE AV	NO	NONE	Catalina Ironwood	Pink Trumpet Tree	Water Gum	1308
1500	1600	EVEN	LINDENDALE AV	NO	EVERGREEN PEAR	Box Elder	Maidenhair Tree	Purple Leaf Eastern Redbud	1309
1601	1601	ODD	LINDENDALE AV	NO	EVERGREEN PEAR	Box Elder	Maidenhair Tree	Purple Leaf Eastern Redbud	1310
700	710	EVEN	LINDY PL	NO	CHINESE ELM	Box Elder	Japanese Pagoda Tree		1311
701	715	ODD	LINDY PL	NO	CHINESE ELM	Box Elder	Japanese Pagoda Tree		1312
2740	3130	EVEN	LIVE OAK AV	NO	SOUTHERN MAGNOLIA	Coast Live Oak	Sweetshade	Willow-leaved Peppermint	1318
2741	3135	ODD	LIVE OAK AV	NO	HOLLY OAK	Coast Live Oak	Flame Tree		1319
3015	3015	ODD	LIVE OAK AV	NO	COAST LIVE OAK	Interior Live Oak	New Zealand Christmas Tree		1320
100	148	EVEN	LLOYD AV	YES	NONE	Desert Willow	Chitalpa	Water Gum	1321
101	155	ODD	LLOYD AV	NO	CHINESE ELM	Box Elder	Japanese Pagoda Tree		1322
150	150	EVEN	LLOYD AV	NO	NONE	Catalina Ironwood	Pink Trumpet Tree	Water Gum	1323
2585	2601	ODD	LOCKLIN WY	NO	FERN PINE	Torrey Pine	Afghan Pine	Tecate Cypress	1324
2590	2600	EVEN	LOCKLIN WY	NO	FERN PINE	Torrey Pine	Afghan Pine	Tecate Cypress	1325
400	436	EVEN	LOCUST DR /N	NO	CHINESE ELM	Box Elder	Japanese Pagoda Tree		1326
401	437	ODD	LOCUST DR /N	NO	CHINESE ELM	Box Elder	Japanese Pagoda Tree		1327
441	441	ODD	LOCUST DR /N	NO	CHINESE ELM	Box Elder	Japanese Pagoda Tree		1328
300	1612	EVEN	LOCUST DR /S	NO	SOUTHERN MAGNOLIA	Coast Live Oak	Sweetshade	Willow-leaved Peppermint	1329
301	1607	ODD	LOCUST DR /S	NO	SOUTHERN MAGNOLIA	Coast Live Oak	Sweetshade	Willow-leaved Peppermint	1330
810	810	EVEN	LOCUST DR /S	NO	NONE	Catalina Ironwood	Pink Trumpet Tree	Water Gum	1331
2100	2290	EVEN	LOMA ALTA DR	NO	CANARY ISLAND PINE	Torrey Pine	Afghan Pine		1332
2101	2225	ODD	LOMA ALTA DR	NO	CANARY ISLAND PINE	Torrey Pine	Afghan Pine		1333
2233	2285	ODD	LOMA ALTA DR	YES	NONE	Desert Willow	Chitalpa	Water Gum	1334
2100	2268	EVEN	LOMA VERDE DR	NO	JACARANDA	Catalina Ironwood	Pink Trumpet Tree		1335
2101	2265	ODD	LOMA VERDE DR	NO	JACARANDA	Catalina Ironwood	Pink Trumpet Tree		1336
1324	1706	EVEN	LOMBARD DR	NO	SOUTHERN MAGNOLIA	Coast Live Oak	Sweetshade	Willow-leaved Peppermint	1337
1335	1701	ODD	LOMBARD DR	NO	SOUTHERN MAGNOLIA	Coast Live Oak	Sweetshade	Willow-leaved Peppermint	1338
2802	2986	EVEN	LONGSPUR DR	NO	CAPE MYRTLE	Bigleaf Maple	Sawleaf Zelkova		1339
2809	2983	ODD	LONGSPUR DR	NO	CAPE MYRTLE	Bigleaf Maple	Sawleaf Zelkova		1340
2818	2920	EVEN	LONGSPUR DR	NO	CAPE MYRTLE	Bigleaf Maple	Sawleaf Zelkova		1341
2989	2989	ODD	LONGSPUR DR	NO	CAPE MYRTLE	Bigleaf Maple	Sawleaf Zelkova		1342
0	0	EVEN	LONGVIEW DR	NO	SOUTHERN MAGNOLIA	Coast Live Oak	Sweetshade	Willow-leaved Peppermint	1343
1120	1800	EVEN	LONGVIEW DR	NO	SHAMEL ASH	California Sycamore	Chinese Pistache	Box Elder	1344
1201	1261	ODD	LONGVIEW DR	NO	SOUTHERN MAGNOLIA	Coast Live Oak	Sweetshade	Willow-leaved Peppermint	1345
1210	1210	EVEN	LONGVIEW DR	NO	ORNAMENTAL PEAR	Bigleaf Maple	Maidenhair Tree		1346
1216	1270	EVEN	LONGVIEW DR	NO	SOUTHERN MAGNOLIA	Coast Live Oak	Sweetshade	Willow-leaved Peppermint	1347
1269	1517	ODD	LONGVIEW DR	NO	SOUTHERN MAGNOLIA	Coast Live Oak	Sweetshade	Willow-leaved Peppermint	1348
1320	1518	EVEN	LONGVIEW DR	NO	SOUTHERN MAGNOLIA	Coast Live Oak	Sweetshade	Willow-leaved Peppermint	1349
1800	1800	EVEN	LOS COYOTES DR	NO	FERN PINE	Torrey Pine	Afghan Pine	Tecate Cypress	1350

* = Residential Preservation Zones

** = Partially in the Residential Preservation Zones

City of Fullerton - Master Street Tree Plan

From	To	Street Side	On Street	Utility	Primary By Common Name	SoCal Native Species Option	Non-native Option	Additional Option	Row
1801	1801	ODD	LOS COYOTES DR	NO	JACARANDA	Catalina Ironwood	Pink Trumpet Tree		1351
1600	3630	EVEN	LOUISE PL	NO	LEMON BOTTLEBRUSH	California Laurel	Cajeput Tree	Water Gum	1352
1601	3635	ODD	LOUISE PL	NO	LEMON BOTTLEBRUSH	California Laurel	Cajeput Tree	Water Gum	1353
3501	3515	ODD	LOUISE PL	NO	NONE	Catalina Ironwood	Pink Trumpet Tree	Water Gum	1354
1432	1530	EVEN	LOVERING AV	NO	HOLLY OAK	Coast Live Oak	Flame Tree		1355
1433	1539	ODD	LOVERING AV	NO	HOLLY OAK	Coast Live Oak	Flame Tree		1356
3420	3420	EVEN	MACARTHUR AV	NO	HOLLY OAK	Coast Live Oak	Flame Tree		1359
3425	3425	ODD	MACARTHUR AV	NO	HOLLY OAK	Coast Live Oak	Flame Tree		1360
2800	3050	EVEN	MADISON AV	NO	CAPE MYRTLE	Bigleaf Maple	Sawleaf Zelkova		1361
2801	2901	ODD	MADISON AV	NO	CAPE MYRTLE	Bigleaf Maple	Sawleaf Zelkova		1362
3011	3061	ODD	MADISON AV	YES	HOLLY OAK	Catalina Cherry	Tecate Cypress		1363
2700	3860	EVEN	MADONNA DR	NO	CAPE MYRTLE	Bigleaf Maple	Sawleaf Zelkova		1364
2701	3869	ODD	MADONNA DR	NO	CAPE MYRTLE	Bigleaf Maple	Sawleaf Zelkova		1365
2730	2730	EVEN	MADONNA DR	NO	NONE	Catalina Ironwood	Pink Trumpet Tree	Water Gum	1366
3813	3925	ODD	MADONNA DR	NO	CAPE MYRTLE	Bigleaf Maple	Sawleaf Zelkova		1367
3814	3920	EVEN	MADONNA DR	NO	CAPE MYRTLE	Bigleaf Maple	Sawleaf Zelkova		1368
600	1012	EVEN	MAERTIN LN	NO	JACARANDA	Catalina Ironwood	Pink Trumpet Tree		1369
601	1011	ODD	MAERTIN LN	NO	JACARANDA	Catalina Ironwood	Pink Trumpet Tree		1370
100	230	EVEN	MAGNOLIA AV /S	YES	YEW PINE	Tecate Cypress	Pink Flame Tree	Desert Willow	1371
100	1140	EVEN	MAGNOLIA AV /S	NO	YEW PINE	Torrey Pine	Afghan Pine	Deodar Cedar	1372
105	301	ODD	MAGNOLIA AV /S	NO	YEW PINE	Torrey Pine	Afghan Pine	Deodar Cedar	1373
200	900	EVEN	MAGNOLIA AV /S	NO	MARINA ARBUTUS	California Laurel	Sweetshade	Brisbane Box	1374
202	800	EVEN	MAGNOLIA AV /S	NO	MARINA ARBUTUS	California Laurel	Sweetshade	Brisbane Box	1375
307	415	ODD	MAGNOLIA AV /S	YES	YEW PINE	Tecate Cypress	Pink Flame Tree	Desert Willow	1376
1500	1500	EVEN	MAGNOLIA AV /S	NO	NONE	Catalina Ironwood	Pink Trumpet Tree	Water Gum	1377
100	400	EVEN	MALDEN AV /N	NO	BOTTLE TREE	Catalina Cherry	Brisbane Box	Willow-Leafed Peppermint	1379
109	109	ODD	MALDEN AV /N	NO	NONE	Catalina Ironwood	Pink Trumpet Tree	Water Gum	1380
125	125	ODD	MALDEN AV /N	NO	BRONZE LOQUAT	Hollyleaf Cherry	Flame Tree	Sweetshade	1381
125	401	ODD	MALDEN AV /N	NO	BOTTLE TREE	Catalina Cherry	Brisbane Box	Willow-leafed Peppermint	1382
200	200	EVEN	MALDEN AV /N	NO	BRONZE LOQUAT	Hollyleaf Cherry	Flame Tree	Sweetshade	1383
300	300	EVEN	MALDEN AV /N	YES	BOTTLE TREE	Catalina Cherry	Peppermint Tree	Western Redbud	1384
501	715	ODD	MALDEN AV /N	NO	JACARANDA	Catalina Ironwood	Pink Trumpet Tree		1385
508	514	EVEN	MALDEN AV /N	YES	JACARANDA	Catalina Cherry	Silk Tree		1386
520	700	EVEN	MALDEN AV /N	NO	JACARANDA	Catalina Ironwood	Pink Trumpet Tree		1387
720	916	EVEN	MALDEN AV /N	NO	CAPE MYRTLE	Bigleaf Maple	Sawleaf Zelkova		1388
785	921	ODD	MALDEN AV /N	NO	CAPE MYRTLE	Bigleaf Maple	Sawleaf Zelkova		1389
100	150	EVEN	MALDEN AV /S	NO	BRONZE LOQUAT	Hollyleaf Cherry	Flame Tree	Sweetshade	1390
145	145	ODD	MALDEN AV /S	NO	SOUTHERN MAGNOLIA	Coast Live Oak	Sweetshade	Willow-leafed Peppermint	1391
400	720	EVEN	MALDEN AV /S	NO	CAMPHOR TREE	Engelmann Oak	Cork Oak	Interior Live Oak	1392
401	1007	ODD	MALDEN AV /S	NO	CARROTWOOD	California Laurel	Flame Tree	Golden Trumpet Tree	1393
501	725	ODD	MALDEN AV /S	NO	CAMPHOR TREE	Engelmann Oak	Cork Oak	Interior Live Oak	1394
800	1018	EVEN	MALDEN AV /S	NO	CAMPHOR TREE	Engelmann Oak	Cork Oak	Interior Live Oak	1395
925	925	ODD	MALDEN AV /S	YES	CAMPHOR TREE	Tecate Cypress	Water Gum	Peppermint Tree	1396
*	100	448	MALVERN AV	NO	SOUTHERN MAGNOLIA	Coast Live Oak	Sweetshade	Willow-leafed Peppermint	1397
	101	101	MALVERN AV	NO	SOUTHERN MAGNOLIA	Coast Live Oak	Sweetshade	Willow-leafed Peppermint	1398
**	101	801	MALVERN AV	NO	SOUTHERN MAGNOLIA	Coast Live Oak	Sweetshade	Willow-leafed Peppermint	1399

* = Residential Preservation Zones

** = Partially in the Residential Preservation Zones

City of Fullerton - Master Street Tree Plan

From	To	Street Side	On Street	Utility	Primary By Common Name	SoCal Native Species Option	Non-native Option	Additional Option	Row	
*	331	331	ODD	MALVERN AV	NO	SAMUEL SOMMER MAGNOLIA	California Laurel	Brisbane Box	1400	
**	500	600	EVEN	MALVERN AV	NO	SOUTHERN MAGNOLIA	Coast Live Oak	Sweetshade	Willow-leaved Peppermint	1401
	501	541	ODD	MALVERN AV	YES	SOUTHERN MAGNOLIA	Coast Live Oak	Sweetshade	Willow-leaved Peppermint	1402
	508	508	EVEN	MALVERN AV	NO	NONE	Catalina Ironwood	Pink Trumpet Tree	Water Gum	1403
	600	600	EVEN	MALVERN AV	NO	SOUTHERN MAGNOLIA	Coast Live Oak	Sweetshade	Willow-leaved Peppermint	1404
	701	701	ODD	MALVERN AV	NO	JERUSALEM THORN	Catalina Cherry	Chitalpa	Peppermint Tree	1405
	1900	2000	EVEN	MALVERN AV	YES	JACARANDA	Catalina Cherry	Silk Tree		1406
	2000	2000	EVEN	MALVERN AV	NO	JACARANDA	Catalina Ironwood	Pink Trumpet Tree		1407
	2200	2200	EVEN	MALVERN AV	NO	JACARANDA	Catalina Ironwood	Pink Trumpet Tree		1408
	1300	1300	EVEN	MANHATTAN AV	NO	PURPLE ORCHID TREE	Hollyleaf Cherry	Pink Trumpet Tree	Peppermint Tree	1410
	1301	1301	ODD	MANHATTAN AV	YES	SOUTHERN MAGNOLIA	Catalina Cherry	Water Gum	Hollyleaf Cherry	1411
	1200	1420	EVEN	MANZANITA DR	NO	SOUTHERN MAGNOLIA	Coast Live Oak	Water Gum	Willow-leaved Peppermint	1412
	1201	1425	ODD	MANZANITA DR	NO	SOUTHERN MAGNOLIA	Coast Live Oak	Water Gum	Willow-leaved Peppermint	1413
	2700	3130	EVEN	MAPLE AV	NO	AMERICAN SWEETGUM	California Sycamore	Rotundiloba Sweetgum	White Alder	1414
	2701	3125	ODD	MAPLE AV	NO	AMERICAN SWEETGUM	California Sycamore	Rotundiloba Sweetgum	White Alder	1415
	2811	2811	ODD	MAPLE AV	YES	AMERICAN SWEETGUM	Desert Willow	Japanese Pagoda Tree	Japanese Pagoda Tree	1416
	500	920	EVEN	MAPLEWOOD AV	NO	SOUTHERN MAGNOLIA	Coast Live Oak	Water Gum	Willow-leaved Peppermint	1417
	505	925	ODD	MAPLEWOOD AV	NO	SOUTHERN MAGNOLIA	Coast Live Oak	Water Gum	Willow-leaved Peppermint	1418
	800	830	EVEN	MAPLEWOOD AV	NO	SOUTHERN MAGNOLIA	Coast Live Oak	Water Gum	Willow-leaved Peppermint	1419
	1407	1497	ODD	MARELEN DR	NO	EVERGREEN PEAR	Box Elder	Maidenhair Tree	Purple Leaf Eastern Redbud	1420
	1418	1500	EVEN	MARELEN DR	NO	EVERGREEN PEAR	Box Elder	Maidenhair Tree	Purple Leaf Eastern Redbud	1421
	1497	1497	ODD	MARELEN DR	YES	EVERGREEN PEAR	Western Redbud	Maidenhair Tree	Purple Leaf Eastern Redbud	1422
	1000	1012	EVEN	MARGARET PL	NO	SOUTHERN MAGNOLIA	Coast Live Oak	Water Gum	Willow-leaved Peppermint	1423
	1001	1013	ODD	MARGARET PL	NO	SOUTHERN MAGNOLIA	Coast Live Oak	Water Gum	Willow-leaved Peppermint	1424
	1200	1240	EVEN	MARGARITA DR	NO	CHINESE ELM	Box Elder	Japanese Pagoda Tree		1425
	1200	1224	EVEN	MARGARITA DR	YES	CHINESE ELM	Western Redbud	Chinese Fringe Tree		1426
	1201	1235	ODD	MARGARITA DR	NO	CHINESE ELM	Box Elder	Japanese Pagoda Tree		1427
	200	212	EVEN	MARIE AV	NO	PURPLE ORCHID TREE	Hollyleaf Cherry	Pink Trumpet Tree	Peppermint Tree	1428
	201	217	ODD	MARIE AV	NO	NONE	Catalina Ironwood	Pink Trumpet Tree	Water Gum	1429
	300	328	EVEN	MARIE AV	NO	BRAZILIAN PEPPER	Island Oak	Pink Flame Tree	Engelmann Oak	1430
	301	327	ODD	MARIE AV	NO	CANARY ISLAND PINE	Torrey Pine	Afghan Pine		1431
	400	416	EVEN	MARIE AV	NO	CANARY ISLAND PINE	Torrey Pine	Afghan Pine		1432
	401	415	ODD	MARIE AV	NO	CANARY ISLAND PINE	Torrey Pine	Afghan Pine		1433
	206	218	EVEN	MARIGOLD AV	NO	CHINESE ELM	Box Elder	Japanese Pagoda Tree		1434
	101	225	ODD	MARION BL	NO	AMERICAN SWEETGUM	California Sycamore	Rotundiloba Sweetgum	White Alder	1435
	110	218	EVEN	MARION BL	YES	AMERICAN SWEETGUM	Desert Willow	Japanese Pagoda Tree	Japanese Pagoda Tree	1436
	124	124	EVEN	MARION BL	NO	ROUND-LEAFED SWEETGUM	California Sycamore	London Plane		1437
	300	300	EVEN	MARION BL	NO	CRAPE MYRTLE	Bigleaf Maple	Sawleaf Zelkova		1438
	301	301	ODD	MARION BL	YES	NONE	Desert Willow	Chitalpa	Water Gum	1439
	1601	2017	ODD	MARIPOSA LN	NO	CRAPE MYRTLE	Bigleaf Maple	Sawleaf Zelkova		1440
	1620	2008	EVEN	MARIPOSA LN	NO	CRAPE MYRTLE	Bigleaf Maple	Sawleaf Zelkova		1441
	1901	1919	ODD	MARIPOSA LN	NO	CRAPE MYRTLE	Bigleaf Maple	Sawleaf Zelkova		1442
	1912	1928	EVEN	MARIPOSA LN	NO	NONE	Catalina Ironwood	Pink Trumpet Tree	Water Gum	1443
	2000	2000	EVEN	MARIPOSA LN	NO	NONE	Catalina Ironwood	Pink Trumpet Tree	Water Gum	1444
	100	100	EVEN	MARTHA PL	NO	NONE	Catalina Ironwood	Pink Trumpet Tree	Water Gum	1445
	101	105	ODD	MARTHA PL	NO	HOLLY OAK	Coast Live Oak	Flame Tree		1446

* = Residential Preservation Zones

** = Partially in the Residential Preservation Zones

City of Fullerton - Master Street Tree Plan

From	To	Street Side	On Street	Utility	Primary By Common Name	SoCal Native Species Option	Non-native Option	Additional Option	Row
200	238	EVEN	MARTHA PL	NO	HOLLY OAK	Coast Live Oak	Flame Tree		1447
205	235	ODD	MARTHA PL	NO	HOLLY OAK	Coast Live Oak	Flame Tree		1448
300	336	EVEN	MARWOOD AV	NO	SOUTHERN MAGNOLIA	Coast Live Oak	Water Gum	Willow-leafed Peppermint	1449
301	337	ODD	MARWOOD AV	NO	SOUTHERN MAGNOLIA	Coast Live Oak	Water Gum	Willow-leafed Peppermint	1450
336	336	EVEN	MARWOOD AV	NO	SOUTHERN MAGNOLIA	Coast Live Oak	Water Gum	Willow-leafed Peppermint	1451
2850	2850	EVEN	MARYMONT AV	NO	SOUTHERN MAGNOLIA	Coast Live Oak	Water Gum	Willow-leafed Peppermint	1452
2855	2867	ODD	MARYMONT AV	NO	SOUTHERN MAGNOLIA	Coast Live Oak	Water Gum	Willow-leafed Peppermint	1453
1100	1100	EVEN	MAXWELL AV	YES	JACARANDA	Catalina Cherry	Silk Tree		1454
1101	1101	ODD	MAXWELL AV	NO	JACARANDA	Catalina Ironwood	Pink Trumpet Tree		1455
400	478	EVEN	MAXZIM AV	NO	CAPE MYRTLE	Bigleaf Maple	Sawleaf Zelkova		1456
401	479	ODD	MAXZIM AV	NO	CAPE MYRTLE	Bigleaf Maple	Sawleaf Zelkova		1457
500	512	EVEN	MAXZIM AV	NO	BRAZILIAN PEPPER	Island Oak	Pink Flame Tree	Engelmann Oak	1458
501	531	ODD	MAXZIM AV	NO	NONE	Catalina Ironwood	Pink Trumpet Tree	Water Gum	1459
518	518	EVEN	MAXZIM AV	NO	WHITE MULBERRY	California Laurel	Brisbane Box	Pink Flame Tree	1460
600	2148	EVEN	MAXZIM AV	NO	SOUTHERN MAGNOLIA	Coast Live Oak	Water Gum	Willow-leafed Peppermint	1461
601	2149	ODD	MAXZIM AV	NO	SOUTHERN MAGNOLIA	Coast Live Oak	Water Gum	Willow-leafed Peppermint	1462
300	440	EVEN	MEADE AV	NO	CAMPHOR TREE	Engelmann Oak	Cork Oak	Holly Oak	1463
301	1019	ODD	MEADE AV	NO	SOUTHERN MAGNOLIA	Coast Live Oak	Water Gum	Willow-leafed Peppermint	1464
700	1100	EVEN	MEADE AV	NO	SOUTHERN MAGNOLIA	Coast Live Oak	Water Gum	Willow-leafed Peppermint	1465
1101	1113	ODD	MEADE AV	NO	SOUTHERN MAGNOLIA	Coast Live Oak	Water Gum	Willow-leafed Peppermint	1466
1106	1112	EVEN	MEADE AV	NO	SOUTHERN MAGNOLIA	Coast Live Oak	Water Gum	Willow-leafed Peppermint	1467
2220	2256	EVEN	MEADOW LN	NO	CANARY ISLAND PINE	Torrey Pine	Afghan Pine		1468
2241	2255	ODD	MEADOW LN	NO	CANARY ISLAND PINE	Torrey Pine	Afghan Pine		1469
2454	2454	EVEN	MEDFORD PL	NO	NONE	Catalina Ironwood	Pink Trumpet Tree	Water Gum	1470
2455	2455	ODD	MEDFORD PL	NO	NONE	Catalina Ironwood	Pink Trumpet Tree	Water Gum	1471
2600	2740	EVEN	MEDFORD PL	NO	EVERGREEN PEAR	Box Elder	Maidenhair Tree	Purple Leaf Eastern Redbud	1472
2609	2741	ODD	MEDFORD PL	NO	EVERGREEN PEAR	Box Elder	Maidenhair Tree	Purple Leaf Eastern Redbud	1473
2649	2701	ODD	MEDFORD PL	NO	EVERGREEN PEAR	Box Elder	Maidenhair Tree	Purple Leaf Eastern Redbud	1474
900	2320	EVEN	MELODY LN	NO	CAMPHOR TREE	Engelmann Oak	Cork Oak	Holly Oak	1475
901	2325	ODD	MELODY LN	NO	CAMPHOR TREE	Engelmann Oak	Cork Oak	Holly Oak	1476
1701	1701	ODD	MELODY LN	NO	HEATH MELALEUCA	California Laurel	Cajeput Tree	Peppermint Tree	1477
100	142	EVEN	MELVILLE DR	NO	CAPE MYRTLE	Bigleaf Maple	Sawleaf Zelkova		1478
108	120	EVEN	MELVILLE DR	YES	CAPE MYRTLE	Western Redbud	Chinese Fringe Tree		1479
119	137	ODD	MELVILLE DR	NO	CAPE MYRTLE	Bigleaf Maple	Sawleaf Zelkova		1480
2720	2850	EVEN	MERLIN AV	NO	BRISBANE BOX	California Laurel	Cajeput Tree		1481
2721	2849	ODD	MERLIN AV	NO	ORNAMENTAL PEAR	Bigleaf Maple	Maidenhair Tree		1482
1407	1521	ODD	MESA VERDE	NO	CAPE MYRTLE	Bigleaf Maple	Sawleaf Zelkova		1483
1412	1522	EVEN	MESA VERDE	NO	MAIDENHAIR TREE	California Sycamore	London Plane		1484
2300	2368	EVEN	MESA VERDE	NO	ORNAMENTAL PEAR	Bigleaf Maple	Maidenhair Tree		1485
2309	2369	ODD	MESA VERDE	NO	ORNAMENTAL PEAR	Bigleaf Maple	Maidenhair Tree		1486
800	810	EVEN	MESITA PL	NO	ROUND-LEAFED SWEETGUM	California Sycamore	London Plane		1487
801	811	ODD	MESITA PL	NO	ROUND-LEAFED SWEETGUM	California Sycamore	London Plane		1488
201	213	ODD	MICHAEL AV	NO	CAMPHOR TREE	Engelmann Oak	Cork Oak	Holly Oak	1489
208	216	EVEN	MICHAEL AV	NO	CAMPHOR TREE	Engelmann Oak	Cork Oak	Holly Oak	1490
300	328	EVEN	MICHAEL AV	NO	AUSTRALIAN WILLOW	Desert Willow	Peppermint Tree		1491
301	327	ODD	MICHAEL AV	NO	AUSTRALIAN WILLOW	Desert Willow	Peppermint Tree		1492

* = Residential Preservation Zones

** = Partially in the Residential Preservation Zones

City of Fullerton - Master Street Tree Plan

From	To	Street Side	On Street	Utility	Primary By Common Name	SoCal Native Species Option	Non-native Option	Additional Option	Row
400	424	EVEN	MICHAEL AV	NO	SOUTHERN MAGNOLIA	Coast Live Oak	Water Gum	Willow-leaved Peppermint	1493
401	425	ODD	MICHAEL AV	NO	SOUTHERN MAGNOLIA	Coast Live Oak	Water Gum	Willow-leaved Peppermint	1494
2454	2478	EVEN	MIDDLESEX PL	NO	PURPLE ORCHID TREE	Hollyleaf Cherry	Pink Trumpet Tree	Peppermint Tree	1495
2461	2467	ODD	MIDDLESEX PL	NO	NONE	Catalina Ironwood	Pink Trumpet Tree	Water Gum	1496
2600	2640	EVEN	MIDDLESEX PL	NO	CRAPE MYRTLE	Bigleaf Maple	Sawleaf Zelkova		1497
2601	2641	ODD	MIDDLESEX PL	NO	CRAPE MYRTLE	Bigleaf Maple	Sawleaf Zelkova		1498
2617	2617	ODD	MIDDLESEX PL	NO	CRAPE MYRTLE	Bigleaf Maple	Sawleaf Zelkova		1499
200	552	EVEN	MIGUEL PL	NO	EVERGREEN PEAR	Box Elder	Maidenhair Tree	Purple Leaf Eastern Redbud	1500
201	561	ODD	MIGUEL PL	NO	EVERGREEN PEAR	Box Elder	Maidenhair Tree	Purple Leaf Eastern Redbud	1501
3000	3016	EVEN	MILAGRO WY	NO	CAJEPUT TREE	California Laurel	Brisbane Box		1502
3001	3017	ODD	MILAGRO WY	NO	NONE	Catalina Ironwood	Pink Trumpet Tree	Water Gum	1503
2600	2684	EVEN	MILTON AV	NO	CARROTWOOD	California Laurel	Flame Tree	Golden Trumpet Tree	1504
2601	2675	ODD	MILTON AV	NO	CARROTWOOD	California Laurel	Flame Tree	Golden Trumpet Tree	1505
1500	1760	EVEN	MIMOSA PL	NO	JACARANDA	Catalina Ironwood	Pink Trumpet Tree		1506
1501	1767	ODD	MIMOSA PL	NO	JACARANDA	Catalina Ironwood	Pink Trumpet Tree		1507
1900	2016	EVEN	MIMOSA PL	NO	JACARANDA	Catalina Ironwood	Pink Trumpet Tree		1508
1901	2009	ODD	MIMOSA PL	NO	JACARANDA	Catalina Ironwood	Pink Trumpet Tree		1509
3100	3112	EVEN	MIRADOR CIR	NO	ORNAMENTAL PEAR	Bigleaf Maple	Maidenhair Tree		1510
3101	3101	ODD	MIRADOR CIR	NO	EVERGREEN PEAR	Box Elder	Maidenhair Tree	Purple Leaf Eastern Redbud	1511
1207	1207	ODD	MIRAMAR DR	NO	CALIFORNIA PEPPER	Hollyleaf Cherry	Peppermint Tree		1512
100	110	EVEN	MISSION DR /N	NO	SOUTHERN MAGNOLIA	Coast Live Oak	Water Gum	Willow-leaved Peppermint	1513
101	115	ODD	MISSION DR /N	NO	SOUTHERN MAGNOLIA	Coast Live Oak	Water Gum	Willow-leaved Peppermint	1514
100	236	EVEN	MISSION DR /S	NO	JACARANDA	Catalina Ironwood	Pink Trumpet Tree		1515
101	235	ODD	MISSION DR /S	NO	JACARANDA	Catalina Ironwood	Pink Trumpet Tree		1516
100	210	EVEN	MONTAGUE AV /N	NO	BRAZILIAN PEPPER	Island Oak	Pink Flame Tree	Engelmann Oak	1517
101	213	ODD	MONTAGUE AV /N	NO	BRAZILIAN PEPPER	Island Oak	Pink Flame Tree	Engelmann Oak	1518
100	120	EVEN	MONTAGUE AV /S	NO	CARROTWOOD	California Laurel	Flame Tree	Golden Trumpet Tree	1519
101	225	ODD	MONTAGUE AV /S	NO	AUSTRALIAN WILLOW	Desert Willow	Peppermint Tree		1520
204	224	EVEN	MONTAGUE AV /S	NO	BRAZILIAN PEPPER	Island Oak	Pink Flame Tree	Engelmann Oak	1521
200	236	EVEN	MOODY AV	NO	BRISBANE BOX	California Laurel	Cajeput Tree		1522
201	243	ODD	MOODY AV	NO	BRISBANE BOX	California Laurel	Cajeput Tree		1523
1500	1516	EVEN	MOONBEAM PL	NO	FERN PINE	Torrey Pine	Afghan Pine	Tecate Cypress	1524
1509	1517	ODD	MOONBEAM PL	NO	FERN PINE	Torrey Pine	Afghan Pine	Tecate Cypress	1525
2761	2761	ODD	MOORE AV	NO	RUSTY LEAF FIG	California Laurel	Southern Live Oak	Sweet Bay	1526
2201	2201	ODD	MORELIA AV	NO	LONDON PLANE	Bigleaf Maple	Tulip Tree		1527
2215	2251	ODD	MORELIA AV	NO	CARROTWOOD	California Laurel	Flame Tree	Golden Trumpet Tree	1528
0	2420	EVEN	MOUNTAIN RIDGE DR	NO	SWEETSHADE	California Laurel	Brisbane Box		1529
2201	2345	ODD	MOUNTAIN RIDGE DR	NO	CRAPE MYRTLE	Bigleaf Maple	Sawleaf Zelkova		1530
2201	2421	ODD	MOUNTAIN RIDGE DR	NO	CRAPE MYRTLE	Bigleaf Maple	Sawleaf Zelkova		1531
2230	2406	EVEN	MOUNTAIN RIDGE DR	NO	CRAPE MYRTLE	Bigleaf Maple	Sawleaf Zelkova		1532
2420	2430	EVEN	MOUNTAIN RIDGE DR	NO	CRAPE MYRTLE	Bigleaf Maple	Sawleaf Zelkova		1533
300	1798	EVEN	MOUNTAIN VIEW PL /N	NO	SOUTHERN MAGNOLIA	Coast Live Oak	Water Gum	Willow-leaved Peppermint	1534
301	1799	ODD	MOUNTAIN VIEW PL /N	NO	JACARANDA	Catalina Ironwood	Pink Trumpet Tree		1535
310	310	EVEN	MOUNTAIN VIEW PL /N	NO	SOUTHERN MAGNOLIA	Coast Live Oak	Water Gum	Willow-leaved Peppermint	1536
425	1685	ODD	MOUNTAIN VIEW PL /N	NO	SOUTHERN MAGNOLIA	Coast Live Oak	Water Gum	Willow-leaved Peppermint	1537
1600	1600	EVEN	MOUNTAIN VIEW PL /N	NO	NONE	Catalina Ironwood	Pink Trumpet Tree	Water Gum	1538

* = Residential Preservation Zones

** = Partially in the Residential Preservation Zones

City of Fullerton - Master Street Tree Plan

From	To	Street Side	On Street	Utility	Primary By Common Name	SoCal Native Species Option	Non-native Option	Additional Option	Row	
100	210	EVEN	MOUNTAIN VIEW PL /S	NO	BRISBANE BOX	California Laurel	Cajeput Tree		1539	
101	213	ODD	MOUNTAIN VIEW PL /S	NO	BRISBANE BOX	California Laurel	Cajeput Tree		1540	
3000	3132	EVEN	MULBERRY AV	NO	CHINESE ELM	Box Elder	Japanese Pagoda Tree		1543	
3001	3131	ODD	MULBERRY AV	NO	CHINESE ELM	Box Elder	Japanese Pagoda Tree		1544	
200	224	EVEN	MUROC PL	NO	BRAZILIAN PEPPER	Island Oak	Pink Flame Tree	Engelmann Oak	1545	
201	223	ODD	MUROC PL	NO	BRAZILIAN PEPPER	Island Oak	Pink Flame Tree	Engelmann Oak	1546	
2800	3042	EVEN	MYSTIC AV	NO	JACARANDA	Catalina Ironwood	Pink Trumpet Tree		1547	
2801	3045	ODD	MYSTIC AV	NO	JACARANDA	Catalina Ironwood	Pink Trumpet Tree		1548	
1000	1000	EVEN	N RICHMAN AV	NO	MEXICAN FAN PALM	California Fan Palm	Guadalupe Palm	Queen Palm	1549	
713	735	ODD	NANCY LN	NO	SOUTHERN MAGNOLIA	Coast Live Oak	Water Gum	Willow-leaved Peppermint	1550	
200	224	EVEN	NAPA PL	NO	BRAZILIAN PEPPER	Island Oak	Pink Flame Tree	Engelmann Oak	1551	
201	213	ODD	NAPA PL	NO	CHINESE PISTACHE	Bigleaf Maple	Japanese Pagoda Tree		1552	
1400	1418	EVEN	NAPLES PL /S	NO	SOUTHERN MAGNOLIA	Coast Live Oak	Water Gum	Willow-leaved Peppermint	1553	
1401	1419	ODD	NAPLES PL /S	NO	SOUTHERN MAGNOLIA	Coast Live Oak	Water Gum	Willow-leaved Peppermint	1554	
500	624	EVEN	NEWELL AV	NO	SOUTHERN MAGNOLIA	Coast Live Oak	Water Gum	Willow-leaved Peppermint	1555	
501	621	ODD	NEWELL AV	NO	SOUTHERN MAGNOLIA	Coast Live Oak	Water Gum	Willow-leaved Peppermint	1556	
**	300	420	EVEN	NEWELL PL	NO	ARIZONA ASH	California Sycamore	Chinese Pistache	Purple Leaf Eastern Redbud	1557
**	301	425	ODD	NEWELL PL	NO	ARIZONA ASH	California Sycamore	Chinese Pistache	Purple Leaf Eastern Redbud	1558
	0	0	EVEN	NEWKIRK AV	NO	NONE	Catalina Ironwood	Pink Trumpet Tree	Water Gum	1559
500	618	EVEN	NEWKIRK AV	NO	SOUTHERN MAGNOLIA	Coast Live Oak	Water Gum	Willow-leaved Peppermint	1560	
501	621	ODD	NEWKIRK AV	NO	SOUTHERN MAGNOLIA	Coast Live Oak	Water Gum	Willow-leaved Peppermint	1561	
1000	1018	EVEN	NICKLETT AV	NO	BRAZILIAN PEPPER	Island Oak	Pink Flame Tree	Engelmann Oak	1563	
1001	1019	ODD	NICKLETT AV	NO	CHINESE PISTACHE	Bigleaf Maple	Japanese Pagoda Tree		1564	
1100	1208	EVEN	NICKLETT AV	YES	CHINESE PISTACHE	Western Redbud	Ornamental Pear		1565	
2300	2434	EVEN	NICOLAS DR	NO	ORNAMENTAL PEAR	Bigleaf Maple	Maidenhair Tree		1566	
2301	2425	ODD	NICOLAS DR	NO	NONE	Catalina Ironwood	Pink Trumpet Tree	Water Gum	1567	
3900	3920	EVEN	NIETO PL	NO	NONE	Catalina Ironwood	Pink Trumpet Tree	Water Gum	1568	
3901	3925	ODD	NIETO PL	NO	NONE	Catalina Ironwood	Pink Trumpet Tree	Water Gum	1569	
1102	1154	EVEN	NORBY LN	NO	CHINESE ELM	Box Elder	Japanese Pagoda Tree		1573	
1107	1155	ODD	NORBY LN	NO	CHINESE ELM	Box Elder	Japanese Pagoda Tree		1574	
200	228	EVEN	NORMAN AV	NO	BRAZILIAN PEPPER	Island Oak	Pink Flame Tree	Engelmann Oak	1575	
201	225	ODD	NORMAN AV	NO	BRAZILIAN PEPPER	Island Oak	Pink Flame Tree	Engelmann Oak	1576	
1000	1030	EVEN	NORMAN PL	NO	CAMPHOR TREE	Engelmann Oak	Cork Oak	Holly Oak	1577	
1001	1017	ODD	NORMAN PL	NO	CAMPHOR TREE	Engelmann Oak	Cork Oak	Holly Oak	1578	
800	1120	EVEN	NUTWOOD AV	NO	CHINESE ELM	Box Elder	Japanese Pagoda Tree		1579	
801	1125	ODD	NUTWOOD AV	NO	CHINESE ELM	Box Elder	Japanese Pagoda Tree		1580	
1200	2350	EVEN	NUTWOOD AV	NO	BRAZILIAN PEPPER	Island Oak	Pink Flame Tree	Engelmann Oak	1581	
1200	1200	EVEN	NUTWOOD AV	NO	NONE	Catalina Ironwood	Pink Trumpet Tree	Water Gum	1582	
1201	2345	ODD	NUTWOOD AV	NO	BRAZILIAN PEPPER	Island Oak	Pink Flame Tree	Engelmann Oak	1583	
2500	2750	EVEN	NUTWOOD AV	NO	AMERICAN SWEETGUM	California Sycamore	Rotundiloba Sweetgum	White Alder	1584	
2900	2900	EVEN	NUTWOOD AV	NO	JACARANDA	Catalina Ironwood	Pink Trumpet Tree		1585	
2901	2945	ODD	NUTWOOD AV	NO	QUEEN PALM	California Fan Palm	Guadalupe Palm		1586	
2920	2920	EVEN	NUTWOOD AV	NO	QUEEN PALM	California Fan Palm	Guadalupe Palm		1587	
2950	2950	EVEN	NUTWOOD AV	NO	QUEEN PALM	California Fan Palm	Guadalupe Palm		1588	
706	720	EVEN	OAK AV	NO	SOUTHERN MAGNOLIA	Coast Live Oak	Water Gum	Willow-leaved Peppermint	1589	
725	725	ODD	OAK AV	NO	SOUTHERN MAGNOLIA	Coast Live Oak	Water Gum	Willow-leaved Peppermint	1590	

* = Residential Preservation Zones

** = Partially in the Residential Preservation Zones

City of Fullerton - Master Street Tree Plan

From	To	Street Side	On Street	Utility	Primary By Common Name	SoCal Native Species Option	Non-native Option	Additional Option	Row
1100	4290	EVEN	OAK AV	NO	CHINESE ELM	Box Elder	Japanese Pagoda Tree		1591
1101	4297	ODD	OAK AV	NO	CHINESE ELM	Box Elder	Japanese Pagoda Tree		1592
1407	1921	ODD	OAK AV	NO	JACARANDA	Catalina Ironwood	Pink Trumpet Tree		1593
1808	1808	EVEN	OAK AV	NO	NONE	Catalina Ironwood	Pink Trumpet Tree	Water Gum	1594
900	1124	EVEN	OAKDALE AV	NO	CAMPBOR TREE	Engelmann Oak	Cork Oak	Holly Oak	1595
901	1125	ODD	OAKDALE AV	NO	CAMPBOR TREE	Engelmann Oak	Cork Oak	Holly Oak	1596
900	948	EVEN	OAKWOOD AV	NO	CHINESE PISTACHE	Bigleaf Maple	Japanese Pagoda Tree		1597
901	941	ODD	OAKWOOD AV	NO	HOLLY OAK	Coast Live Oak	Flame Tree		1598
1912	1930	EVEN	ODELL PL	NO	SOUTHERN MAGNOLIA	Coast Live Oak	Water Gum	Willow-leaved Peppermint	1599
1913	1931	ODD	ODELL PL	NO	SOUTHERN MAGNOLIA	Coast Live Oak	Water Gum	Willow-leaved Peppermint	1600
2206	2224	EVEN	OLD CREEK LN	NO	CANARY ISLAND PINE	Torrey Pine	Afghan Pine		1601
2209	2221	ODD	OLD CREEK LN	NO	CANARY ISLAND PINE	Torrey Pine	Afghan Pine		1602
1400	1570	EVEN	OLD RIVER RD	NO	CANARY ISLAND PINE	Torrey Pine	Afghan Pine		1603
1401	1401	ODD	OLD RIVER RD	NO	CANARY ISLAND PINE	Torrey Pine	Afghan Pine		1604
301	301	ODD	OLIN ST	NO	NONE	Catalina Ironwood	Pink Trumpet Tree	Water Gum	1605
310	310	EVEN	OLIN ST	NO	NONE	Catalina Ironwood	Pink Trumpet Tree	Water Gum	1606
315	323	ODD	OLIN ST	NO	NONE	Catalina Ironwood	Pink Trumpet Tree	Water Gum	1607
320	320	EVEN	OLIN ST	NO	NONE	Catalina Ironwood	Pink Trumpet Tree	Water Gum	1608
1031	4285	ODD	OLIVE AV	NO	YEW PINE	Torrey Pine	Afghan Pine	Deodar Cedar	1609
1240	4290	EVEN	OLIVE AV	NO	BRAZILIAN PEPPER	Island Oak	Pink Flame Tree	Engelmann Oak	1610
2730	2730	EVEN	OLIVE AV	NO	CHINESE ELM	Box Elder	Japanese Pagoda Tree		1611
900	920	EVEN	OLIVER DR	NO	CHINESE ELM	Box Elder	Japanese Pagoda Tree		1613
901	925	ODD	OLIVER DR	NO	CHINESE ELM	Box Elder	Japanese Pagoda Tree		1614
920	920	EVEN	OLIVER DR	YES	CHINESE ELM	Western Redbud	Chinese Fringe Tree		1615
925	925	ODD	OLIVER DR	YES	CHINESE ELM	Western Redbud	Chinese Fringe Tree		1616
101	417	ODD	ORANGE AV /N	NO	AUSTRALIAN WILLOW	Desert Willow	Peppermint Tree		1617
110	150	EVEN	ORANGE AV /N	YES	AUSTRALIAN WILLOW	Desert Willow	Peppermint Tree		1618
221	329	ODD	ORANGE AV /N	NO	AUSTRALIAN WILLOW	Desert Willow	Peppermint Tree		1619
400	400	EVEN	ORANGE AV /N	NO	AUSTRALIAN WILLOW	Desert Willow	Peppermint Tree		1620
101	101	ODD	ORANGE AV /S	NO	HOLLY OAK	Coast Live Oak	Flame Tree		1621
125	1519	ODD	ORANGE AV /S	NO	HOLLY OAK	Coast Live Oak	Flame Tree		1622
600	1518	EVEN	ORANGE AV /S	NO	HOLLY OAK	Coast Live Oak	Flame Tree		1623
100	200	EVEN	ORANGETHORPE AV /E	NO	SILK-FLOSS TREE	Interior Live Oak	Red Flowering Gum	Water Gum	1624
1232	1232	EVEN	ORANGETHORPE AV /E	YES	SOUTHERN MAGNOLIA	Catalina Cherry	Water Gum	Hollyleaf Cherry	1625
1430	1430	EVEN	ORANGETHORPE AV /E	YES	HOLLY OAK	Catalina Cherry	Tecate Cypress		1626
1501	1501	ODD	ORANGETHORPE AV /E	NO	NONE	Catalina Ironwood	Pink Trumpet Tree	Water Gum	1627
1501	2433	ODD	ORANGETHORPE AV /E	NO	CARROTWOOD	California Laurel	Flame Tree	Golden Trumpet Tree	1628
2301	2301	ODD	ORANGETHORPE AV /E	NO	NONE	Catalina Ironwood	Pink Trumpet Tree	Water Gum	1629
151	2751	ODD	ORANGETHORPE AV /W	NO	CAMPBOR TREE	Engelmann Oak	Cork Oak	Holly Oak	1630
250	250	EVEN	ORANGETHORPE AV /W	NO	NONE	Catalina Ironwood	Pink Trumpet Tree	Water Gum	1631
300	2634	EVEN	ORANGETHORPE AV /W	YES	CAMPBOR TREE	Tecate Cypress	Water Gum	Peppermint Tree	1632
400	2024	EVEN	ORANGETHORPE AV /W	NO	HOLLY OAK	Coast Live Oak	Flame Tree		1633
700	2040	EVEN	ORANGETHORPE AV /W	YES	CAMPBOR TREE	Tecate Cypress	Water Gum	Peppermint Tree	1634
701	2219	ODD	ORANGETHORPE AV /W	NO	CAMPBOR TREE	Engelmann Oak	Cork Oak	Holly Oak	1635
900	2040	EVEN	ORANGETHORPE AV /W	NO	CHINESE ELM	Box Elder	Japanese Pagoda Tree		1636
1047	1501	ODD	ORANGETHORPE AV /W	NO	CAMPBOR TREE	Engelmann Oak	Cork Oak	Holly Oak	1637

* = Residential Preservation Zones

** = Partially in the Residential Preservation Zones

City of Fullerton - Master Street Tree Plan

From	To	Street Side	On Street	Utility	Primary By Common Name	SoCal Native Species Option	Non-native Option	Additional Option	Row
1100	1300	EVEN	ORANGETHORPE AV /W	YES	CAMPHOR TREE	Tecate Cypress	Water Gum	Peppermint Tree	1638
1230	1230	EVEN	ORANGETHORPE AV /W	NO	NONE	Catalina Ironwood	Pink Trumpet Tree	Water Gum	1639
1455	1455	ODD	ORANGETHORPE AV /W	NO	NONE	Catalina Ironwood	Pink Trumpet Tree	Water Gum	1640
1500	1500	EVEN	ORANGETHORPE AV /W	YES	CAMPHOR TREE	Tecate Cypress	Water Gum	Peppermint Tree	1641
1501	1501	ODD	ORANGETHORPE AV /W	YES	CAMPHOR TREE	Tecate Cypress	Water Gum	Peppermint Tree	1642
1510	1510	EVEN	ORANGETHORPE AV /W	NO	NONE	Catalina Ironwood	Pink Trumpet Tree	Water Gum	1643
1900	1900	EVEN	ORANGETHORPE AV /W	NO	CAMPHOR TREE	Engelmann Oak	Cork Oak	Holly Oak	1644
100	100	EVEN	ORCHARD AV /N	NO	SAMUEL SOMMER MAGNOLIA	California Laurel	Brisbane Box		1646
101	101	ODD	ORCHARD AV /N	NO	QUEEN PALM	California Fan Palm	Guadalupe Palm		1647
120	216	EVEN	ORCHARD AV /N	NO	HOLLY OAK	Coast Live Oak	Flame Tree		1648
125	217	ODD	ORCHARD AV /N	NO	HOLLY OAK	Coast Live Oak	Flame Tree		1649
220	420	EVEN	ORCHARD AV /N	NO	SOUTHERN MAGNOLIA	Coast Live Oak	Water Gum	Willow-leafed Peppermint	1650
221	425	ODD	ORCHARD AV /N	NO	HOLLY OAK	Coast Live Oak	Flame Tree		1651
100	140	EVEN	ORCHARD AV /S	NO	CAMPHOR TREE	Engelmann Oak	Cork Oak	Holly Oak	1652
101	133	ODD	ORCHARD AV /S	NO	JACARANDA	Catalina Ironwood	Pink Trumpet Tree		1653
116	116	EVEN	ORCHARD AV /S	NO	CAMPHOR TREE	Engelmann Oak	Cork Oak	Holly Oak	1654
700	1538	EVEN	ORCHARD AV /S	NO	HOLLY OAK	Coast Live Oak	Flame Tree		1655
701	1535	ODD	ORCHARD AV /S	NO	HOLLY OAK	Coast Live Oak	Flame Tree		1656
1113	1113	ODD	ORCHARD AV /S	NO	CORK OAK	Interior Live Oak	New Zealand Christmas Tree		1657
601	625	ODD	ORCHARD PL	NO	SOUTHERN MAGNOLIA	Coast Live Oak	Water Gum	Willow-leafed Peppermint	1658
612	624	EVEN	ORCHARD PL	NO	SOUTHERN MAGNOLIA	Coast Live Oak	Water Gum	Willow-leafed Peppermint	1659
1911	2001	ODD	OVERLOOK RD	NO	SOUTHERN MAGNOLIA	Coast Live Oak	Water Gum	Willow-leafed Peppermint	1660
1940	2000	EVEN	OVERLOOK RD	NO	SOUTHERN MAGNOLIA	Coast Live Oak	Water Gum	Willow-leafed Peppermint	1661
2000	2030	EVEN	OXFORD AV	NO	MEXICAN FAN PALM	California Fan Palm	Guadalupe Palm	Queen Palm	1662
215	1607	ODD	PACIFIC DR	NO	SOUTHERN MAGNOLIA	Coast Live Oak	Water Gum	Willow-leafed Peppermint	1663
400	1620	EVEN	PACIFIC DR	NO	SOUTHERN MAGNOLIA	Coast Live Oak	Water Gum	Willow-leafed Peppermint	1664
635	635	ODD	PACIFIC DR	NO	NONE	Catalina Ironwood	Pink Trumpet Tree	Water Gum	1665
1301	1301	ODD	PACIFIC DR	NO	GOLDEN TRUMPET TREE	Hollyleaf Cherry	Chinese Flame Tree	Peppermint Tree	1666
1310	1310	EVEN	PACIFIC DR	NO	MEXICAN FAN PALM	California Fan Palm	Guadalupe Palm	Queen Palm	1667
1424	1424	EVEN	PACIFIC DR	YES	BRAZILIAN PEPPER	Hollyleaf Cherry	Peppermint Tree	Catalina Cherry	1668
2015	2027	ODD	PALISADES DR	NO	MAIDENHAIR TREE	California Sycamore	London Plane		1670
3000	3300	EVEN	PALM DR	YES	GUADALUPE PALM	California Fan Palm	Queen Palm		1671
3900	3900	EVEN	PALM ST	NO	CANARY ISLAND PINE	Torrey Pine	Afghan Pine		1672
3901	3901	ODD	PALM ST	NO	CANARY ISLAND PINE	Torrey Pine	Afghan Pine		1673
900	936	EVEN	PALOMA PL	NO	CANARY ISLAND PINE	Torrey Pine	Afghan Pine		1674
901	953	ODD	PALOMA PL	NO	CANARY ISLAND PINE	Torrey Pine	Afghan Pine		1675
500	630	EVEN	PANORAMA RD	NO	JACARANDA	Catalina Ironwood	Pink Trumpet Tree		1676
501	625	ODD	PANORAMA RD	NO	JACARANDA	Catalina Ironwood	Pink Trumpet Tree		1677
635	635	ODD	PANORAMA RD	NO	JACARANDA	Catalina Ironwood	Pink Trumpet Tree		1678
700	848	EVEN	PANORAMA RD	NO	JACARANDA	Catalina Ironwood	Pink Trumpet Tree		1679
701	835	ODD	PANORAMA RD	NO	JACARANDA	Catalina Ironwood	Pink Trumpet Tree		1680
2	2	EVEN	PARKING LOT #2	NO	BOTTLE TREE	Catalina Cherry	Brisbane Box	Willow-Leafed Peppermint	1684
2	2	EVEN	PARKING LOT #2	NO	BOTTLE TREE	Catalina Cherry	Brisbane Box	Willow-Leafed Peppermint	1687
2	2	EVEN	PARKING LOT #5	NO	BOTTLE TREE	Catalina Cherry	Brisbane Box	Willow-Leafed Peppermint	1704
1400	1400	EVEN	PARKS RD	NO	ROUND-LEAFED SWEETGUM	California Sycamore	London Plane		1721
1600	1600	EVEN	PARKS RD	NO	NONE	Catalina Ironwood	Pink Trumpet Tree	Water Gum	1722

* = Residential Preservation Zones

** = Partially in the Residential Preservation Zones

City of Fullerton - Master Street Tree Plan

From	To	Street Side	On Street	Utility	Primary By Common Name	SoCal Native Species Option	Non-native Option	Additional Option	Row
1600	2200	EVEN	PARKS RD	NO	CRAPE MYRTLE	Bigleaf Maple	Sawleaf Zelkova		1723
1601	2301	ODD	PARKS RD	NO	CRAPE MYRTLE	Bigleaf Maple	Sawleaf Zelkova		1724
1635	1645	ODD	PARKS RD	NO	CRAPE MYRTLE	Bigleaf Maple	Sawleaf Zelkova		1725
1635	2701	ODD	PARKS RD	NO	CRAPE MYRTLE	Bigleaf Maple	Sawleaf Zelkova		1726
2701	2701	ODD	PARKS RD	NO	LONDON PLANE	Bigleaf Maple	Tulip Tree		1727
2701	2701	ODD	PARKS RD	NO	LEMON-SCENTED GUM	Coast Live Oak	Willow-Leafed Peppermint	Red Ironbark	1728
901	901	ODD	PASEO DORADO	NO	LEMON BOTTLEBRUSH	California Laurel	Cajeput Tree	Water Gum	1729
1100	1200	EVEN	PASEO DORADO	YES	LEMON BOTTLEBRUSH	Hollyleaf Cherry	Australian Willow	Magnolia	1730
1101	1201	ODD	PASEO DORADO	NO	CRAPE MYRTLE	Bigleaf Maple	Sawleaf Zelkova		1731
1200	1200	EVEN	PASEO DORADO	NO	NONE	Catalina Ironwood	Pink Trumpet Tree	Water Gum	1732
1300	1430	EVEN	PASEO DORADO	NO	LEMON BOTTLEBRUSH	California Laurel	Cajeput Tree	Water Gum	1733
1301	1425	ODD	PASEO DORADO	NO	LEMON BOTTLEBRUSH	California Laurel	Cajeput Tree	Water Gum	1734
1317	1325	ODD	PASEO GRANDE	NO	NONE	Catalina Ironwood	Pink Trumpet Tree	Water Gum	1735
1320	1320	EVEN	PASEO GRANDE	NO	NONE	Catalina Ironwood	Pink Trumpet Tree	Water Gum	1736
1400	1480	EVEN	PASEO GRANDE	NO	HOLLYWOOD JUNIPER	Tecate Cypress	Chitalpa	Hollyleaf Cherry	1737
1401	1483	ODD	PASEO GRANDE	NO	AMERICAN SWEETGUM	California Sycamore	Rotundiloba Sweetgum	White Alder	1738
700	724	EVEN	PASEO PL	NO	CANARY ISLAND PINE	Torrey Pine	Afghan Pine		1739
701	731	ODD	PASEO PL	NO	CANARY ISLAND PINE	Torrey Pine	Afghan Pine		1740
401	617	ODD	PAULA DR	NO	CHINESE ELM	Box Elder	Japanese Pagoda Tree		1741
404	616	EVEN	PAULA DR	NO	CHINESE ELM	Box Elder	Japanese Pagoda Tree		1742
800	1030	EVEN	PAULA DR	NO	BRAZILIAN PEPPER	Island Oak	Pink Flame Tree	Engelmann Oak	1743
801	1111	ODD	PAULA DR	NO	BRAZILIAN PEPPER	Island Oak	Pink Flame Tree	Engelmann Oak	1744
3005	3175	ODD	PEARL DR	NO	PURPLE ORCHID TREE	Hollyleaf Cherry	Pink Trumpet Tree	Peppermint Tree	1745
3100	3174	EVEN	PEARL DR	NO	PURPLE ORCHID TREE	Hollyleaf Cherry	Pink Trumpet Tree	Peppermint Tree	1746
2516	2624	EVEN	PEARSON AV	NO	SOUTHERN MAGNOLIA	Coast Live Oak	Water Gum	Willow-leafed Peppermint	1747
2517	2625	ODD	PEARSON AV	NO	SOUTHERN MAGNOLIA	Coast Live Oak	Water Gum	Willow-leafed Peppermint	1748
1700	1700	EVEN	PEPERTREE LN	NO	NONE	Catalina Ironwood	Pink Trumpet Tree	Water Gum	1749
1701	1709	ODD	PEPERTREE LN	NO	EVERGREEN PEAR	Box Elder	Maidenhair Tree	Purple Leaf Eastern Redbud	1750
1708	1720	EVEN	PEPERTREE LN	NO	EVERGREEN PEAR	Box Elder	Maidenhair Tree	Purple Leaf Eastern Redbud	1751
1725	1725	ODD	PEPERTREE LN	NO	NONE	Catalina Ironwood	Pink Trumpet Tree	Water Gum	1752
400	410	EVEN	PINATA PL	NO	TOMLINSON ASH	California Sycamore	Chinese Pistache	Tulip Tree	1753
200	1518	EVEN	PINE DR	NO	SOUTHERN MAGNOLIA	Coast Live Oak	Water Gum	Willow-leafed Peppermint	1754
215	235	ODD	PINE DR	YES	CHINESE ELM	Western Redbud	Chinese Fringe Tree		1755
300	332	EVEN	PINE DR	NO	CHINESE ELM	Box Elder	Japanese Pagoda Tree		1756
301	325	ODD	PINE DR	NO	CHINESE ELM	Box Elder	Japanese Pagoda Tree		1757
513	1531	ODD	PINE DR	NO	SOUTHERN MAGNOLIA	Coast Live Oak	Water Gum	Willow-leafed Peppermint	1758
800	800	EVEN	PINE RIDGE KNOLL	NO	CHINESE ELM	Box Elder	Japanese Pagoda Tree		1759
800	828	EVEN	PINE RIDGE KNOLL	NO	CHINESE ELM	Box Elder	Japanese Pagoda Tree		1760
803	815	ODD	PINE RIDGE KNOLL	NO	CHINESE ELM	Box Elder	Japanese Pagoda Tree		1761
2010	2136	EVEN	PIONEER AV /E	NO	BOTTLE TREE	Catalina Cherry	Brisbane Box	Willow-Leafed Peppermint	1762
2141	2161	ODD	PIONEER AV /E	NO	BOTTLE TREE	Catalina Cherry	Brisbane Box	Willow-Leafed Peppermint	1763
1400	1400	EVEN	PIONEER AV /W	NO	COAST LIVE OAK	Interior Live Oak	New Zealand Christmas Tree		1764
1800	2200	EVEN	PIONEER AV /W	NO	AMERICAN SWEETGUM	California Sycamore	Rotundiloba Sweetgum	White Alder	1765
1801	2101	ODD	PIONEER AV /W	NO	CHINESE TALLOW TREE	California Sycamore	Japanese Pagoda Tree	Desert Willow	1766
1801	2101	ODD	PIONEER AV /W	NO	CALABRIAN PINE	Torrey Pine	Afghan Pine	Deodar Cedar	1767
2101	2101	ODD	PIONEER AV /W	YES	CHINESE TALLOW TREE	Western Redbud	Purple Leaf Eastern Redbud	Desert Willow	1768

* = Residential Preservation Zones

** = Partially in the Residential Preservation Zones

City of Fullerton - Master Street Tree Plan

From	To	Street Side	On Street	Utility	Primary By Common Name	SoCal Native Species Option	Non-native Option	Additional Option	Row
2301	2401	ODD	PIONEER AV /W	NO	CAPE MYRTLE	Bigleaf Maple	Sawleaf Zelkova		1769
2501	2501	ODD	PIONEER AV /W	NO	CAPE MYRTLE	Bigleaf Maple	Sawleaf Zelkova		1770
0	0	EVEN	PLACENTIA AV /N	NO	SOUTHERN LIVE OAK	Coast Live Oak	Willow-leaved Peppermint		1773
451	791	ODD	PLACENTIA AV /N	NO	SOUTHERN LIVE OAK	Coast Live Oak	Willow-leaved Peppermint		1774
525	1945	ODD	PLACENTIA AV /N	NO	MAIDENHAIR TREE	California Sycamore	London Plane		1775
949	2601	ODD	PLACENTIA AV /N	YES	SOUTHERN LIVE OAK	Catalina Cherry	Flame Tree		1776
1100	1974	EVEN	PLACENTIA AV /N	NO	MAIDENHAIR TREE	California Sycamore	London Plane		1777
1201	1501	ODD	PLACENTIA AV /N	NO	AUTUMN GOLD GINKGO	California Sycamore	London Plane		1778
1260	1930	EVEN	PLACENTIA AV /N	YES	MAIDENHAIR TREE	Western Redbud	Purple Leaf Eastern Redbud		1779
2900	3000	EVEN	PLACENTIA AV /N	NO	DESERT GUM	Catalina Ironwood	Willow-Leafed Peppermint	Water Gum	1780
201	801	ODD	PLACENTIA AV /S	YES	FERN PINE	Tecate Cypress	Ornamental Pear	Desert Willow	1781
2	2	EVEN	PLAZA PARK	NO	GOLD MEDALLION TREE	Hollyleaf Cherry	Chinese Flame Tree	Peppermint Tree	1784
100	320	EVEN	POMONA AV /N	NO	SOUTHERN MAGNOLIA	Coast Live Oak	Water Gum	Willow-leaved Peppermint	1794
101	101	ODD	POMONA AV /N	NO	SOUTHERN MAGNOLIA	Coast Live Oak	Water Gum	Willow-leaved Peppermint	1795
117	645	ODD	POMONA AV /N	NO	SOUTHERN MAGNOLIA	Coast Live Oak	Water Gum	Willow-leaved Peppermint	1796
201	201	ODD	POMONA AV /N	NO	SOUTHERN MAGNOLIA	Coast Live Oak	Water Gum	Willow-leaved Peppermint	1797
211	401	ODD	POMONA AV /N	NO	SOUTHERN MAGNOLIA	Coast Live Oak	Water Gum	Willow-leaved Peppermint	1798
400	400	EVEN	POMONA AV /N	NO	SOUTHERN MAGNOLIA	Coast Live Oak	Water Gum	Willow-leaved Peppermint	1799
603	645	ODD	POMONA AV /N	YES	SOUTHERN MAGNOLIA	Catalina Cherry	Water Gum	Hollyleaf Cherry	1800
100	800	EVEN	POMONA AV /S	NO	CHINESE ELM	Box Elder	Japanese Pagoda Tree		1801
101	615	ODD	POMONA AV /S	NO	CHINESE ELM	Box Elder	Japanese Pagoda Tree		1802
401	515	ODD	POMONA AV /S	YES	PURPLE ORCHID TREE	Hollyleaf Cherry	Peppermint Tree	Australian Willow	1803
408	420	EVEN	POMONA AV /S	NO	JACARANDA	Catalina Ironwood	Pink Trumpet Tree		1804
701	801	ODD	POMONA AV /S	NO	CHINESE ELM	Box Elder	Japanese Pagoda Tree		1805
800	800	EVEN	POMONA AV /S	YES	CHINESE ELM	Western Redbud	Chinese Fringe Tree		1806
801	801	ODD	POMONA AV /S	YES	CHINESE ELM	Western Redbud	Chinese Fringe Tree		1807
1500	1530	EVEN	POMONA AV /S	NO	CHINESE ELM	Box Elder	Japanese Pagoda Tree		1808
1501	1601	ODD	POMONA AV /S	NO	CHINESE ELM	Box Elder	Japanese Pagoda Tree		1809
1300	1536	EVEN	PONDEROSA AV	NO	CHINESE ELM	Box Elder	Japanese Pagoda Tree		1810
1301	1543	ODD	PONDEROSA AV	NO	BRAZILIAN PEPPER	Island Oak	Pink Flame Tree	Engelmann Oak	1811
300	4290	EVEN	PORTER AV	NO	HOLLY OAK	Coast Live Oak	Flame Tree		1812
301	4285	ODD	PORTER AV	NO	HOLLY OAK	Coast Live Oak	Flame Tree		1813
2600	2624	EVEN	PORTER AV	NO	SOUTHERN MAGNOLIA	Coast Live Oak	Water Gum	Willow-leaved Peppermint	1814
2607	2645	ODD	PORTER AV	NO	SOUTHERN MAGNOLIA	Coast Live Oak	Water Gum	Willow-leaved Peppermint	1815
2636	2642	EVEN	PORTER AV	NO	SOUTHERN MAGNOLIA	Coast Live Oak	Water Gum	Willow-leaved Peppermint	1816
2715	2715	ODD	PORTER AV	YES	SOUTHERN MAGNOLIA	Catalina Cherry	Water Gum	Hollyleaf Cherry	1817
1100	1448	EVEN	POST RD	NO	MAIDENHAIR TREE	California Sycamore	London Plane		1818
1101	1447	ODD	POST RD	NO	AUTUMN GOLD GINKGO	California Sycamore	London Plane		1819
**	100	650	PRINCETON AV /N	NO	SOUTHERN MAGNOLIA	Coast Live Oak	Water Gum	Willow-leaved Peppermint	1820
**	101	655	PRINCETON AV /N	NO	SOUTHERN MAGNOLIA	Coast Live Oak	Water Gum	Willow-leaved Peppermint	1821
	1005	1025	PRINCETON AV /N	NO	CAPE MYRTLE	Bigleaf Maple	Sawleaf Zelkova		1822
	1006	1024	PRINCETON AV /N	NO	CAPE MYRTLE	Bigleaf Maple	Sawleaf Zelkova		1823
	133	145	PRINCETON AV /S	NO	SOUTHERN MAGNOLIA	Coast Live Oak	Water Gum	Willow-leaved Peppermint	1824
	138	146	PRINCETON AV /S	NO	SOUTHERN MAGNOLIA	Coast Live Oak	Water Gum	Willow-leaved Peppermint	1825
	500	644	PRINCETON CIR /E	NO	CHINESE ELM	Box Elder	Japanese Pagoda Tree		1826
	503	639	PRINCETON CIR /E	NO	CHINESE ELM	Box Elder	Japanese Pagoda Tree		1827

* = Residential Preservation Zones

** = Partially in the Residential Preservation Zones

City of Fullerton - Master Street Tree Plan

From	To	Street Side	On Street	Utility	Primary By Common Name	SoCal Native Species Option	Non-native Option	Additional Option	Row
501	645	ODD	PRINCETON CIR /W	NO	CHINESE ELM	Box Elder	Japanese Pagoda Tree		1828
508	638	EVEN	PRINCETON CIR /W	NO	CHINESE ELM	Box Elder	Japanese Pagoda Tree		1829
113	113	ODD	PRITCHARD AV /N	NO	HOLLY OAK	Coast Live Oak	Flame Tree		1830
115	147	ODD	PRITCHARD AV /N	NO	ARIZONA ASH	California Sycamore	Chinese Pistache	Purple Leaf Eastern Redbud	1831
116	148	EVEN	PRITCHARD AV /N	YES	HOLLY OAK	Catalina Cherry	Tecate Cypress		1832
132	132	EVEN	PRITCHARD AV /N	NO	NONE	Catalina Ironwood	Pink Trumpet Tree	Water Gum	1833
100	100	EVEN	PRITCHARD AV /S	YES	NONE	Catalina Ironwood	Pink Trumpet Tree	Water Gum	1834
101	515	ODD	PRITCHARD AV /S	NO	CHINESE ELM	Box Elder	Japanese Pagoda Tree		1835
116	116	EVEN	PRITCHARD AV /S	YES	NONE	Desert Willow	Chitalpa	Water Gum	1836
130	130	EVEN	PRITCHARD AV /S	YES	NONE	Desert Willow	Chitalpa	Water Gum	1837
135	135	ODD	PRITCHARD AV /S	NO	NONE	Catalina Ironwood	Pink Trumpet Tree	Peppermint Tree	1838
230	230	EVEN	PRITCHARD AV /S	NO	CHINESE ELM	Box Elder	Japanese Pagoda Tree		1839
300	520	EVEN	PRITCHARD AV /S	NO	CHINESE ELM	Box Elder	Japanese Pagoda Tree		1840
0	724	EVEN	PUEBLO PL	NO	CARROTWOOD	California Laurel	Flame Tree	Golden Trumpet Tree	1841
701	731	ODD	PUEBLO PL	NO	LONDON PLANE	Bigleaf Maple	Tulip Tree		1842
0	0	EVEN	PUENTE ST	NO	CAMPHOR TREE	Engelmann Oak	Cork Oak	Holly Oak	1843
2700	3142	EVEN	PUENTE ST	NO	CAMPHOR TREE	Engelmann Oak	Cork Oak	Holly Oak	1844
2709	3637	ODD	PUENTE ST	NO	CAMPHOR TREE	Engelmann Oak	Cork Oak	Holly Oak	1845
3701	3901	ODD	PUENTE ST	NO	CRAPE MYRTLE	Bigleaf Maple	Sawleaf Zelkova		1846
3000	3180	EVEN	QUARTZ LN	NO	CAJEPUT TREE	California Laurel	Brisbane Box		1847
3001	3381	ODD	QUARTZ LN	NO	CAJEPUT TREE	California Laurel	Brisbane Box		1848
3139	3139	ODD	QUARTZ LN	NO	CAJEPUT TREE	California Laurel	Brisbane Box		1849
3320	3320	EVEN	QUARTZ LN	NO	NONE	Catalina Ironwood	Pink Trumpet Tree	Peppermint Tree	1850
3361	3361	ODD	QUARTZ LN	NO	NONE	Catalina Ironwood	Pink Trumpet Tree	Peppermint Tree	1851
2300	2300	EVEN	RANCH RD	NO	EVERGREEN PEAR	Box Elder	Maidenhair Tree	Purple Leaf Eastern Redbud	1852
2301	2301	ODD	RANCH RD	NO	EVERGREEN PEAR	Box Elder	Maidenhair Tree	Purple Leaf Eastern Redbud	1853
709	965	ODD	RANCHO CIR	NO	CANARY ISLAND PINE	Torrey Pine	Afghan Pine		1854
716	972	EVEN	RANCHO CIR	NO	CANARY ISLAND PINE	Torrey Pine	Afghan Pine		1855
3600	3656	EVEN	RANDEE WY	NO	CRAPE MYRTLE	Bigleaf Maple	Sawleaf Zelkova		1856
3609	3633	ODD	RANDEE WY	NO	CRAPE MYRTLE	Bigleaf Maple	Sawleaf Zelkova		1857
1200	1200	EVEN	RAY AV	NO	CHINESE PISTACHE	Bigleaf Maple	Japanese Pagoda Tree		1858
1201	1215	ODD	RAY AV	NO	CHINESE PISTACHE	Bigleaf Maple	Japanese Pagoda Tree		1859
1215	1215	ODD	RAY AV	NO	NONE	Catalina Ironwood	Pink Trumpet Tree	Peppermint Tree	1860
400	500	EVEN	RAYMOND AV	NO	CANARY ISLAND DATE PALM	California Fan Palm	Date Palm	Queen Palm	1861
401	401	ODD	RAYMOND AV	NO	BRISBANE BOX	California Laurel	Cajeput Tree		1862
411	501	ODD	RAYMOND AV	NO	BRISBANE BOX	California Laurel	Cajeput Tree		1863
500	500	EVEN	RAYMOND AV	NO	BRISBANE BOX	California Laurel	Cajeput Tree		1864
510	926	EVEN	RAYMOND AV /N	NO	CHINESE ELM	Box Elder	Japanese Pagoda Tree		1865
801	917	ODD	RAYMOND AV /N	YES	CHINESE ELM	Western Redbud	Chinese Fringe Tree		1866
925	1237	ODD	RAYMOND AV /N	NO	CHINESE ELM	Box Elder	Japanese Pagoda Tree		1867
930	1190	EVEN	RAYMOND AV /N	YES	FOREST PANSY REDBUD	Western Redbud	Peppermint Tree		1868
931	1125	ODD	RAYMOND AV /N	NO	CHINESE ELM	Box Elder	Japanese Pagoda Tree		1869
1200	1200	EVEN	RAYMOND AV /N	YES	FOREST PANSY REDBUD	Western Redbud	Peppermint Tree		1870
1238	1244	EVEN	RAYMOND AV /N	YES	FOREST PANSY REDBUD	Western Redbud	Peppermint Tree		1871
100	120	EVEN	RAYMOND AV /S	YES	NONE	Desert Willow	Chitalpa	Peppermint Tree	1872
115	301	ODD	RAYMOND AV /S	NO	CRAPE MYRTLE	Bigleaf Maple	Sawleaf Zelkova		1873

* = Residential Preservation Zones

** = Partially in the Residential Preservation Zones

City of Fullerton - Master Street Tree Plan

From	To	Street Side	On Street	Utility	Primary By Common Name	SoCal Native Species Option	Non-native Option	Additional Option	Row
200	350	EVEN	RAYMOND AV /S	YES	CAPE MYRTLE	Western Redbud	Chinese Fringe Tree		1874
201	525	ODD	RAYMOND AV /S	NO	CAPE MYRTLE	Bigleaf Maple	Sawleaf Zelkova		1875
528	1140	EVEN	RAYMOND AV /S	NO	CAPE MYRTLE	Bigleaf Maple	Sawleaf Zelkova		1876
551	715	ODD	RAYMOND AV /S	YES	CAPE MYRTLE	Western Redbud	Chinese Fringe Tree		1877
1706	1760	EVEN	RED WILLOW RD	NO	ORNAMENTAL PEAR	Bigleaf Maple	Maidenhair Tree		1879
1709	1765	ODD	RED WILLOW RD	NO	ORNAMENTAL PEAR	Bigleaf Maple	Maidenhair Tree		1880
2040	2040	EVEN	REDONDO PL	NO	NONE	Catalina Ironwood	Pink Trumpet Tree	Peppermint Tree	1881
2919	2919	ODD	REDWOOD CIR	NO	SOUTHERN MAGNOLIA	Coast Live Oak	Water Gum	Willow-leaved Peppermint	1882
2510	2518	EVEN	REGENCY CIR	NO	NONE	Catalina Ironwood	Pink Trumpet Tree	Peppermint Tree	1883
1400	2342	EVEN	REVERE AV	NO	SOUTHERN MAGNOLIA	Coast Live Oak	Water Gum	Willow-leaved Peppermint	1884
1401	2347	ODD	REVERE AV	NO	SOUTHERN MAGNOLIA	Coast Live Oak	Water Gum	Willow-leaved Peppermint	1885
1410	1422	EVEN	REVERE AV	YES	SOUTHERN MAGNOLIA	Catalina Cherry	Water Gum	Hollyleaf Cherry	1886
1520	2218	EVEN	REVERE AV	NO	SOUTHERN MAGNOLIA	Coast Live Oak	Water Gum	Willow-leaved Peppermint	1887
1525	2213	ODD	REVERE AV	NO	CAPE MYRTLE	Bigleaf Maple	Japanese Pagoda Tree		1888
117	915	ODD	RICHMAN AV /N	NO	QUEEN PALM	California Fan Palm	Guadalupe Palm		1889
120	900	EVEN	RICHMAN AV /N	YES	SOUTHERN MAGNOLIA	Catalina Cherry	Water Gum	Hollyleaf Cherry	1890
201	1211	ODD	RICHMAN AV /N	NO	FERN PINE	Torrey Pine	Afghan Pine	Tecate Cypress	1891
510	510	EVEN	RICHMAN AV /N	NO	CHINESE ELM	Box Elder	Japanese Pagoda Tree		1892
510	530	EVEN	RICHMAN AV /N	NO	QUEEN PALM	California Fan Palm	Guadalupe Palm		1893
** 515	717	ODD	RICHMAN AV /N	YES	SOUTHERN MAGNOLIA	Catalina Cherry	Water Gum	Hollyleaf Cherry	1894
600	1320	EVEN	RICHMAN AV /N	NO	SOUTHERN MAGNOLIA	Coast Live Oak	Water Gum	Willow-leaved Peppermint	1895
827	1315	ODD	RICHMAN AV /N	NO	FERN PINE	Torrey Pine	Afghan Pine	Tecate Cypress	1896
900	900	EVEN	RICHMAN AV /N	YES	SOUTHERN MAGNOLIA	Catalina Cherry	Water Gum	Hollyleaf Cherry	1897
1010	1210	EVEN	RICHMAN AV /N	NO	CAPE MYRTLE	Bigleaf Maple	Japanese Pagoda Tree		1898
1019	1019	ODD	RICHMAN AV /N	NO	CAPE MYRTLE	Bigleaf Maple	Japanese Pagoda Tree		1899
1019	1205	ODD	RICHMAN AV /N	NO	CAPE MYRTLE	Bigleaf Maple	Japanese Pagoda Tree		1900
1044	1136	EVEN	RICHMAN AV /N	NO	CAPE MYRTLE	Bigleaf Maple	Japanese Pagoda Tree		1901
1225	1225	ODD	RICHMAN AV /N	NO	EVERGREEN PEAR	Box Elder	Maidenhair Tree	Purple Leaf Eastern Redbud	1902
1300	1300	EVEN	RICHMAN AV /N	NO	NONE	Catalina Ironwood	Pink Trumpet Tree	Peppermint Tree	1903
100	100	EVEN	RICHMAN AV /S	YES	INDIAN LAUREL FIG	Catalina Cherry	Hollyleaf Cherry	Desert Willow	1904
101	109	ODD	RICHMAN AV /S	NO	NONE	Catalina Ironwood	Pink Trumpet Tree	Peppermint Tree	1905
125	1455	ODD	RICHMAN AV /S	NO	HOLLY OAK	Coast Live Oak	Flame Tree		1906
201	201	ODD	RICHMAN AV /S	NO	NONE	Catalina Ironwood	Pink Trumpet Tree	Peppermint Tree	1907
500	810	EVEN	RICHMAN AV /S	NO	CHINESE ELM	Box Elder	Japanese Pagoda Tree		1908
500	510	EVEN	RICHMAN AV /S	NO	HOLLY OAK	Coast Live Oak	Flame Tree		1909
501	1215	ODD	RICHMAN AV /S	YES	CHINESE ELM	Western Redbud	Chinese Fringe Tree		1910
530	1430	EVEN	RICHMAN AV /S	NO	CHINESE ELM	Box Elder	Japanese Pagoda Tree		1911
1440	1450	EVEN	RICHMAN AV /S	NO	HOLLY OAK	Coast Live Oak	Flame Tree		1912
1000	1016	EVEN	RICHMAN KNOLL	YES	CARROTWOOD	Island Oak	Sweet Bay	Hollyleaf Cherry	1913
1011	1451	ODD	RICHMAN KNOLL	NO	CHINESE ELM	Box Elder	Japanese Pagoda Tree		1914
1301	1339	ODD	RICHMAN KNOLL	YES	CALIFORNIA PEPPER	Catalina Cherry	Hollyleaf Cherry		1915
1326	1326	EVEN	RICHMAN KNOLL	YES	CALIFORNIA PEPPER	Catalina Cherry	Hollyleaf Cherry		1916
1400	1448	EVEN	RICHMAN KNOLL	NO	CHINESE ELM	Box Elder	Japanese Pagoda Tree		1917
1320	1330	EVEN	RIDGE VIEW TER	NO	NONE	Catalina Ironwood	Pink Trumpet Tree	Peppermint Tree	1920
1325	1335	ODD	RIDGE VIEW TER	NO	SOUTHERN MAGNOLIA	Coast Live Oak	Water Gum	Willow-leaved Peppermint	1921
711	1337	ODD	RIEDEL AV	NO	SOUTHERN MAGNOLIA	Coast Live Oak	Water Gum	Willow-leaved Peppermint	1922

* = Residential Preservation Zones

** = Partially in the Residential Preservation Zones

City of Fullerton - Master Street Tree Plan

From	To	Street Side	On Street	Utility	Primary By Common Name	SoCal Native Species Option	Non-native Option	Additional Option	Row
800	1330	EVEN	RIEDEL AV	NO	SOUTHERN MAGNOLIA	Coast Live Oak	Water Gum	Willow-leaved Peppermint	1923
1200	1524	EVEN	RIVERSIDE DR	NO	CHINESE ELM	Box Elder	Japanese Pagoda Tree		1925
1201	1537	ODD	RIVERSIDE DR	NO	CHINESE ELM	Box Elder	Japanese Pagoda Tree		1926
1530	1660	EVEN	RIVERSIDE DR	NO	CAMPHOR TREE	Engelmann Oak	Cork Oak	Holly Oak	1927
1613	1659	ODD	RIVERSIDE DR	NO	NONE	Catalina Ironwood	Pink Trumpet Tree	Peppermint Tree	1928
425	479	ODD	ROBERTA AV	NO	CAPE MYRTLE	Bigleaf Maple	Japanese Pagoda Tree		1929
442	478	EVEN	ROBERTA AV	NO	CAPE MYRTLE	Bigleaf Maple	Japanese Pagoda Tree		1930
500	524	EVEN	ROBERTA AV	NO	NONE	Catalina Ironwood	Pink Trumpet Tree	Peppermint Tree	1931
507	519	ODD	ROBERTA AV	NO	CHINESE FLAME TREE	California Sycamore	Japanese Pagoda Tree		1932
600	2360	EVEN	ROBERTA AV	NO	SOUTHERN MAGNOLIA	Coast Live Oak	Water Gum	Willow-leaved Peppermint	1933
601	2359	ODD	ROBERTA AV	NO	SOUTHERN MAGNOLIA	Coast Live Oak	Water Gum	Willow-leaved Peppermint	1934
1740	1740	EVEN	ROBERTA AV	NO	SOUTHERN MAGNOLIA	Coast Live Oak	Water Gum	Willow-leaved Peppermint	1935
600	630	EVEN	RODEO RD	NO	FERN PINE	Torrey Pine	Afghan Pine	Tecate Cypress	1936
631	631	ODD	RODEO RD	NO	FERN PINE	Torrey Pine	Afghan Pine	Tecate Cypress	1937
788	796	EVEN	ROLLING HILLS DR	NO	CAPE MYRTLE	Bigleaf Maple	Japanese Pagoda Tree		1938
795	795	ODD	ROLLING HILLS DR	NO	NONE	Catalina Ironwood	Pink Trumpet Tree	Peppermint Tree	1939
800	2900	EVEN	ROLLING HILLS DR	NO	CAPE MYRTLE	Bigleaf Maple	Japanese Pagoda Tree		1940
801	2851	ODD	ROLLING HILLS DR	NO	CAPE MYRTLE	Bigleaf Maple	Japanese Pagoda Tree		1941
1305	1665	ODD	ROLLING HILLS DR	NO	CAPE MYRTLE	Bigleaf Maple	Japanese Pagoda Tree		1942
1324	2800	EVEN	ROLLING HILLS DR	NO	CHINESE ELM	Box Elder	Japanese Pagoda Tree		1943
1500	2024	EVEN	ROLLING HILLS DR	NO	CAPE MYRTLE	Bigleaf Maple	Japanese Pagoda Tree		1944
1701	2201	ODD	ROLLING HILLS DR	NO	CAPE MYRTLE	Bigleaf Maple	Japanese Pagoda Tree		1945
1950	1950	EVEN	ROLLING HILLS DR	NO	CAPE MYRTLE	Bigleaf Maple	Japanese Pagoda Tree		1946
2900	3000	EVEN	ROLLING HILLS DR	YES	CAPE MYRTLE	Western Redbud	Chinese Fringe Tree		1947
0	0	EVEN	ROOSEVELT AV /N	NO	QUEEN PALM	California Fan Palm	Guadalupe Palm		1951
100	100	EVEN	ROOSEVELT AV /N	YES	NONE	Desert Willow	Chitalpa	Peppermint Tree	1952
101	225	ODD	ROOSEVELT AV /N	NO	QUEEN PALM	California Fan Palm	Guadalupe Palm		1953
112	204	EVEN	ROOSEVELT AV /N	YES	QUEEN PALM	Hollyleaf Cherry	Flame Tree		1954
113	215	ODD	ROOSEVELT AV /N	NO	QUEEN PALM	California Fan Palm	Guadalupe Palm		1955
208	224	EVEN	ROOSEVELT AV /N	NO	QUEEN PALM	California Fan Palm	Guadalupe Palm		1956
211	211	ODD	ROOSEVELT AV /N	NO	NONE	Catalina Ironwood	Pink Trumpet Tree	Peppermint Tree	1957
312	312	EVEN	ROOSEVELT AV /N	NO	NONE	Catalina Ironwood	Pink Trumpet Tree	Peppermint Tree	1958
325	325	ODD	ROOSEVELT AV /N	NO	HOLLY OAK	Coast Live Oak	Flame Tree		1959
328	338	EVEN	ROOSEVELT AV /N	NO	HOLLY OAK	Coast Live Oak	Flame Tree		1960
400	412	EVEN	ROOSEVELT AV /N	NO	HOLLY OAK	Coast Live Oak	Flame Tree		1961
401	417	ODD	ROOSEVELT AV /N	NO	HOLLY OAK	Coast Live Oak	Flame Tree		1962
500	1620	EVEN	ROOSEVELT AV /S	NO	SOUTHERN MAGNOLIA	Coast Live Oak	Water Gum	Willow-leaved Peppermint	1963
501	1613	ODD	ROOSEVELT AV /S	NO	SOUTHERN MAGNOLIA	Coast Live Oak	Water Gum	Willow-leaved Peppermint	1964
1700	1930	EVEN	ROSALIA DR	NO	ARISTOCRAT PEAR	Box Elder	Maidenhair Tree		1965
1701	1933	ODD	ROSALIA DR	NO	ARISTOCRAT PEAR	Box Elder	Maidenhair Tree		1966
2100	2350	EVEN	ROSALIA DR	NO	PURPLE ORCHID TREE	Hollyleaf Cherry	Pink Trumpet Tree	Peppermint Tree	1967
2107	2339	ODD	ROSALIA DR	NO	PURPLE ORCHID TREE	Hollyleaf Cherry	Pink Trumpet Tree	Peppermint Tree	1968
400	774	EVEN	ROSARITA DR	NO	JACARANDA	Catalina Ironwood	Pink Trumpet Tree		1969
401	767	ODD	ROSARITA DR	NO	JACARANDA	Catalina Ironwood	Pink Trumpet Tree		1970
628	628	EVEN	ROSARITA DR	YES	JACARANDA	Catalina Cherry	Silk Tree		1971
740	740	EVEN	ROSARITA DR	NO	JACARANDA	Catalina Ironwood	Pink Trumpet Tree		1972

* = Residential Preservation Zones

** = Partially in the Residential Preservation Zones

City of Fullerton - Master Street Tree Plan

From	To	Street Side	On Street	Utility	Primary By Common Name	SoCal Native Species Option	Non-native Option	Additional Option	Row
800	840	EVEN	ROSARITA DR	NO	CARROTWOOD	California Laurel	Sweetshade	Golden Trumpet Tree	1973
801	847	ODD	ROSARITA DR	NO	CARROTWOOD	California Laurel	Sweetshade	Golden Trumpet Tree	1974
1001	1915	ODD	ROSECRANS AV	NO	YEW PINE	Torrey Pine	Afghan Pine	Deodar Cedar	1975
1030	2450	EVEN	ROSECRANS AV	NO	CRAPE MYRTLE	Bigleaf Maple	Japanese Pagoda Tree		1976
2300	2300	EVEN	ROSECRANS AV	NO	BRISBANE BOX	California Laurel	Cajeput Tree		1977
3101	3201	ODD	ROSECRANS AV	YES	LEMON BOTTLEBRUSH	Hollyleaf Cherry	Australian Willow	Magnolia	1978
3201	3201	ODD	ROSECRANS AV	YES	CHINESE ELM	Western Redbud	Chinese Fringe Tree		1979
3300	3512	EVEN	ROSEHEDGE DR	NO	CAMPHOR TREE	Engelmann Oak	Cork Oak	Holly Oak	1981
3301	3513	ODD	ROSEHEDGE DR	NO	CAMPHOR TREE	Engelmann Oak	Cork Oak	Holly Oak	1982
605	631	ODD	ROSEWOOD AV	NO	SOUTHERN MAGNOLIA	Coast Live Oak	Water Gum	Willow-leaved Peppermint	1983
612	630	EVEN	ROSEWOOD AV	NO	SOUTHERN MAGNOLIA	Coast Live Oak	Water Gum	Willow-leaved Peppermint	1984
107	467	ODD	ROSSLYNN AV /E	NO	CHINESE ELM	Box Elder	Japanese Pagoda Tree		1985
112	478	EVEN	ROSSLYNN AV /E	NO	CHINESE ELM	Box Elder	Japanese Pagoda Tree		1986
101	767	ODD	ROSSLYNN AV /W	NO	SOUTHERN MAGNOLIA	Coast Live Oak	Water Gum	Willow-leaved Peppermint	1987
110	110	EVEN	ROSSLYNN AV /W	YES	NONE	Desert Willow	Chitalpa	Peppermint Tree	1988
110	780	EVEN	ROSSLYNN AV /W	NO	CAMPHOR TREE	Engelmann Oak	Cork Oak	Holly Oak	1989
113	113	ODD	ROSSLYNN AV /W	YES	NONE	Desert Willow	Chitalpa	Peppermint Tree	1990
124	148	EVEN	ROSSLYNN AV /W	NO	CAMPHOR TREE	Engelmann Oak	Cork Oak	Holly Oak	1991
125	251	ODD	ROSSLYNN AV /W	NO	BRISBANE BOX	California Laurel	Cajeput Tree		1992
500	766	EVEN	ROSSLYNN AV /W	NO	CHINESE ELM	Box Elder	Japanese Pagoda Tree		1993
501	785	ODD	ROSSLYNN AV /W	NO	CHINESE ELM	Box Elder	Japanese Pagoda Tree		1994
2500	2540	EVEN	ROYALE PL	NO	CHITALPA	Desert Willow	Silk Tree		1995
2517	2577	ODD	ROYALE PL	NO	SWEET BAY	California Laurel	Brisbane Box		1996
2549	2549	ODD	ROYALE PL	NO	CHITALPA	Desert Willow	Silk Tree		1997
2556	2556	EVEN	ROYALE PL	NO	CHITALPA	Desert Willow	Silk Tree		1998
1432	1538	EVEN	ROYER AV	NO	CAMPHOR TREE	Engelmann Oak	Cork Oak	Holly Oak	1999
1433	1539	ODD	ROYER AV	NO	BRAZILIAN PEPPER	Island Oak	Pink Flame Tree	Engelmann Oak	2000
2920	2980	EVEN	RUBY DR	NO	QUEEN PALM	California Fan Palm	Guadalupe Palm		2001
2951	2981	ODD	RUBY DR	NO	QUEEN PALM	California Fan Palm	Guadalupe Palm		2002
200	212	EVEN	RUSSELL AV	NO	CARROTWOOD	California Laurel	Sweetshade	Golden Trumpet Tree	2003
201	213	ODD	RUSSELL AV	NO	CANARY ISLAND PINE	Torrey Pine	Afghan Pine		2004
300	328	EVEN	RUSSELL AV	NO	BRISBANE BOX	California Laurel	Cajeput Tree		2005
301	329	ODD	RUSSELL AV	NO	BRISBANE BOX	California Laurel	Cajeput Tree		2006
900	900	EVEN	S MALDEN AV	NO	NONE	Catalina Ironwood	Pink Trumpet Tree	Peppermint Tree	2007
2454	2478	EVEN	SALEM PL	NO	NONE	Catalina Ironwood	Pink Trumpet Tree	Peppermint Tree	2008
2455	2479	ODD	SALEM PL	NO	RAYWOOD ASH	California Sycamore	Chinese Pistache	Box Elder	2009
2600	2640	EVEN	SALEM PL	NO	ORNAMENTAL PEAR	Bigleaf Maple	Maidenhair Tree		2010
2609	2633	ODD	SALEM PL	NO	ORNAMENTAL PEAR	Bigleaf Maple	Maidenhair Tree		2011
1000	1108	EVEN	SAN ANTONIO AV	NO	CAMPHOR TREE	Engelmann Oak	Cork Oak	Holly Oak	2012
1001	1101	ODD	SAN ANTONIO AV	NO	CAMPHOR TREE	Engelmann Oak	Cork Oak	Holly Oak	2013
100	2550	EVEN	SAN CARLOS DR	NO	CANARY ISLAND PINE	Torrey Pine	Afghan Pine		2014
110	2516	EVEN	SAN CARLOS DR	NO	HOLLY OAK	Coast Live Oak	Flame Tree		2015
115	301	ODD	SAN CARLOS DR	NO	HOLLY OAK	Coast Live Oak	Flame Tree		2016
2490	2490	EVEN	SAN CARLOS DR	NO	HOLLY OAK	Coast Live Oak	Flame Tree		2017
2495	2495	ODD	SAN CARLOS DR	NO	HOLLY OAK	Coast Live Oak	Flame Tree		2018
2518	2540	EVEN	SAN CARLOS DR	NO	HOLLY OAK	Coast Live Oak	Flame Tree		2019

* = Residential Preservation Zones

** = Partially in the Residential Preservation Zones

City of Fullerton - Master Street Tree Plan

From	To	Street Side	On Street	Utility	Primary By Common Name	SoCal Native Species Option	Non-native Option	Additional Option	Row
2535	2545	ODD	SAN CARLOS DR	NO	HOLLY OAK	Coast Live Oak	Flame Tree		2020
2901	3125	ODD	SAN JUAN DR	NO	CHINESE ELM	Box Elder	Japanese Pagoda Tree		2021
2912	3120	EVEN	SAN JUAN DR	NO	CHINESE ELM	Box Elder	Japanese Pagoda Tree		2022
3000	3000	EVEN	SAN JUAN DR	NO	NONE	Catalina Ironwood	Pink Trumpet Tree	Peppermint Tree	2023
2900	2900	EVEN	SAN JUAN PL	NO	NONE	Catalina Ironwood	Pink Trumpet Tree	Peppermint Tree	2025
2920	2940	EVEN	SAN JUAN PL	NO	CHINESE ELM	Box Elder	Japanese Pagoda Tree		2026
2925	2925	ODD	SAN JUAN PL	NO	CHINESE ELM	Box Elder	Japanese Pagoda Tree		2027
3900	3920	EVEN	SAN MARCOS PL	NO	NONE	Catalina Ironwood	Pink Trumpet Tree	Peppermint Tree	2028
3907	3907	ODD	SAN MARCOS PL	NO	CAPE MYRTLE	Bigleaf Maple	Japanese Pagoda Tree		2029
3807	3919	ODD	SAN MIGUEL DR	NO	MAIDENHAIR TREE	California Sycamore	London Plane		2030
3814	3914	EVEN	SAN MIGUEL DR	NO	MAIDENHAIR TREE	California Sycamore	London Plane		2031
3814	3838	EVEN	SAN PABLO DR	NO	FERN PINE	Torrey Pine	Afghan Pine	Tecate Cypress	2032
3815	3839	ODD	SAN PABLO DR	NO	CALIFORNIA PEPPER	Hollyleaf Cherry	Peppermint Tree		2033
707	749	ODD	SAN RAMON DR	NO	WEeping BOTTLEBRUSH	California Laurel	Brisbane Box	Hollyleaf Cherry	2034
708	742	EVEN	SAN RAMON DR	NO	WEeping BOTTLEBRUSH	California Laurel	Brisbane Box	Hollyleaf Cherry	2035
800	1820	EVEN	SANDALWOOD AV	NO	CARROTWOOD	California Laurel	Sweetshade	Golden Trumpet Tree	2036
801	1815	ODD	SANDALWOOD AV	NO	CARROTWOOD	California Laurel	Sweetshade	Golden Trumpet Tree	2037
1900	1934	EVEN	SANDALWOOD AV	NO	ORNAMENTAL PEAR	Bigleaf Maple	Maidenhair Tree		2038
1901	1929	ODD	SANDALWOOD AV	NO	ORNAMENTAL PEAR	Bigleaf Maple	Maidenhair Tree		2039
500	750	EVEN	SANTA BARBARA AV	NO	CANARY ISLAND PINE	Torrey Pine	Afghan Pine		2040
501	751	ODD	SANTA BARBARA AV	NO	CANARY ISLAND PINE	Torrey Pine	Afghan Pine		2041
552	552	EVEN	SANTA BARBARA AV	YES	CANARY ISLAND PINE	Tecate Cypress	Australian Willow		2042
2400	2612	EVEN	SANTA CLARA AV	NO	BRAZILIAN PEPPER	Island Oak	Pink Flame Tree	Engelmann Oak	2043
2401	2605	ODD	SANTA CLARA AV	NO	BRAZILIAN PEPPER	Island Oak	Pink Flame Tree	Engelmann Oak	2044
2412	2412	EVEN	SANTA CLARA AV	YES	NONE	Desert Willow	Chitalpa	Peppermint Tree	2045
201	237	ODD	SANTA CLARA PL	NO	CAPE MYRTLE	Bigleaf Maple	Japanese Pagoda Tree		2046
218	238	EVEN	SANTA CLARA PL	NO	RED CAPE MYRTLE	Western Redbud	Japanese Pagoda Tree		2047
218	218	EVEN	SANTA CLARA PL	NO	RED CAPE MYRTLE	Western Redbud	Japanese Pagoda Tree		2048
225	343	ODD	SANTA FE AV /E	NO	QUEEN PALM	California Fan Palm	Guadalupe Palm		2049
250	300	EVEN	SANTA FE AV /E	NO	CAPE MYRTLE	Bigleaf Maple	Japanese Pagoda Tree		2050
700	720	EVEN	SANTA FE AV /E	NO	SOUTHERN MAGNOLIA	Coast Live Oak	Water Gum	Willow-leaved Peppermint	2051
701	717	ODD	SANTA FE AV /E	NO	SOUTHERN MAGNOLIA	Coast Live Oak	Water Gum	Willow-leaved Peppermint	2052
1100	1100	EVEN	SANTA FE AV /E	NO	CHINESE ELM	Box Elder	Japanese Pagoda Tree		2053
1101	1105	ODD	SANTA FE AV /E	NO	CHINESE ELM	Box Elder	Japanese Pagoda Tree		2054
1102	2046	EVEN	SANTA FE AV /E	NO	CHINESE ELM	Box Elder	Japanese Pagoda Tree		2055
1105	2033	ODD	SANTA FE AV /E	NO	CHINESE ELM	Box Elder	Japanese Pagoda Tree		2056
1112	1112	EVEN	SANTA FE AV /E	YES	NONE	Desert Willow	Chitalpa	Peppermint Tree	2057
1113	1113	ODD	SANTA FE AV /E	YES	CHINESE ELM	Western Redbud	Chinese Fringe Tree		2058
1915	2625	ODD	SANTA FE AV /E	NO	HOLLY OAK	Coast Live Oak	Flame Tree		2059
2300	2626	EVEN	SANTA FE AV /E	NO	HOLLY OAK	Coast Live Oak	Flame Tree		2060
101	147	ODD	SANTA FE AV /W	NO	SOUTHERN MAGNOLIA	Coast Live Oak	Water Gum	Willow-leaved Peppermint	2061
113	113	ODD	SANTA FE AV /W	NO	QUEEN PALM	California Fan Palm	Guadalupe Palm		2062
130	130	EVEN	SANTA FE AV /W	YES	NONE	Desert Willow	Chitalpa	Peppermint Tree	2063
130	130	EVEN	SANTA FE AV /W	YES	NONE	Desert Willow	Chitalpa	Peppermint Tree	2064
130	130	EVEN	SANTA FE AV /W	NO	CAPE MYRTLE	Bigleaf Maple	Japanese Pagoda Tree		2065
201	225	ODD	SANTA FE AV /W	NO	CAPE MYRTLE	Bigleaf Maple	Japanese Pagoda Tree		2066

* = Residential Preservation Zones

** = Partially in the Residential Preservation Zones

City of Fullerton - Master Street Tree Plan

From	To	Street Side	On Street	Utility	Primary By Common Name	SoCal Native Species Option	Non-native Option	Additional Option	Row
3220	3220	EVEN	SANTA MARIA AV	NO	PARAGUAY NIGHTSHADE	Desert Willow	Chitalpa	Chinese Pistache	2067
3200	3250	EVEN	SANTA MONICA AV	NO	NONE	Catalina Ironwood	Pink Trumpet Tree	Peppermint Tree	2068
3211	3211	ODD	SANTA MONICA AV	NO	ORNAMENTAL PEAR	Bigleaf Maple	Maidenhair Tree		2069
3107	3121	ODD	SANTA ROSA PL	NO	CANARY ISLAND PINE	Torrey Pine	Afghan Pine		2070
2400	2628	EVEN	SANTA YSABEL AV	NO	BRAZILIAN PEPPER	Island Oak	Pink Flame Tree	Engelmann Oak	2071
2407	2625	ODD	SANTA YSABEL AV	NO	BRAZILIAN PEPPER	Island Oak	Pink Flame Tree	Engelmann Oak	2072
0	2808	EVEN	SANTIAGO RD	NO	FERN PINE	Torrey Pine	Afghan Pine	Tecate Cypress	2073
2717	2821	ODD	SANTIAGO RD	NO	FERN PINE	Torrey Pine	Afghan Pine	Tecate Cypress	2074
1401	1401	ODD	SAPPHIRE RD	NO	SOUTHERN MAGNOLIA	Coast Live Oak	Water Gum	Willow-leaved Peppermint	2075
1555	1745	ODD	SAPPHIRE RD	NO	SOUTHERN MAGNOLIA	Coast Live Oak	Water Gum	Willow-leaved Peppermint	2076
1600	1706	EVEN	SAPPHIRE RD	NO	SOUTHERN MAGNOLIA	Coast Live Oak	Water Gum	Willow-leaved Peppermint	2077
1600	1700	EVEN	SAPPHIRE RD	NO	SOUTHERN MAGNOLIA	Coast Live Oak	Water Gum	Willow-leaved Peppermint	2078
1750	1750	EVEN	SAPPHIRE RD	NO	SOUTHERN MAGNOLIA	Coast Live Oak	Water Gum	Willow-leaved Peppermint	2079
2700	3030	EVEN	SEQUOIA AV	NO	CARROTWOOD	California Laurel	Sweetshade	Golden Trumpet Tree	2080
2701	3035	ODD	SEQUOIA AV	NO	CARROTWOOD	California Laurel	Sweetshade	Golden Trumpet Tree	2081
2100	2228	EVEN	SERRANO PL	NO	CARROTWOOD	California Laurel	Sweetshade	Golden Trumpet Tree	2082
2101	2233	ODD	SERRANO PL	NO	CARROTWOOD	California Laurel	Sweetshade	Golden Trumpet Tree	2083
1400	1542	EVEN	SHADOW LN	NO	FERN PINE	Torrey Pine	Afghan Pine	Tecate Cypress	2084
1415	1551	ODD	SHADOW LN	NO	FERN PINE	Torrey Pine	Afghan Pine	Tecate Cypress	2085
1506	1506	EVEN	SHADOW LN	NO	NONE	Catalina Ironwood	Pink Trumpet Tree	Peppermint Tree	2086
2600	2620	EVEN	SHAWN LN	NO	SOUTHERN MAGNOLIA	Coast Live Oak	Water Gum	Willow-leaved Peppermint	2087
2601	2625	ODD	SHAWN LN	NO	SOUTHERN MAGNOLIA	Coast Live Oak	Water Gum	Willow-leaved Peppermint	2088
2800	2854	EVEN	SHEFFIELD PL	NO	SAWTOOTH ZELKOVA	California Sycamore	Chinese Pistache		2089
2801	2845	ODD	SHEFFIELD PL	NO	SAWTOOTH ZELKOVA	California Sycamore	Chinese Pistache		2090
3011	3025	ODD	SHEFFIELD PL	NO	NONE	Catalina Ironwood	Pink Trumpet Tree	Peppermint Tree	2091
3012	3030	EVEN	SHEFFIELD PL	NO	CRAPE MYRTLE	Bigleaf Maple	Japanese Pagoda Tree		2092
518	1330	EVEN	SHEPPARD DR	NO	CHINESE ELM	Box Elder	Japanese Pagoda Tree		2093
1100	1130	EVEN	SHEPPARD DR	NO	AMERICAN SWEETGUM	California Sycamore	Rotundiloba Sweetgum	White Alder	2094
1101	1125	ODD	SHEPPARD DR	NO	AMERICAN SWEETGUM	California Sycamore	Rotundiloba Sweetgum	White Alder	2095
1201	1337	ODD	SHEPPARD DR	NO	JACARANDA	Catalina Ironwood	Pink Trumpet Tree		2096
2600	2872	EVEN	SHERWOOD AV	NO	CARROTWOOD	California Laurel	Sweetshade	Golden Trumpet Tree	2097
2601	2875	ODD	SHERWOOD AV	NO	CARROTWOOD	California Laurel	Sweetshade	Golden Trumpet Tree	2098
101	125	ODD	SHORT ST	NO	FIREWHEEL TREE	Island Oak	Pink Flame Tree	Tecate Cypress	2100
900	930	EVEN	SIERRA VISTA DR	NO	CHINESE ELM	Box Elder	Japanese Pagoda Tree		2101
901	921	ODD	SIERRA VISTA DR	NO	CHINESE ELM	Box Elder	Japanese Pagoda Tree		2102
1400	1418	EVEN	SIMI PL	NO	SOUTHERN MAGNOLIA	Coast Live Oak	Water Gum	Willow-leaved Peppermint	2103
1409	1419	ODD	SIMI PL	NO	SOUTHERN MAGNOLIA	Coast Live Oak	Water Gum	Willow-leaved Peppermint	2104
3800	3820	EVEN	SKINNER PL	NO	CRAPE MYRTLE	Bigleaf Maple	Japanese Pagoda Tree		2105
3801	3821	ODD	SKINNER PL	NO	LITTLE GEM MAGNOLIA	Catalina Cherry	Brisbane Box		2106
0	0	EVEN	SKYLINE DR	NO	CALIFORNIA PEPPER	Hollyleaf Cherry	Peppermint Tree		2107
1400	2240	EVEN	SKYLINE DR	NO	CALIFORNIA PEPPER	Hollyleaf Cherry	Peppermint Tree		2108
1925	2201	ODD	SKYLINE DR	NO	CALIFORNIA PEPPER	Hollyleaf Cherry	Peppermint Tree		2109
2001	2271	ODD	SKYLINE DR	YES	CALIFORNIA PEPPER	Catalina Cherry	Hollyleaf Cherry		2110
2136	2240	EVEN	SKYLINE DR	YES	CALIFORNIA PEPPER	Catalina Cherry	Hollyleaf Cherry		2111
1815	1965	ODD	SMOKEWOOD AV	NO	CAMPHOR TREE	Engelmann Oak	Cork Oak	Holly Oak	2112
1816	2092	EVEN	SMOKEWOOD AV	NO	PURPLE ORCHID TREE	Hollyleaf Cherry	Pink Trumpet Tree	Peppermint Tree	2113

* = Residential Preservation Zones

** = Partially in the Residential Preservation Zones

City of Fullerton - Master Street Tree Plan

From	To	Street Side	On Street	Utility	Primary By Common Name	SoCal Native Species Option	Non-native Option	Additional Option	Row	
2001	2109	ODD	SMOKEWOOD AV	NO	PURPLE ORCHID TREE	Hollyleaf Cherry	Pink Trumpet Tree	Peppermint Tree	2114	
1300	1320	EVEN	SORRENTO PL	NO	JACARANDA	Catalina Ironwood	Pink Trumpet Tree		2118	
1311	1311	ODD	SORRENTO PL	NO	JACARANDA	Catalina Ironwood	Pink Trumpet Tree		2119	
101	945	ODD	SOUTHGATE AV	NO	JACARANDA	Catalina Ironwood	Pink Trumpet Tree		2120	
112	132	EVEN	SOUTHGATE AV	NO	JACARANDA	Catalina Ironwood	Pink Trumpet Tree		2121	
117	133	ODD	SOUTHGATE AV	NO	JACARANDA	Catalina Ironwood	Pink Trumpet Tree		2122	
139	1915	ODD	SOUTHGATE AV	NO	JACARANDA	Catalina Ironwood	Pink Trumpet Tree		2123	
150	1920	EVEN	SOUTHGATE AV	NO	JACARANDA	Catalina Ironwood	Pink Trumpet Tree		2124	
300	636	EVEN	SOUTHGATE AV	NO	CHINESE ELM	Box Elder	Japanese Pagoda Tree		2125	
301	901	ODD	SOUTHGATE AV	NO	CHINESE ELM	Box Elder	Japanese Pagoda Tree		2126	
734	740	EVEN	SOUTHGATE AV	NO	SOUTHERN MAGNOLIA	Coast Live Oak	Water Gum	Willow-leaved Peppermint	2127	
735	747	ODD	SOUTHGATE AV	NO	SOUTHERN MAGNOLIA	Coast Live Oak	Water Gum	Willow-leaved Peppermint	2128	
1448	1860	EVEN	SOUTHGATE AV	NO	JACARANDA	Catalina Ironwood	Pink Trumpet Tree		2129	
2920	2996	EVEN	SPARROW DR	NO	CRAPE MYRTLE	Bigleaf Maple	Japanese Pagoda Tree		2130	
2921	2995	ODD	SPARROW DR	NO	JACARANDA	Catalina Ironwood	Pink Trumpet Tree		2131	
2801	2839	ODD	SPRUCE PL	NO	MAJESTIC BEAUTY MAGNOLIA	Catalina Cherry	Brisbane Box		2135	
2808	2838	EVEN	SPRUCE PL	NO	MAJESTIC BEAUTY MAGNOLIA	Catalina Cherry	Brisbane Box		2136	
2900	2910	EVEN	SPRUCE PL	NO	NONE	Catalina Ironwood	Pink Trumpet Tree	Peppermint Tree	2137	
2911	2931	ODD	SPRUCE PL	NO	BOTTLE TREE	Catalina Cherry	Brisbane Box	Willow-Leafed Peppermint	2138	
3000	3042	EVEN	SPRUCE PL	NO	CRAPE MYRTLE	Bigleaf Maple	Japanese Pagoda Tree		2139	
3001	3031	ODD	SPRUCE PL	NO	CRAPE MYRTLE	Bigleaf Maple	Japanese Pagoda Tree		2140	
101	321	ODD	ST COLLEGE BL /N	YES	CRAPE MYRTLE	Western Redbud	Chinese Fringe Tree		2141	
120	3100	EVEN	ST COLLEGE BL /N	NO	CRAPE MYRTLE	Bigleaf Maple	Japanese Pagoda Tree		2142	
125	125	ODD	ST COLLEGE BL /N	YES	HOLLY OAK	Catalina Cherry	Tecate Cypress		2143	
200	200	EVEN	ST COLLEGE BL /N	NO	CRAPE MYRTLE	Bigleaf Maple	Japanese Pagoda Tree		2144	
501	3001	ODD	ST COLLEGE BL /N	NO	CRAPE MYRTLE	Bigleaf Maple	Japanese Pagoda Tree		2145	
501	501	ODD	ST COLLEGE BL /N	NO	CANARY ISLAND PINE	Torrey Pine	Afghan Pine		2146	
600	2700	EVEN	ST COLLEGE BL /N	NO	AFGHAN PINE	Torrey Pine	Deodar Cedar		2147	
1900	2280	EVEN	ST COLLEGE BL /N	YES	CRAPE MYRTLE	Western Redbud	Chinese Fringe Tree		2148	
2100	2100	EVEN	ST COLLEGE BL /N	NO	AFGHAN PINE	Torrey Pine	Deodar Cedar		2149	
2500	2700	EVEN	ST COLLEGE BL /N	NO	CRAPE MYRTLE	Bigleaf Maple	Japanese Pagoda Tree		2150	
2800	2800	EVEN	ST COLLEGE BL /N	NO	CRAPE MYRTLE	Bigleaf Maple	Japanese Pagoda Tree		2151	
2800	2800	EVEN	ST COLLEGE BL /N	NO	CRAPE MYRTLE	Bigleaf Maple	Japanese Pagoda Tree		2152	
300	300	EVEN	ST COLLEGE BL /S	NO	CRAPE MYRTLE	Bigleaf Maple	Japanese Pagoda Tree		2153	
301	347	ODD	ST COLLEGE BL /S	YES	HOLLY OAK	Catalina Cherry	Tecate Cypress		2154	
1265	1265	ODD	ST COLLEGE BL /S	YES	NONE	Desert Willow	Chitalpa	Peppermint Tree	2155	
100	100	EVEN	STANFORD AV	NO	NONE	Catalina Ironwood	Pink Trumpet Tree	Peppermint Tree	2156	
101	101	ODD	STANFORD AV	NO	NONE	Catalina Ironwood	Pink Trumpet Tree	Peppermint Tree	2157	
200	200	EVEN	STANFORD AV	NO	CHINESE ELM	Box Elder	Japanese Pagoda Tree		2158	
**	201	245	ODD	STANFORD AV	NO	JACARANDA	Catalina Ironwood	Pink Trumpet Tree		2159
	220	220	EVEN	STANFORD AV	YES	CHINESE ELM	Western Redbud	Chinese Fringe Tree		2160
	230	230	EVEN	STANFORD AV	YES	JACARANDA	Chinese Fringe Tree	Silk Tree		2161
	240	240	EVEN	STANFORD AV	NO	NONE	Catalina Ironwood	Pink Trumpet Tree	Peppermint Tree	2162
	506	548	EVEN	STANFORD AV	NO	FERN PINE	Torrey Pine	Afghan Pine	Tecate Cypress	2163
	513	543	ODD	STANFORD AV	NO	FERN PINE	Torrey Pine	Afghan Pine	Tecate Cypress	2164
	1000	1248	EVEN	STANFORD AV	NO	INDIAN LAUREL FIG	California Laurel	Flame Tree	Australian Willow	2165

* = Residential Preservation Zones

** = Partially in the Residential Preservation Zones

City of Fullerton - Master Street Tree Plan

From	To	Street Side	On Street	Utility	Primary By Common Name	SoCal Native Species Option	Non-native Option	Additional Option	Row
1001	1241	ODD	STANFORD AV	NO	INDIAN LAUREL FIG	California Laurel	Flame Tree	Australian Willow	2166
1245	1245	ODD	STANFORD AV	YES	EVERGREEN PEAR	Western Redbud	Maidenhair Tree	Purple Leaf Eastern Redbud	2167
300	500	EVEN	STATE COLLEGE BL /S	NO	CRAPE MYRTLE	Bigleaf Maple	Japanese Pagoda Tree		2168
301	501	ODD	STATE COLLEGE BL /S	NO	CRAPE MYRTLE	Bigleaf Maple	Japanese Pagoda Tree		2169
325	325	ODD	STATE COLLEGE BL /S	NO	NONE	Catalina Ironwood	Pink Trumpet Tree	Peppermint Tree	2170
400	400	EVEN	STATE COLLEGE BL /S	NO	MARINA ARBUTUS	California Laurel	Sweetshade	Brisbane Box	2171
800	810	EVEN	STEPHENS AV	YES	CRAPE MYRTLE	Western Redbud	Chinese Fringe Tree		2175
1100	1102	EVEN	SUDENE AV	NO	CHINESE ELM	Box Elder	Japanese Pagoda Tree		2176
1101	1103	ODD	SUDENE AV	NO	CHINESE ELM	Box Elder	Japanese Pagoda Tree		2177
1106	2046	EVEN	SUDENE AV	NO	CHINESE ELM	Box Elder	Japanese Pagoda Tree		2178
1107	2041	ODD	SUDENE AV	NO	CHINESE ELM	Box Elder	Japanese Pagoda Tree		2179
1200	1550	EVEN	SUDENE AV	NO	SOUTHERN MAGNOLIA	Coast Live Oak	Water Gum	Willow-leaved Peppermint	2180
1205	1549	ODD	SUDENE AV	NO	SOUTHERN MAGNOLIA	Coast Live Oak	Water Gum	Willow-leaved Peppermint	2181
1210	1210	EVEN	SUDENE AV	YES	NONE	Desert Willow	Chitalpa	Peppermint Tree	2182
1500	1516	EVEN	SUMMIT CIR	NO	SOUTHERN MAGNOLIA	Coast Live Oak	Water Gum	Willow-leaved Peppermint	2183
1501	1517	ODD	SUMMIT CIR	NO	SOUTHERN MAGNOLIA	Coast Live Oak	Water Gum	Willow-leaved Peppermint	2184
1407	1537	ODD	SUNNY CREST DR	NO	EVERGREEN PEAR	Box Elder	Maidenhair Tree	Purple Leaf Eastern Redbud	2185
1410	1618	EVEN	SUNNY CREST DR	NO	EVERGREEN PEAR	Box Elder	Maidenhair Tree	Purple Leaf Eastern Redbud	2186
1528	1706	EVEN	SUNNY CREST DR	NO	ORNAMENTAL PEAR	Bigleaf Maple	Maidenhair Tree		2187
1613	1619	ODD	SUNNY CREST DR	NO	EVERGREEN PEAR	Box Elder	Maidenhair Tree	Purple Leaf Eastern Redbud	2188
1700	1718	EVEN	SUNNY CREST DR	NO	ORNAMENTAL PEAR	Bigleaf Maple	Maidenhair Tree		2189
1709	1717	ODD	SUNNY CREST DR	NO	AMERICAN SWEETGUM	California Sycamore	Rotundiloba Sweetgum	White Alder	2190
0	0	EVEN	SUNNY HILLS RD /E	NO	NONE	Catalina Ironwood	Pink Trumpet Tree	Peppermint Tree	2191
624	624	EVEN	SUNNY HILLS RD /E	NO	CHINESE FLAME TREE	California Sycamore	Japanese Pagoda Tree		2192
724	750	EVEN	SUNNY HILLS RD /E	NO	CHINESE FLAME TREE	California Sycamore	Japanese Pagoda Tree		2193
725	749	ODD	SUNNY HILLS RD /E	NO	BRISBANE BOX	California Laurel	Cajeput Tree		2194
401	441	ODD	SUNNY HILLS RD /W	NO	CARROTWOOD	California Laurel	Sweetshade	Golden Trumpet Tree	2195
416	430	EVEN	SUNNY HILLS RD /W	NO	CARROTWOOD	California Laurel	Sweetshade	Golden Trumpet Tree	2196
1700	1736	EVEN	SUNNY KNOLL	NO	CHINESE ELM	Box Elder	Japanese Pagoda Tree		2197
1701	1737	ODD	SUNNY KNOLL	NO	CHINESE ELM	Box Elder	Japanese Pagoda Tree		2198
0	0	EVEN	SUNNY RIDGE DR	NO	SILVER DOLLAR GUM	Catalina Ironwood	Willow-Leafed Peppermint	Interior Live Oak	2199
1090	1950	EVEN	SUNNY RIDGE DR	NO	CRAPE MYRTLE	Bigleaf Maple	Japanese Pagoda Tree		2200
1101	1701	ODD	SUNNY RIDGE DR	NO	CRAPE MYRTLE	Bigleaf Maple	Japanese Pagoda Tree		2201
1301	1301	ODD	SUNNY RIDGE DR	NO	CALIFORNIA SYCAMORE	Bigleaf Maple	True Green Chinese Elm		2202
2800	3212	EVEN	SUNNYWOOD DR	NO	SOUTHERN MAGNOLIA	Coast Live Oak	Water Gum	Willow-leaved Peppermint	2203
2813	3213	ODD	SUNNYWOOD DR	NO	SOUTHERN MAGNOLIA	Coast Live Oak	Water Gum	Willow-leaved Peppermint	2204
2819	2819	ODD	SUNNYWOOD DR	NO	STUMP	California Laurel	Cajeput Tree	Brisbane Box	2205
1508	1700	EVEN	SUNRISE LN	NO	MAIDENHAIR TREE	California Sycamore	London Plane		2206
1509	1815	ODD	SUNRISE LN	NO	AMERICAN SWEETGUM	California Sycamore	Rotundiloba Sweetgum	White Alder	2207
1500	1956	EVEN	SUNSET LN	NO	MAIDENHAIR TREE	California Sycamore	London Plane		2208
1509	2065	ODD	SUNSET LN	NO	MAIDENHAIR TREE	California Sycamore	London Plane		2209
200	324	EVEN	SWEET AV	NO	PURPLE ORCHID TREE	Hollyleaf Cherry	Pink Trumpet Tree	Peppermint Tree	2210
201	325	ODD	SWEET AV	NO	PURPLE ORCHID TREE	Hollyleaf Cherry	Pink Trumpet Tree	Peppermint Tree	2211
212	212	EVEN	SWEET AV	NO	NONE	Catalina Ironwood	Pink Trumpet Tree	Peppermint Tree	2212
501	601	ODD	SYCAMORE AV	NO	SOUTHERN MAGNOLIA	Coast Live Oak	Water Gum	Willow-leaved Peppermint	2213
508	530	EVEN	SYCAMORE AV	NO	SOUTHERN MAGNOLIA	Coast Live Oak	Water Gum	Willow-leaved Peppermint	2214

* = Residential Preservation Zones

** = Partially in the Residential Preservation Zones

City of Fullerton - Master Street Tree Plan

From	To	Street Side	On Street	Utility	Primary By Common Name	SoCal Native Species Option	Non-native Option	Additional Option	Row
542	1600	EVEN	SYCAMORE AV	NO	SOUTHERN MAGNOLIA	Coast Live Oak	Water Gum	Willow-leaved Peppermint	2215
578	578	EVEN	SYCAMORE AV	NO	SOUTHERN MAGNOLIA	Coast Live Oak	Water Gum	Willow-leaved Peppermint	2216
609	1601	ODD	SYCAMORE AV	NO	YEW PINE	Torrey Pine	Afghan Pine	Deodar Cedar	2217
1200	1200	EVEN	SYCAMORE AV	YES	QUEENSLAND PITTOSPORUM	Catalina Cherry	Water Gum	Hollyleaf Cherry	2218
1401	1535	ODD	SYCAMORE AV	NO	AMERICAN SWEETGUM	California Sycamore	Rotundiloba Sweetgum	White Alder	2219
1406	1536	EVEN	SYCAMORE AV	NO	AMERICAN SWEETGUM	California Sycamore	Rotundiloba Sweetgum	White Alder	2220
800	816	EVEN	TAMARACK DR /N	NO	NONE	Catalina Ironwood	Pink Trumpet Tree	Peppermint Tree	2221
801	809	ODD	TAMARACK DR /N	NO	NONE	Catalina Ironwood	Pink Trumpet Tree	Peppermint Tree	2222
506	720	EVEN	TAMARACK DR /S	NO	SAINT MARY MAGNOLIA	California Laurel	Brisbane Box		2223
507	719	ODD	TAMARACK DR /S	NO	SAINT MARY MAGNOLIA	California Laurel	Brisbane Box		2224
609	1019	ODD	TAMARACK DR /S	NO	CARROTWOOD	California Laurel	Sweetshade	Golden Trumpet Tree	2225
609	609	ODD	TAMARACK DR /S	NO	NONE	Catalina Ironwood	Pink Trumpet Tree	Peppermint Tree	2226
924	1018	EVEN	TAMARACK DR /S	NO	CARROTWOOD	California Laurel	Sweetshade	Golden Trumpet Tree	2227
2500	2660	EVEN	TARRYTOWN DR	NO	ORNAMENTAL PEAR	Bigleaf Maple	Maidenhair Tree		2228
2511	2655	ODD	TARRYTOWN DR	NO	ORNAMENTAL PEAR	Bigleaf Maple	Maidenhair Tree		2229
3000	3012	EVEN	TEAK PL	NO	SOUTHERN MAGNOLIA	Coast Live Oak	Water Gum	Willow-leaved Peppermint	2230
3001	3013	ODD	TEAK PL	NO	SOUTHERN MAGNOLIA	Coast Live Oak	Water Gum	Willow-leaved Peppermint	2231
2820	2870	EVEN	TEAL DR	NO	JACARANDA	Catalina Ironwood	Pink Trumpet Tree		2232
2831	2865	ODD	TEAL DR	NO	JACARANDA	Catalina Ironwood	Pink Trumpet Tree		2233
2100	2160	EVEN	TERI PL	NO	JACARANDA	Catalina Ironwood	Pink Trumpet Tree		2234
2101	2161	ODD	TERI PL	NO	JACARANDA	Catalina Ironwood	Pink Trumpet Tree		2235
3906	3918	EVEN	TERMINO PL	NO	CRAPE MYRTLE	Bigleaf Maple	Japanese Pagoda Tree		2236
3909	3917	ODD	TERMINO PL	NO	CRAPE MYRTLE	Bigleaf Maple	Japanese Pagoda Tree		2237
0	2242	EVEN	TERRAZA PL	NO	CANARY ISLAND PINE	Torrey Pine	Afghan Pine		2238
2000	3120	EVEN	TERRAZA PL	NO	CANARY ISLAND PINE	Torrey Pine	Afghan Pine		2239
2001	3119	ODD	TERRAZA PL	NO	CANARY ISLAND PINE	Torrey Pine	Afghan Pine		2240
2201	2201	ODD	TERRAZA PL	NO	CANARY ISLAND PINE	Torrey Pine	Afghan Pine		2241
3600	3600	EVEN	TETON DR	NO	SOUTHERN MAGNOLIA	Coast Live Oak	Water Gum	Willow-leaved Peppermint	2242
3601	3625	ODD	TETON DR	NO	SOUTHERN MAGNOLIA	Coast Live Oak	Water Gum	Willow-leaved Peppermint	2243
1800	1910	EVEN	THOMAS WY	NO	CHINESE ELM	Box Elder	Japanese Pagoda Tree		2244
1821	1917	ODD	THOMAS WY	NO	CHINESE ELM	Box Elder	Japanese Pagoda Tree		2245
147	221	ODD	THOMPSON AV	NO	CRAPE MYRTLE	Bigleaf Maple	Japanese Pagoda Tree		2246
208	222	EVEN	THOMPSON AV	NO	CARROTWOOD	California Laurel	Sweetshade	Golden Trumpet Tree	2247
2400	2412	EVEN	THORN PL	NO	BRAZILIAN PEPPER	Island Oak	Pink Flame Tree	Engelmann Oak	2248
2401	2413	ODD	THORN PL	NO	SAWTOOTH ZELKOVA	California Sycamore	Chinese Pistache		2249
2500	2548	EVEN	THORN PL	NO	CHINESE ELM	Box Elder	Japanese Pagoda Tree		2250
2501	2549	ODD	THORN PL	NO	CHINESE TALLOW TREE	California Sycamore	Japanese Pagoda Tree	Desert Willow	2251
2501	2501	ODD	THORN PL	NO	NONE	Catalina Ironwood	Pink Trumpet Tree	Peppermint Tree	2252
2501	2635	ODD	TIFFANY PL	NO	FERN PINE	Torrey Pine	Afghan Pine	Tecate Cypress	2253
2510	2636	EVEN	TIFFANY PL	NO	FERN PINE	Torrey Pine	Afghan Pine	Tecate Cypress	2254
695	695	ODD	TITAN DR	NO	NONE	Catalina Ironwood	Pink Trumpet Tree	Peppermint Tree	2255
3001	3371	ODD	TOPAZ LN	NO	AFGHAN PINE	Torrey Pine	Deodar Cedar		2256
3008	3360	EVEN	TOPAZ LN	NO	CAMPHOR TREE	Engelmann Oak	Cork Oak	Holly Oak	2257
3200	3200	EVEN	TOPAZ LN	NO	AFGHAN PINE	Torrey Pine	Deodar Cedar		2258
3201	3201	ODD	TOPAZ LN	NO	QUEENSLAND PITTOSPORUM	Hollyleaf Cherry	Sweet Bay	Sweetshade	2259
700	754	EVEN	TOUSSAU DR	NO	CRAPE MYRTLE	Bigleaf Maple	Japanese Pagoda Tree		2260

* = Residential Preservation Zones

** = Partially in the Residential Preservation Zones

City of Fullerton - Master Street Tree Plan

From	To	Street Side	On Street	Utility	Primary By Common Name	SoCal Native Species Option	Non-native Option	Additional Option	Row
701	757	ODD	TOUSSAU DR	NO	CAPE MYRTLE	Bigleaf Maple	Japanese Pagoda Tree		2261
2800	2896	EVEN	TREEVIEW PL	NO	SOUTHERN MAGNOLIA	Coast Live Oak	Water Gum	Willow-leaved Peppermint	2267
2805	2895	ODD	TREEVIEW PL	NO	SOUTHERN MAGNOLIA	Coast Live Oak	Water Gum	Willow-leaved Peppermint	2268
2911	2955	ODD	TREEVIEW PL	NO	CAPE MYRTLE	Bigleaf Maple	Japanese Pagoda Tree		2269
2922	2952	EVEN	TREEVIEW PL	NO	CAPE MYRTLE	Bigleaf Maple	Japanese Pagoda Tree		2270
2500	2638	EVEN	TRIESTE WY	NO	ORNAMENTAL PEAR	Bigleaf Maple	Maidenhair Tree		2271
2501	2665	ODD	TRIESTE WY	NO	AUTUMN GOLD GINKGO	California Sycamore	London Plane		2272
400	406	EVEN	TRUMAN AV	NO	HOLLY OAK	Coast Live Oak	Flame Tree		2273
401	415	ODD	TRUMAN AV	NO	HOLLY OAK	Coast Live Oak	Flame Tree		2274
100	100	EVEN	TRUSLOW AV /E	NO	MEXICAN FAN PALM	California Fan Palm	Guadalupe Palm	Queen Palm	2275
101	527	ODD	TRUSLOW AV /E	NO	CHINESE ELM	Box Elder	Japanese Pagoda Tree		2276
118	334	EVEN	TRUSLOW AV /E	YES	CHINESE ELM	Western Redbud	Chinese Fringe Tree		2277
204	230	EVEN	TRUSLOW AV /E	NO	NONE	Catalina Ironwood	Pink Trumpet Tree	Peppermint Tree	2278
313	313	ODD	TRUSLOW AV /E	NO	CHINESE ELM	Box Elder	Japanese Pagoda Tree		2279
341	509	ODD	TRUSLOW AV /E	NO	CHINESE ELM	Box Elder	Japanese Pagoda Tree		2280
400	528	EVEN	TRUSLOW AV /E	NO	CHINESE ELM	Box Elder	Japanese Pagoda Tree		2281
100	100	EVEN	TRUSLOW AV /W	NO	MEXICAN FAN PALM	California Fan Palm	Guadalupe Palm	Queen Palm	2282
100	100	EVEN	TRUSLOW AV /W	NO	GOLD MEDALLION TREE	Hollyleaf Cherry	Chinese Flame Tree	Peppermint Tree	2283
101	381	ODD	TRUSLOW AV /W	NO	QUEEN PALM	California Fan Palm	Guadalupe Palm		2284
102	102	EVEN	TRUSLOW AV /W	NO	RUSTY LEAF FIG	California Laurel	Southern Live Oak	Sweet Bay	2285
120	382	EVEN	TRUSLOW AV /W	YES	JACARANDA	Catalina Cherry	Silk Tree		2286
390	390	EVEN	TRUSLOW AV /W	YES	CHINESE ELM	Western Redbud	Chinese Fringe Tree		2288
100	100	EVEN	TURNER AV	NO	QUEENSLAND PITTOSPORUM	Hollyleaf Cherry	Sweet Bay	Sweetshade	2291
105	151	ODD	TURNER AV	NO	JACARANDA	Catalina Ironwood	Pink Trumpet Tree		2292
108	208	EVEN	TURNER AV	NO	JACARANDA	Catalina Ironwood	Pink Trumpet Tree		2293
109	223	ODD	TURNER AV	YES	JACARANDA	Catalina Cherry	Silk Tree		2294
130	130	EVEN	TURNER AV	NO	JACARANDA	Catalina Ironwood	Pink Trumpet Tree		2295
130	200	EVEN	TURNER AV	NO	JACARANDA	Catalina Ironwood	Pink Trumpet Tree		2296
139	139	ODD	TURNER AV	YES	NONE	Desert Willow	Chitalpa	Peppermint Tree	2297
214	236	EVEN	TURNER AV	NO	JACARANDA	Catalina Ironwood	Pink Trumpet Tree		2298
227	231	ODD	TURNER AV	NO	NONE	Catalina Ironwood	Pink Trumpet Tree	Peppermint Tree	2299
3000	3210	EVEN	TWILIGHT DR	NO	CAMPHOR TREE	Engelmann Oak	Cork Oak	Holly Oak	2300
3000	3000	EVEN	TWILIGHT DR	NO	HOLLYWOOD JUNIPER	Tecate Cypress	Chitalpa	Hollyleaf Cherry	2301
3001	3213	ODD	TWILIGHT DR	NO	CAMPHOR TREE	Engelmann Oak	Cork Oak	Holly Oak	2302
100	100	EVEN	UNION AV /E	YES	FERN PINE	Tecate Cypress	Pink Flame Tree	Desert Willow	2303
* 114	114	EVEN	UNION AV /E	YES	YEW PINE	Tecate Cypress	Pink Flame Tree	Desert Willow	2304
** 115	2019	ODD	UNION AV /E	NO	CAPE MYRTLE	Bigleaf Maple	Japanese Pagoda Tree		2305
** 116	2018	EVEN	UNION AV /E	NO	CAPE MYRTLE	Bigleaf Maple	Japanese Pagoda Tree		2306
* 126	144	EVEN	UNION AV /E	NO	CAPE MYRTLE	Bigleaf Maple	Japanese Pagoda Tree		2307
800	1624	EVEN	UNION AV /E	NO	CHINESE ELM	Box Elder	Japanese Pagoda Tree		2308
801	1623	ODD	UNION AV /E	NO	CHINESE ELM	Box Elder	Japanese Pagoda Tree		2309
101	101	ODD	UNION AV /W	NO	NONE	Catalina Ironwood	Pink Trumpet Tree	Peppermint Tree	2310
112	230	EVEN	UNION AV /W	NO	BRAZILIAN PEPPER	Island Oak	Pink Flame Tree	Engelmann Oak	2311
113	121	ODD	UNION AV /W	NO	CAPE MYRTLE	Bigleaf Maple	Japanese Pagoda Tree		2312
135	135	ODD	UNION AV /W	NO	BRAZILIAN PEPPER	Island Oak	Pink Flame Tree	Engelmann Oak	2313
135	135	ODD	UNION AV /W	NO	NONE	Catalina Ironwood	Pink Trumpet Tree	Peppermint Tree	2314

* = Residential Preservation Zones

** = Partially in the Residential Preservation Zones

City of Fullerton - Master Street Tree Plan

From	To	Street Side	On Street	Utility	Primary By Common Name	SoCal Native Species Option	Non-native Option	Additional Option	Row
135	135	ODD	UNION AV /W	YES	CRAPE MYRTLE	Western Redbud	Chinese Fringe Tree		2315
2900	2900	EVEN	VACANT SITE	YES	CRAPE MYRTLE	Western Redbud	Chinese Fringe Tree		2319
**	101	247	ODD	VALENCIA DR /E	NO	JACARANDA	Catalina Ironwood	Pink Trumpet Tree	2320
**	112	1500	EVEN	VALENCIA DR /E	NO	JACARANDA	Catalina Ironwood	Pink Trumpet Tree	2321
300	344	EVEN	VALENCIA DR /E	NO	CHINESE ELM	Box Elder	Japanese Pagoda Tree		2322
309	345	ODD	VALENCIA DR /E	NO	CHINESE ELM	Box Elder	Japanese Pagoda Tree		2323
416	1400	EVEN	VALENCIA DR /E	NO	BRONZE LOQUAT	Hollyleaf Cherry	Flame Tree	Sweetshade	2324
425	529	ODD	VALENCIA DR /E	NO	CHINESE ELM	Box Elder	Japanese Pagoda Tree		2325
450	1194	EVEN	VALENCIA DR /E	NO	BRISBANE BOX	California Laurel	Cajeput Tree		2326
1194	1194	EVEN	VALENCIA DR /E	YES	BRISBANE BOX	Catalina Cherry	Magnolia		2327
100	400	EVEN	VALENCIA DR /W	NO	ROUND-LEAFED SWEETGUM	California Sycamore	London Plane		2328
101	147	ODD	VALENCIA DR /W	NO	JACARANDA	Catalina Ironwood	Pink Trumpet Tree		2329
114	1050	EVEN	VALENCIA DR /W	NO	SOUTHERN MAGNOLIA	Coast Live Oak	Water Gum	Willow-leafed Peppermint	2330
201	2415	ODD	VALENCIA DR /W	NO	JACARANDA	Catalina Ironwood	Pink Trumpet Tree		2331
240	240	EVEN	VALENCIA DR /W	NO	NONE	Catalina Ironwood	Pink Trumpet Tree	Peppermint Tree	2332
303	2353	ODD	VALENCIA DR /W	NO	SOUTHERN MAGNOLIA	Coast Live Oak	Water Gum	Willow-leafed Peppermint	2333
1000	1000	EVEN	VALENCIA DR /W	NO	ORNAMENTAL PEAR	Bigleaf Maple	Maidenhair Tree		2334
1108	2350	EVEN	VALENCIA DR /W	YES	CHINESE ELM	Western Redbud	Chinese Fringe Tree		2335
1834	3950	EVEN	VALENCIA DR /W	YES	YEW PINE	Desert Willow	Pink Flame Tree	Catalina Cherry	2336
1875	3621	ODD	VALENCIA DR /W	NO	CHINESE ELM	Box Elder	Japanese Pagoda Tree		2337
1939	1943	ODD	VALENCIA DR /W	YES	CHINESE ELM	Western Redbud	Chinese Fringe Tree		2338
2355	2355	ODD	VALENCIA DR /W	NO	CHINESE ELM	Box Elder	Japanese Pagoda Tree		2339
2400	2524	EVEN	VALENCIA DR /W	YES	CHINESE ELM	Western Redbud	Chinese Fringe Tree		2340
4100	4100	EVEN	VALENCIA DR /W	NO	BRISBANE BOX	California Laurel	Cajeput Tree		2341
100	124	EVEN	VALENCIA MESA DR /W	NO	NONE	Catalina Ironwood	Pink Trumpet Tree	Peppermint Tree	2342
135	235	ODD	VALENCIA MESA DR /W	NO	CANARY ISLAND PINE	Torrey Pine	Afghan Pine		2343
200	332	EVEN	VALENCIA MESA DR /W	YES	EVERGREEN PEAR	Western Redbud	Maidenhair Tree	Purple Leaf Eastern Redbud	2344
301	301	ODD	VALENCIA MESA DR /W	NO	CANARY ISLAND PINE	Torrey Pine	Afghan Pine		2345
301	301	ODD	VALENCIA MESA DR /W	NO	CANARY ISLAND PINE	Torrey Pine	Afghan Pine		2346
1334	1344	EVEN	VALENCIA MESA DR /W	NO	CALIFORNIA PEPPER	Hollyleaf Cherry	Peppermint Tree		2347
3000	3000	EVEN	VALERA WY	NO	NONE	Catalina Ironwood	Pink Trumpet Tree	Peppermint Tree	2349
3001	3009	ODD	VALERA WY	NO	NONE	Catalina Ironwood	Pink Trumpet Tree	Peppermint Tree	2350
1219	1275	ODD	VALLE VISTA DR	NO	HOLLY OAK	Coast Live Oak	Flame Tree		2351
1224	1332	EVEN	VALLE VISTA DR	NO	CRAPE MYRTLE	Box Elder	Japanese Pagoda Tree		2352
1600	1650	EVEN	VALLEY LN	NO	SOUTHERN MAGNOLIA	Coast Live Oak	Water Gum	Willow-leafed Peppermint	2353
1601	1649	ODD	VALLEY LN	NO	CAMPHOR TREE	Engelmann Oak	Cork Oak	Holly Oak	2354
100	100	EVEN	VALLEY VIEW DR /E	YES	YEW PINE	Tecate Cypress	Pink Flame Tree	Desert Willow	2355
100	300	EVEN	VALLEY VIEW DR /W	NO	CRAPE MYRTLE	Box Elder	Japanese Pagoda Tree		2356
101	325	ODD	VALLEY VIEW DR /W	NO	CRAPE MYRTLE	Box Elder	Japanese Pagoda Tree		2357
200	300	EVEN	VALLEY VIEW DR /W	NO	SILK-FLOSS TREE	Interior Live Oak	Red Flowering Gum	Water Gum	2358
300	300	EVEN	VALLEY VIEW DR /W	NO	SILK-FLOSS TREE	Interior Live Oak	Red Flowering Gum	Water Gum	2359
325	461	ODD	VALLEY VIEW DR /W	NO	BRAZILIAN PEPPER	Island Oak	Pink Flame Tree	Engelmann Oak	2360
342	460	EVEN	VALLEY VIEW DR /W	NO	BRAZILIAN PEPPER	Island Oak	Pink Flame Tree	Engelmann Oak	2361
500	636	EVEN	VALLEY VIEW DR /W	NO	SOUTHERN MAGNOLIA	Coast Live Oak	Water Gum	Willow-leafed Peppermint	2362
501	1345	ODD	VALLEY VIEW DR /W	NO	CHINESE ELM	Box Elder	Japanese Pagoda Tree		2363
601	639	ODD	VALLEY VIEW DR /W	NO	CHINESE ELM	Box Elder	Japanese Pagoda Tree		2364

* = Residential Preservation Zones

** = Partially in the Residential Preservation Zones

City of Fullerton - Master Street Tree Plan

From	To	Street Side	On Street	Utility	Primary By Common Name	SoCal Native Species Option	Non-native Option	Additional Option	Row
700	1168	EVEN	VALLEY VIEW DR /W	NO	CHINESE ELM	Box Elder	Japanese Pagoda Tree		2365
1318	1336	EVEN	VALLEY VIEW DR /W	YES	JACARANDA	Catalina Cherry	Silk Tree		2366
900	940	EVEN	VALLEY VIEW PL	NO	CRAPE MYRTLE	Box Elder	Japanese Pagoda Tree		2367
913	941	ODD	VALLEY VIEW PL	NO	CRAPE MYRTLE	Box Elder	Japanese Pagoda Tree		2368
1900	1900	EVEN	VALWOOD DR	NO	LEMON BOTTLEBRUSH	California Laurel	Cajeput Tree	Water Gum	2369
1901	2111	ODD	VALWOOD DR	NO	CARROTWOOD	California Laurel	Sweetshade	Golden Trumpet Tree	2370
2800	2800	EVEN	VANDERGRIFT DR	NO	NONE	Catalina Ironwood	Pink Trumpet Tree	Peppermint Tree	2371
2801	2801	ODD	VANDERGRIFT DR	NO	NONE	Catalina Ironwood	Pink Trumpet Tree	Peppermint Tree	2372
200	212	EVEN	VENTURA PL	NO	MAIDENHAIR TREE	California Sycamore	London Plane		2373
201	223	ODD	VENTURA PL	NO	MAIDENHAIR TREE	California Sycamore	London Plane		2374
2000	2000	EVEN	VERDUGO PL	NO	NONE	Catalina Ironwood	Pink Trumpet Tree	Peppermint Tree	2375
2001	2025	ODD	VERDUGO PL	NO	SOUTHERN MAGNOLIA	Coast Live Oak	Water Gum	Willow-leaved Peppermint	2376
115	125	ODD	VERMONT AV /N	NO	NONE	Catalina Ironwood	Pink Trumpet Tree	Peppermint Tree	2377
100	120	EVEN	VERMONT AV /S	NO	CHINESE ELM	Box Elder	Japanese Pagoda Tree		2378
101	127	ODD	VERMONT AV /S	NO	CHINESE ELM	Box Elder	Japanese Pagoda Tree		2379
900	1088	EVEN	VERONA DR	NO	AUSTRALIAN WILLOW	Desert Willow	Peppermint Tree		2380
901	1097	ODD	VERONA DR	NO	AUSTRALIAN WILLOW	Desert Willow	Peppermint Tree		2381
2100	2224	EVEN	VIA CALIENTE	NO	ORNAMENTAL PEAR	Bigleaf Maple	Maidenhair Tree		2382
2101	2229	ODD	VIA CALIENTE	NO	VICTORIAN BOX	Hollyleaf Cherry	Sweetshade	Catalina Cherry	2383
500	560	EVEN	VIA CODO	NO	CANARY ISLAND PINE	Torrey Pine	Afghan Pine		2384
501	561	ODD	VIA CODO	NO	CANARY ISLAND PINE	Torrey Pine	Afghan Pine		2385
2225	2275	ODD	VIA INGRESO	NO	QUEEN PALM	California Fan Palm	Guadalupe Palm		2386
2230	2278	EVEN	VIA INGRESO	NO	NONE	Catalina Ironwood	Pink Trumpet Tree	Peppermint Tree	2387
1600	1748	EVEN	VIA MIRADA	NO	NONE	Catalina Ironwood	Pink Trumpet Tree	Peppermint Tree	2388
1601	1725	ODD	VIA MIRADA	NO	ORNAMENTAL PEAR	Bigleaf Maple	Maidenhair Tree		2389
2000	2030	EVEN	VIA MIRADA	NO	LEMON BOTTLEBRUSH	California Laurel	Cajeput Tree	Water Gum	2390
2001	2033	ODD	VIA MIRADA	NO	NONE	Catalina Ironwood	Pink Trumpet Tree	Peppermint Tree	2391
0	1450	EVEN	VICTORIA DR	NO	EVERGREEN PEAR	Box Elder	Maidenhair Tree	Purple Leaf Eastern Redbud	2392
1300	2240	EVEN	VICTORIA DR	NO	AMERICAN SWEETGUM	California Sycamore	Rotundiloba Sweetgum	White Alder	2393
1301	2031	ODD	VICTORIA DR	NO	CHINESE ELM	Box Elder	Japanese Pagoda Tree		2394
1312	2114	EVEN	VICTORIA DR	NO	CHINESE ELM	Box Elder	Japanese Pagoda Tree		2395
1331	1331	ODD	VICTORIA DR	NO	ORNAMENTAL PEAR	Bigleaf Maple	Maidenhair Tree		2396
1457	1457	ODD	VICTORIA DR	YES	CHINESE ELM	Western Redbud	Chinese Fringe Tree		2397
2101	2241	ODD	VICTORIA DR	NO	AMERICAN SWEETGUM	California Sycamore	Rotundiloba Sweetgum	White Alder	2398
200	218	EVEN	VINE AV	NO	CARROTWOOD	California Laurel	Sweetshade	Golden Trumpet Tree	2399
213	221	ODD	VINE AV	NO	CARROTWOOD	California Laurel	Sweetshade	Golden Trumpet Tree	2400
600	1106	EVEN	VINE AV	NO	SOUTHERN MAGNOLIA	Coast Live Oak	Water Gum	Willow-leaved Peppermint	2401
601	1113	ODD	VINE AV	NO	SOUTHERN MAGNOLIA	Coast Live Oak	Water Gum	Willow-leaved Peppermint	2402
700	700	EVEN	VINE AV	YES	NONE	Desert Willow	Chitalpa	Peppermint Tree	2403
720	720	EVEN	VINE AV	NO	NONE	Catalina Ironwood	Pink Trumpet Tree	Peppermint Tree	2404
1300	1300	EVEN	VINE AV	NO	CRAPE MYRTLE	Box Elder	Japanese Pagoda Tree		2405
1301	1301	ODD	VINE AV	YES	NONE	Desert Willow	Chitalpa	Peppermint Tree	2406
0	512	EVEN	VIRGINIA RD	NO	AUSTRALIAN WILLOW	Desert Willow	Peppermint Tree		2407
513	757	ODD	VIRGINIA RD	NO	CARROTWOOD	California Laurel	Sweetshade	Golden Trumpet Tree	2408
700	758	EVEN	VIRGINIA RD	NO	CRAPE MYRTLE	Box Elder	Japanese Pagoda Tree		2409
701	701	ODD	VIRGINIA RD	NO	CRAPE MYRTLE	Box Elder	Japanese Pagoda Tree		2410

* = Residential Preservation Zones

** = Partially in the Residential Preservation Zones

City of Fullerton - Master Street Tree Plan

From	To	Street Side	On Street	Utility	Primary By Common Name	SoCal Native Species Option	Non-native Option	Additional Option	Row
1400	2318	EVEN	VIRGINIA RD	NO	AUSTRALIAN WILLOW	Desert Willow	Peppermint Tree		2411
1401	2325	ODD	VIRGINIA RD	NO	AUSTRALIAN WILLOW	Desert Willow	Peppermint Tree		2412
1400	1400	EVEN	VISTA DEL MAR DR	NO	INDIAN LAUREL FIG	California Laurel	Flame Tree	Australian Willow	2413
1407	1407	ODD	VISTA DEL MAR DR	NO	INDIAN LAUREL FIG	California Laurel	Flame Tree	Australian Willow	2414
101	101	ODD	WALDO AV	NO	SOUTHERN MAGNOLIA	Coast Live Oak	Water Gum	Willow-leafed Peppermint	2418
108	124	EVEN	WALDO AV	NO	CHINESE ELM	Box Elder	Japanese Pagoda Tree		2419
115	201	ODD	WALDO AV	YES	NONE	Desert Willow	Chitalpa	Peppermint Tree	2420
117	241	ODD	WALDO AV	YES	CHINESE ELM	Western Redbud	Chinese Fringe Tree		2421
128	232	EVEN	WALDO AV	NO	CHINESE ELM	California Sycamore	Japanese Pagoda Tree		2422
200	250	EVEN	WALDO AV	NO	CHINESE ELM	California Sycamore	Japanese Pagoda Tree		2423
2500	2616	EVEN	WALLACE AV	NO	SOUTHERN MAGNOLIA	Coast Live Oak	Water Gum	Willow-leafed Peppermint	2424
2501	2621	ODD	WALLACE AV	NO	SOUTHERN MAGNOLIA	Coast Live Oak	Water Gum	Willow-leafed Peppermint	2425
101	201	ODD	WALNUT AV /E	NO	CHINESE ELM	California Sycamore	Japanese Pagoda Tree		2426
150	190	EVEN	WALNUT AV /E	NO	DATE PALM	California Fan Palm	Queen Palm		2427
190	190	EVEN	WALNUT AV /E	NO	BRISBANE BOX	California Laurel	Cajeput Tree		2428
200	200	EVEN	WALNUT AV /E	NO	BRISBANE BOX	California Laurel	Cajeput Tree		2429
200	200	EVEN	WALNUT AV /E	YES	BRISBANE BOX	Catalina Cherry	Magnolia		2430
201	1131	ODD	WALNUT AV /E	NO	CHINESE ELM	California Sycamore	Japanese Pagoda Tree		2431
301	1015	ODD	WALNUT AV /E	NO	CHINESE ELM	California Sycamore	Japanese Pagoda Tree		2432
615	1001	ODD	WALNUT AV /E	NO	SOUTHERN MAGNOLIA	Coast Live Oak	Water Gum	Willow-leafed Peppermint	2433
800	816	EVEN	WALNUT AV /E	NO	NONE	Catalina Ironwood	Pink Trumpet Tree	Peppermint Tree	2434
1012	1132	EVEN	WALNUT AV /E	NO	CHINESE ELM	California Sycamore	Japanese Pagoda Tree		2435
1526	2398	EVEN	WALNUT AV /E	NO	CARROTWOOD	California Laurel	Sweetshade	Golden Trumpet Tree	2436
2001	2385	ODD	WALNUT AV /E	YES	CARROTWOOD	Hollyleaf Cherry	Island Oak	Pink Trumpet Tree	2437
200	300	EVEN	WALNUT AV /W	NO	CRAPE MYRTLE	Box Elder	Japanese Pagoda Tree		2438
201	301	ODD	WALNUT AV /W	NO	CRAPE MYRTLE	Box Elder	Japanese Pagoda Tree		2439
1600	2120	EVEN	WALNUT AV /W	NO	CHINESE ELM	California Sycamore	Japanese Pagoda Tree		2440
1607	2125	ODD	WALNUT AV /W	NO	CHINESE ELM	California Sycamore	Japanese Pagoda Tree		2441
201	449	ODD	WANDA DR /N	NO	CHINESE ELM	California Sycamore	Japanese Pagoda Tree		2442
204	450	EVEN	WANDA DR /N	NO	CHINESE ELM	California Sycamore	Japanese Pagoda Tree		2443
500	500	EVEN	WANDA DR /N	NO	CHINESE ELM	California Sycamore	Japanese Pagoda Tree		2444
501	501	ODD	WANDA DR /N	NO	CHINESE ELM	California Sycamore	Japanese Pagoda Tree		2445
200	230	EVEN	WANDA DR /S	NO	LEMON BOTTLEBRUSH	California Laurel	Cajeput Tree	Water Gum	2446
201	235	ODD	WANDA DR /S	NO	LEMON BOTTLEBRUSH	California Laurel	Cajeput Tree	Water Gum	2447
601	1215	ODD	WASHINGTON AV	NO	BOTTLE TREE	Catalina Cherry	Brisbane Box	Willow-Leafed Peppermint	2448
608	1218	EVEN	WASHINGTON AV	NO	BOTTLE TREE	Catalina Cherry	Brisbane Box	Willow-Leafed Peppermint	2449
625	625	ODD	WASHINGTON AV	NO	NONE	Catalina Ironwood	Pink Trumpet Tree	Peppermint Tree	2450
300	328	EVEN	WAYNE AV	NO	CARROTWOOD	California Laurel	Sweetshade	Pink Trumpet Tree	2451
301	301	ODD	WAYNE AV	NO	LAVENDER TRUMPET TREE	Box Elder	Pink Trumpet Tree		2452
305	341	ODD	WAYNE AV	NO	CARROTWOOD	California Laurel	Sweetshade	Pink Trumpet Tree	2453
400	432	EVEN	WAYNE AV	NO	CARROTWOOD	California Laurel	Sweetshade	Pink Trumpet Tree	2454
401	437	ODD	WAYNE AV	NO	CARROTWOOD	California Laurel	Sweetshade	Pink Trumpet Tree	2455
601	633	ODD	WESLEY DR	YES	NONE	Desert Willow	Chitalpa	Peppermint Tree	2456
637	645	ODD	WESLEY DR	NO	JACARANDA	Catalina Ironwood	Pink Trumpet Tree		2457
400	1818	EVEN	WEST AV	NO	CHINESE PISTACHE	Bigleaf Maple	Japanese Pagoda Tree		2458
401	467	ODD	WEST AV	NO	CHINESE PISTACHE	Bigleaf Maple	Japanese Pagoda Tree		2459

* = Residential Preservation Zones

** = Partially in the Residential Preservation Zones

City of Fullerton - Master Street Tree Plan

From	To	Street Side	On Street	Utility	Primary By Common Name	SoCal Native Species Option	Non-native Option	Additional Option	Row	
500	4248	EVEN	WEST AV	NO	CHINESE ELM	California Sycamore	Japanese Pagoda Tree		2460	
501	4249	ODD	WEST AV	NO	CHINESE ELM	California Sycamore	Japanese Pagoda Tree		2461	
711	729	ODD	WEST AV	NO	NONE	Catalina Ironwood	Pink Trumpet Tree	Peppermint Tree	2462	
716	734	EVEN	WEST AV	NO	CRAPE MYRTLE	Box Elder	Japanese Pagoda Tree		2463	
1000	4136	EVEN	WEST AV	NO	CHINESE ELM	California Sycamore	Japanese Pagoda Tree		2464	
1061	4141	ODD	WEST AV	NO	CHINESE ELM	California Sycamore	Japanese Pagoda Tree		2465	
1107	1107	ODD	WEST AV	NO	CHINESE FLAME TREE	California Sycamore	Japanese Pagoda Tree		2466	
2100	2100	EVEN	WEST AV	NO	CHINESE ELM	California Sycamore	Japanese Pagoda Tree		2467	
2320	2350	EVEN	WEST AV	YES	CHINESE ELM	Western Redbud	Chinese Fringe Tree		2468	
4105	4105	ODD	WEST AV	NO	LAVENDER TRUMPET TREE	Box Elder	Pink Trumpet Tree		2469	
4142	4142	EVEN	WEST AV	NO	LAVENDER TRUMPET TREE	Box Elder	Pink Trumpet Tree		2470	
1000	1014	EVEN	WESTRIDGE KNOLL	NO	CHINESE ELM	California Sycamore	Japanese Pagoda Tree		2471	
1001	1001	ODD	WESTRIDGE KNOLL	NO	CHINESE ELM	California Sycamore	Japanese Pagoda Tree		2472	
101	101	ODD	WHITING AV /E	NO	INDIAN LAUREL FIG	California Laurel	Flame Tree	Australian Willow	2475	
**	198	1134	EVEN	WHITING AV /E	NO	BRONZE LOQUAT	Hollyleaf Cherry	Flame Tree	Sweetshade	2476
**	201	1131	ODD	WHITING AV /E	NO	CHINESE ELM	California Sycamore	Japanese Pagoda Tree		2477
**	201	2045	ODD	WHITING AV /E	NO	BRISBANE BOX	California Laurel	Cajeput Tree		2478
*	1121	1121	ODD	WHITING AV /E	NO	CHINESE ELM	California Sycamore	Japanese Pagoda Tree		2479
2000	2000	EVEN	WHITING AV /E	NO	BRISBANE BOX	California Laurel	Cajeput Tree		2480	
2006	2036	EVEN	WHITING AV /E	NO	BRISBANE BOX	California Laurel	Cajeput Tree		2481	
139	139	ODD	WHITING AV /W	NO	LITTLE GEM MAGNOLIA	Catalina Cherry	Brisbane Box		2482	
**	140	246	EVEN	WHITING AV /W	NO	ITALIAN CYPRESS	Tecate Cypress	Deodar Cedar	Hollyleaf Cherry	2483
**	201	245	ODD	WHITING AV /W	NO	ITALIAN CYPRESS	Tecate Cypress	Deodar Cedar	Hollyleaf Cherry	2484
*	300	346	EVEN	WHITING AV /W	NO	ITALIAN CYPRESS	Tecate Cypress	Deodar Cedar	Hollyleaf Cherry	2485
*	303	347	ODD	WHITING AV /W	NO	ITALIAN CYPRESS	Tecate Cypress	Deodar Cedar	Hollyleaf Cherry	2486
*	500	546	EVEN	WHITING AV /W	NO	SOUTHERN MAGNOLIA	Coast Live Oak	Water Gum	Willow-leaved Peppermint	2487
*	501	545	ODD	WHITING AV /W	NO	QUEEN PALM	California Fan Palm	Guadalupe Palm		2488
500	1170	EVEN	WILLIAMSON AV	NO	HOLLY OAK	Coast Live Oak	Flame Tree		2489	
505	535	ODD	WILLIAMSON AV	YES	NONE	Desert Willow	Chitalpa	Peppermint Tree	2490	
1001	1001	ODD	WILLIAMSON AV	NO	HOLLY OAK	Coast Live Oak	Flame Tree		2491	
1030	1030	EVEN	WILLIAMSON AV	NO	CRAPE MYRTLE	Box Elder	Japanese Pagoda Tree		2492	
1101	2353	ODD	WILLIAMSON AV	NO	CHINESE ELM	California Sycamore	Japanese Pagoda Tree		2493	
1141	1175	ODD	WILLIAMSON AV	NO	HOLLY OAK	Coast Live Oak	Flame Tree		2494	
2312	2356	EVEN	WILLIAMSON AV	NO	CHINESE ELM	California Sycamore	Japanese Pagoda Tree		2495	
2800	2850	EVEN	WILLOW AV	NO	CAMPHOR TREE	Engelmann Oak	Cork Oak	Holly Oak	2496	
2801	2857	ODD	WILLOW AV	NO	CAMPHOR TREE	Engelmann Oak	Cork Oak	Holly Oak	2497	
**	0	1620	EVEN	WILSHIRE AV /E	NO	QUEEN PALM	California Fan Palm	Guadalupe Palm		2498
**	110	2000	EVEN	WILSHIRE AV /E	NO	QUEEN PALM	California Fan Palm	Guadalupe Palm		2499
115	115	ODD	WILSHIRE AV /E	NO	INDIAN LAUREL FIG	California Laurel	Flame Tree	Australian Willow	2500	
**	115	1601	ODD	WILSHIRE AV /E	NO	SOUTHERN MAGNOLIA	Coast Live Oak	Water Gum	Willow-leaved Peppermint	2501
115	255	ODD	WILSHIRE AV /E	NO	QUEEN PALM	California Fan Palm	Guadalupe Palm		2502	
**	325	2315	ODD	WILSHIRE AV /E	NO	SOUTHERN MAGNOLIA	Coast Live Oak	Water Gum	Willow-leaved Peppermint	2503
**	400	1620	EVEN	WILSHIRE AV /E	YES	SOUTHERN MAGNOLIA	Catalina Cherry	Water Gum	Hollyleaf Cherry	2504
*	415	925	ODD	WILSHIRE AV /E	NO	SAWTOOTH ZELKOVA	California Sycamore	Chinese Pistache		2505
**	440	1600	EVEN	WILSHIRE AV /E	NO	SAWTOOTH ZELKOVA	California Sycamore	Chinese Pistache		2506
*	503	913	ODD	WILSHIRE AV /E	NO	KING PALM	California Fan Palm	Queen Palm	Guadalupe Palm	2507

* = Residential Preservation Zones

** = Partially in the Residential Preservation Zones

City of Fullerton - Master Street Tree Plan

From	To	Street Side	On Street	Utility	Primary By Common Name	SoCal Native Species Option	Non-native Option	Additional Option	Row	
*	913	913	ODD	WILSHIRE AV /E	YES	SAWTOOTH ZELKOVA	Western Redbud	Purple Leaf Eastern Redbud	2508	
	1200	1700	EVEN	WILSHIRE AV /E	YES	SOUTHERN MAGNOLIA	Catalina Cherry	Water Gum	Hollyleaf Cherry	2509
	1330	2216	EVEN	WILSHIRE AV /E	NO	SOUTHERN MAGNOLIA	Coast Live Oak	Water Gum	Willow-leaved Peppermint	2510
	2215	2215	ODD	WILSHIRE AV /E	YES	SOUTHERN MAGNOLIA	Catalina Cherry	Water Gum	Hollyleaf Cherry	2511
	2300	2310	EVEN	WILSHIRE AV /E	YES	SOUTHERN MAGNOLIA	Catalina Cherry	Water Gum	Hollyleaf Cherry	2512
	100	404	EVEN	WILSHIRE AV /W	NO	INDIAN LAUREL FIG	California Laurel	Flame Tree	Australian Willow	2513
	101	245	ODD	WILSHIRE AV /W	NO	INDIAN LAUREL FIG	California Laurel	Flame Tree	Australian Willow	2514
	141	141	ODD	WILSHIRE AV /W	NO	LITTLE GEM MAGNOLIA	Catalina Cherry	Brisbane Box		2515
	200	250	EVEN	WILSHIRE AV /W	NO	ORNAMENTAL PEAR	Bigleaf Maple	Maidenhair Tree		2516
	300	820	EVEN	WILSHIRE AV /W	NO	QUEEN PALM	California Fan Palm	Guadalupe Palm		2517
	303	809	ODD	WILSHIRE AV /W	NO	QUEEN PALM	California Fan Palm	Guadalupe Palm		2518
	512	650	EVEN	WILSHIRE AV /W	YES	SOUTHERN MAGNOLIA	Catalina Cherry	Water Gum	Hollyleaf Cherry	2519
	524	524	EVEN	WILSHIRE AV /W	YES	NONE	Desert Willow	Chitalpa	Peppermint Tree	2520
	820	820	EVEN	WILSHIRE AV /W	NO	QUEEN PALM	California Fan Palm	Guadalupe Palm		2521
	1200	1514	EVEN	WILSHIRE AV /W	NO	CARROTWOOD	California Laurel	Sweetshade	Pink Trumpet Tree	2522
	1201	1511	ODD	WILSHIRE AV /W	NO	CARROTWOOD	California Laurel	Sweetshade	Pink Trumpet Tree	2523
	522	1224	EVEN	WILSON AV	NO	BRAZILIAN PEPPER	Island Oak	Pink Flame Tree	Engelmann Oak	2525
	523	1225	ODD	WILSON AV	NO	BRAZILIAN PEPPER	Island Oak	Pink Flame Tree	Engelmann Oak	2526
	2800	2880	EVEN	WINCHESTER ST	NO	CARROTWOOD	California Laurel	Sweetshade	Pink Trumpet Tree	2527
	2807	2885	ODD	WINCHESTER ST	NO	CARROTWOOD	California Laurel	Sweetshade	Pink Trumpet Tree	2528
	200	220	EVEN	WINETTA PL	NO	HOLLY OAK	Coast Live Oak	Flame Tree		2529
	201	225	ODD	WINETTA PL	NO	HOLLY OAK	Coast Live Oak	Flame Tree		2530
	2750	2856	EVEN	WOODBINE AV	NO	CAMPHOR TREE	Engelmann Oak	Cork Oak	Holly Oak	2531
	2755	2857	ODD	WOODBINE AV	NO	CAMPHOR TREE	Engelmann Oak	Cork Oak	Holly Oak	2532
	500	530	EVEN	WOODCREST AV	NO	JACARANDA	Catalina Ironwood	Pink Trumpet Tree		2533
	501	531	ODD	WOODCREST AV	NO	JACARANDA	Catalina Ironwood	Pink Trumpet Tree		2534
	541	2025	ODD	WOODCREST AV	NO	SOUTHERN MAGNOLIA	Coast Live Oak	Water Gum	Willow-leaved Peppermint	2535
	600	2024	EVEN	WOODCREST AV	NO	SOUTHERN MAGNOLIA	Coast Live Oak	Water Gum	Willow-leaved Peppermint	2536
	1001	1001	ODD	WOODCREST AV	NO	SOUTHERN MAGNOLIA	Coast Live Oak	Water Gum	Willow-leaved Peppermint	2537
	100	100	EVEN	WOODS AV /N	NO	JACARANDA	Catalina Ironwood	Pink Trumpet Tree		2540
	107	401	ODD	WOODS AV /N	NO	JACARANDA	Catalina Ironwood	Pink Trumpet Tree		2541
	110	340	EVEN	WOODS AV /N	NO	JACARANDA	Catalina Ironwood	Pink Trumpet Tree		2542
	208	220	EVEN	WOODS AV /N	YES	SOUTHERN MAGNOLIA	Catalina Cherry	Water Gum	Hollyleaf Cherry	2543
	601	667	ODD	WOODS AV /N	NO	SOUTHERN MAGNOLIA	Coast Live Oak	Water Gum	Willow-leaved Peppermint	2544
	821	1017	ODD	WOODS AV /N	NO	SOUTHERN MAGNOLIA	Coast Live Oak	Water Gum	Willow-leaved Peppermint	2545
	838	1010	EVEN	WOODS AV /N	NO	CHINESE ELM	California Sycamore	Japanese Pagoda Tree		2546
	900	920	EVEN	WOODS AV /N	NO	QUEEN PALM	California Fan Palm	Guadalupe Palm		2547
	500	1450	EVEN	WOODS AV /S	NO	CHINESE ELM	California Sycamore	Japanese Pagoda Tree		2548
	501	1601	ODD	WOODS AV /S	NO	CHINESE ELM	California Sycamore	Japanese Pagoda Tree		2549
	619	619	ODD	WOODS AV /S	NO	CHINESE ELM	California Sycamore	Japanese Pagoda Tree		2550
	1310	1440	EVEN	WOODS AV /S	YES	HOLLY OAK	Catalina Cherry	Tecate Cypress		2551
	1330	1330	EVEN	WOODS AV /S	NO	GOLD MEDALLION TREE	Hollyleaf Cherry	Chinese Flame Tree	Peppermint Tree	2552
	407	431	ODD	XIMENO DR	NO	ORNAMENTAL PEAR	Bigleaf Maple	Maidenhair Tree		2553
	408	480	EVEN	XIMENO DR	NO	ORNAMENTAL PEAR	Bigleaf Maple	Maidenhair Tree		2554
	457	481	ODD	XIMENO DR	NO	ORNAMENTAL PEAR	Bigleaf Maple	Maidenhair Tree		2555
**	100	1106	EVEN	YALE AV /N	NO	CHINESE ELM	California Sycamore	Japanese Pagoda Tree		2556

* = Residential Preservation Zones

** = Partially in the Residential Preservation Zones

City of Fullerton - Master Street Tree Plan

From	To	Street Side	On Street	Utility	Primary By Common Name	SoCal Native Species Option	Non-native Option	Additional Option	Row
101	101	ODD	YALE AV /N	NO	QUEEN PALM	California Fan Palm	Guadalupe Palm		2557
**	111	1025	ODD	YALE AV /N	NO	CHINESE ELM	California Sycamore	Japanese Pagoda Tree	2558
*	122	122	EVEN	YALE AV /N	NO	QUEEN PALM	California Fan Palm	Guadalupe Palm	2559
**	201	245	ODD	YALE AV /N	NO	QUEEN PALM	California Fan Palm	Guadalupe Palm	2560
**	202	240	EVEN	YALE AV /N	NO	QUEEN PALM	California Fan Palm	Guadalupe Palm	2561
1106	1106	EVEN	YALE AV /N	NO	CHINESE ELM	California Sycamore	Japanese Pagoda Tree		2562
100	100	EVEN	YALE AV /S	NO	NONE	Catalina Ironwood	Pink Trumpet Tree	Peppermint Tree	2563
101	101	ODD	YALE AV /S	NO	HOLLY OAK	Coast Live Oak	Flame Tree		2564
101	101	ODD	YALE AV /S	NO	HOLLY OAK	Coast Live Oak	Flame Tree		2565
110	160	EVEN	YALE AV /S	NO	HOLLY OAK	Coast Live Oak	Flame Tree		2566
135	145	ODD	YALE AV /S	NO	HOLLY OAK	Coast Live Oak	Flame Tree		2567
1500	1840	EVEN	YERMO PL	NO	CHINESE TALLOW TREE	California Sycamore	Japanese Pagoda Tree	Desert Willow	2568
1501	1829	ODD	YERMO PL	NO	CHINESE TALLOW TREE	California Sycamore	Japanese Pagoda Tree	Desert Willow	2569
2300	3300	EVEN	YORBA LINDA BL	NO	CANARY ISLAND PINE	Torrey Pine	Afghan Pine		2570
2575	3301	ODD	YORBA LINDA BL	NO	BRONZE LOQUAT	Hollyleaf Cherry	Flame Tree	Sweetshade	2571
2575	2961	ODD	YORBA LINDA BL	YES	BRONZE LOQUAT	Hollyleaf Cherry	Water Gum	Pink Flame Tree	2572
2600	2600	EVEN	YORBA LINDA BL	NO	BRONZE LOQUAT	Hollyleaf Cherry	Flame Tree	Sweetshade	2573
2900	3370	EVEN	YORBA LINDA BL	NO	BRONZE LOQUAT	Hollyleaf Cherry	Flame Tree	Sweetshade	2574
3200	3200	EVEN	YORBA LINDA BL	NO	JACARANDA	Catalina Ironwood	Pink Trumpet Tree		2575
1901	2261	ODD	YUCCA AV	NO	CANARY ISLAND PINE	Torrey Pine	Afghan Pine		2577
1910	2250	EVEN	YUCCA AV	NO	CANARY ISLAND PINE	Torrey Pine	Afghan Pine		2578
1920	1920	EVEN	YUCCA AV	NO	CANARY ISLAND PINE	Torrey Pine	Afghan Pine		2579
2258	2270	EVEN	YUMA WY	NO	TOMLINSON ASH	California Sycamore	Chinese Pistache	Tulip Tree	2580

* = Residential Preservation Zones

** = Partially in the Residential Preservation Zones

INSTRUCTIONS FOR THE USE OF THE MASTER STREET TREE PLAN AND TREE PALETTE

After a request has been received for a new tree to be planted:

Step 1: Determine the address of the request and scroll to the correct street name (N/S/E/W) in the "On Street" column, then choose the correct row based on the block range "From," "To," and "Street Side" columns.

Step 2: Once you have the correct "On Street," "From," "To," and "Street Side" row, look across on the row to the "Primary Existing by Common Name" and "Primary Existing by Botanical Name" column. This tells you what is the current, prevalent tree species growing on that block. If it says "None," then vacant sites where trees can be planted make up the majority of tree sites on that block, instead of actual trees.

Step 3: What is listed as the "Primary Existing" tree species on that block may no longer be an approved tree to plant in the City right-of-way. Consult the City of Fullerton Tree Palette in Appendix 5 to check if that species is still approved.

1. If that tree is listed on the palette, it is approved to plant at the requesting address, provided that the City of Fullerton Tree Supervisor or other authorized personnel has inspected the site and confirms the tree is suitable for that location.
2. If that tree is not listed on the palette it means that it is no longer approved for planting. In this case, Staff or the resident may choose one of two recommended options from the Master Street Tree Plan, or may choose a different tree from the Tree Palette provided that the City of Fullerton Tree Supervisor or other authorized personnel has inspected the site and confirms the tree is suitable for that location based on available vertical grow space (presence of overhead utilities) or the tree well or parkway size.
 - a. If both of the two recommended options from the Master Street Tree Plan are rejected, the Tree Palette itself has two options for any listed tree, and those optional trees are similar in character, environmental requirements, and size to the tree in question.
 - b. If in the unusual and unanticipated event that every tree on the approved tree palette is rejected, a resident may select a different tree with the approval of the Tree Supervisor, Director of Public Works, or other authorized personnel.

Step 4: Solar Lighting: The tree palette has a mix of species suitable for many different parkway sizes as well as presence of overhead utilities. Solar lighting is part of public infrastructure that is to be maintained in such a way as to function correctly. Once a species has been chosen, the Tree Supervisor or other designated City staff member will check for presence of solar lighting to confirm that the tree chosen will not interfere with solar equipment when the tree is mature. The chosen tree should not grow so large as to shade the solar equipment or cause the City to perform service request pruning to keep the solar equipment clear between scheduled tree pruning on the grid cycle. If the chosen tree is too large for this site and is expected to be in conflict with solar lighting, a new tree must be chosen.

APPENDIX 5

City of Fullerton Tree Palette

COMMON NAME	SCIENTIFIC NAME	SoCal Native Option	Non-Socal Native Option 2
Afghan Pine	<i>Pinus eldarica</i>	Torrey Pine	Deodar Cedar
Australian Willow	<i>Geijera parviflora</i>	Desert Willow	Peppermint Tree
Bigleaf Maple	<i>Acer macrophyllum</i>	California Sycamore	Chinese Pistache
Black Cottonwood	<i>Populus trichocarpa</i>	California Sycamore	Tulip Tree
Blue Oak	<i>Quercus douglasii</i>	Engelmann Oak	Cork Oak
Box Elder	<i>Acer negundo</i>	California Sycamore	Chinese Pistache
Brisbane Box	<i>Lophostemon confertus</i>	California Laurel	Cajeput Tree
Cajeput Tree	<i>Melaleuca quinquenervia</i>	California Laurel	Brisbane Box
California Ash	<i>Fraxinus dipetela</i>	Box Elder	Tulip Tree
California Black Oak	<i>Quercus kelloggii</i>	Valley Oak	Cork Oak
California Fan Palm	<i>Washingtonia filifera</i>	None	Guadalupe Palm
California Laurel	<i>Umbellularia californica</i>	Catalina Ironwood	Sweetshade
California Sycamore	<i>Platanus racemosa</i>	Bigleaf Maple	Tulip Tree
Canary Island Pine	<i>Pinus canariensis</i>	Torrey Pine	Afghan Pine
Canyon Live Oak	<i>Quercus chrysolepis</i>	Interior Live Oak	Cork Oak
Catalina Cherry	<i>Prunus illicifolia subsp. lyonii</i>	Hollyleaf Cherry	Water Gum
Catalina Ironwood	<i>Lyonothamnus floribundus subsp. aspleniifolia</i>	California Laurel	Cork Oak
Chinese Elm	<i>Ulmus parvifolia</i>	Box Elder	True Green Chinese Elm
Chinese Flame Tree	<i>Koelreuteria bipinnata</i>	California Sycamore	Japanese Pagoda Tree
Chinese Fringe Tree	<i>Chionanthus retusus</i>	Box Elder	Pink Trumpet Tree
Chinese Pistache	<i>Pistacia chinensis</i>	Bigleaf Maple	Japanese Pagoda Tree
Chitalpa	<i>Chitalpa tashkentensis</i>	Desert Willow	Silk Tree
Coast Live Oak	<i>Quercus agrifolia</i>	Interior Live Oak	New Zealand Christmas Tree
Cork Oak	<i>Quercus suber</i>	Interior Live Oak	New Zealand Christmas Tree
Crape Myrtle	<i>Lagerstroemia indica</i>	California Sycamore	Sawleaf Zelkova
Date Palm	<i>Phoenix dactylifera</i>	California Fan Palm	Queen Palm
Deodar Cedar	<i>Cedrus deodora</i>	Torrey Pine	Afghan Pine
Desert Willow	<i>Chilopsis linearis</i>	Western Redbud	Chitalpa
Engelmann Oak	<i>Quercus engelmannii</i>	Coast Live Oak	Cork Oak
Flame Tree	<i>Brachychiton acerifolius</i>	Interior Live Oak	Sweetshade
Golden Trumpet Tree	<i>Handroanthus chrysotrichus</i>	Island Oak	Pink Trumpet Tree
Goldenrain Tree	<i>Koelreuteria paniculata</i>	Box Elder	Maidenhair Tree
Guadalupe Palm	<i>Brahea edulis</i>	California Fan Palm	Queen Palm
Hollyleaf Cherry	<i>Prunus illicifolia</i>	Catalina Cherry	Peppermint Tree
Holly Oak	<i>Quercus ilex</i>	Coast Live Oak	Flame Tree
Interior Live Oak	<i>Quercus wislizeni</i>	Island Oak	Flame Tree
Island Oak	<i>Quercus tomentella</i>	Catalina Ironwood	Cork Oak
Jacaranda	<i>Jacaranda mimosifolia</i>	Catalina Ironwood	Pink Trumpet Tree
Japanese Pagoda Tree	<i>Styphnolobium japonicum</i>	Western Redbud	Silk Tree
London Plane Tree	<i>Platanus x acerifolia 'Columbia'</i>	Bigleaf Maple	Tulip Tree
Magnolia	<i>Magnolia grandiflora 'Majestic Beauty'</i>	Catalina Cherry	Brisbane Box
Magnolia	<i>Magnolia grandiflora 'Samuel Sommer'</i>	Catalina Cherry	Brisbane Box
Magnolia	<i>Magnolia grandiflora 'St. Mary'</i>	Catalina Cherry	Brisbane Box
Maidenhair Tree	<i>Ginkgo biloba</i>	California Sycamore	London Plane
Mountain Ironwood	<i>Cercocarpus betuloides</i>	Island Oak	Peppermint Tree
New Zealand Christmas Tree	<i>Metrosideros excelsus</i>	Coast Live Oak	Holly Oak
Ornamental Pear	<i>Pyrus calleryana 'Aristocrat'</i>	Bigleaf Maple	Maidenhair Tree
Ornamental Pear	<i>Pyrus calleryana 'Chanticleer'</i>	Bigleaf Maple	Maidenhair Tree
Ornamental Pear	<i>Pyrus calleryana 'Dancer'</i>	Bigleaf Maple	Maidenhair Tree
Pepper Tree	<i>Schinus molle</i>	Hollyleaf Cherry	Peppermint Tree

City of Fullerton Tree Palette

COMMON NAME	SCIENTIFIC NAME	SoCal Native Option	Non-Socal Native Option 2
Peppermint Tree	<i>Agonis flexuosa</i>	Catalina Ironwood	Australian Willow
Pink Flame Tree	<i>Brachychiton discolor</i>	Coast Live Oak	Water Gum
Pink Trumpet Tree	<i>Tabebuia avellanedae</i>	Box Elder	Golden Trumpet Tree
Purple Leaf Eastern Redbud	<i>Cercis canadensis 'Forest Pansy'</i>	Western Redbud	Peppermint Tree
Queen Palm	<i>Syagrus romanzoffianum</i>	California Fan Palm	Guadalupe Palm
Raywood Ash	<i>Fraxinus angustifolia 'Raywood'</i>	California Sycamore	Chinese Pistache
Red Flowering Gum	<i>Eucalyptus ficifolia</i>	Interior Live Oak	Red Ironbark
Red Ironbark	<i>Eucalyptus sideroxylon 'Rosea'</i>	Interior Live Oak	Red Flowering Gum
Rotundiloba Sweetgum	<i>Liquidambar styraciflua 'Rotundiloba'</i>	California Sycamore	London Plane
Sawleaf Zelkova	<i>Zelkova serrata</i>	California Sycamore	Chinese Pistache
Silk Tree	<i>Albizia julibrissin</i>	Box Elder	Chitalpa
Southern California Black Walnut	<i>Juglans californica</i>	California Ash	Chinese Pistache
Southern Live Oak	<i>Quercus virginiana</i>	Coast Live Oak	Cork Oak
Sweet Bay	<i>Laurus nobilis</i>	California Laurel	Brisbane Box
Sweetshade	<i>Hymenosporum flavum</i>	California Laurel	Brisbane Box
Tecate Cypress	<i>Hesperocyparis forbesii</i>	Torrey Pine	Afghan Pine
Thornless Honey Mesquite	<i>Prosopis glandulosa 'Maverick'</i>	Desert Willow	Chitalpa
Torrey Pine	<i>Pinus torreyana</i>	Tecate Cypress	Deodar Cedar
True Green Chinese Elm	<i>Ulmus parvifolia 'True Green'</i>	Box Elder	Chinese Pistache
Tulip Tree	<i>Liriodendron tulipifera</i>	California Sycamore	Chinese Pistache
Valley Oak	<i>Quercus lobata</i>	California Black Oak	Southern California Black Walnut
Water Gum	<i>Tristaniopsis laurina</i>	Catalina Cherry	Red Ironbark
Western Redbud	<i>Cercis occidentalis</i>	Desert Willow	Purple Leaf Eastern Redbud
White Alder	<i>Alnus rhombifolia</i>	California Sycamore	Chinese Pistache
Willow-Leafed Peppermint	<i>Eucalyptus nicholii</i>	Coast Live Oak	Red Ironbark

Trees in bold are Southern and Central California native species.

APPENDIX 6

Buying High-Quality Trees



Discover guidelines for determining tree quality at time of purchase and for identifying problems with tree structure, roots, and injuries.

Trees serve many purposes in your local community and throughout the entire world. A high-quality tree, when planted and cared for, can become a long-lasting asset to your property. A low-quality tree may develop costly problems over time, increasing the need for maintenance and reducing the benefits a tree can provide.

What Determines Tree Quality?

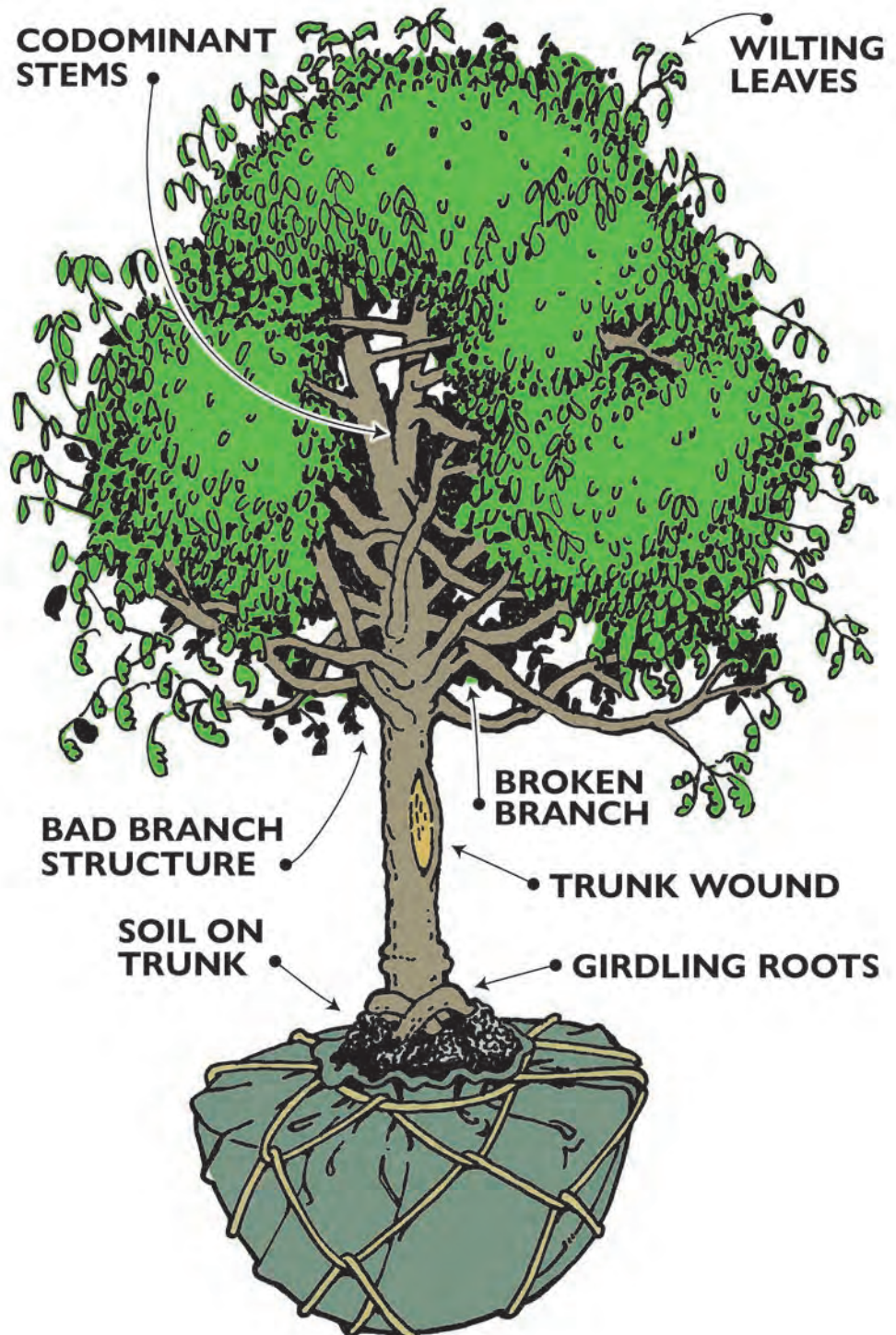
A high-quality tree has:

- A straight trunk with well-spaced branches.
- An exposed trunk free of wounds or damage.
- Roots growing straight out from the trunk.

A low-quality tree has:

- Weak form in which multiple stems originate from the same point and branches grow into each other.
- A trunk with wounds from handling or incorrect pruning.
- Limited, crushed, or circling roots in an undersized ball or container.

These problems can greatly reduce the tree's prospects for a healthy and productive life. When buying a tree, inspect it carefully to identify problems related to form, injuries, or roots.



Root Problems

Nursery trees are often classified based on how they are produced, harvested, and sold. Each type of tree has a unique root system:

- Bare root: no soil surrounding roots; usually small trees.
- Balled and burlapped: roots of field-grown trees surrounded by soil and held with burlap and wire or rope.
- Container: roots and soil in a container.

Bare Root Stock

Bare roots should not be crushed, torn, desiccated, or discolored. The ends of the roots should be cleanly cut. Damaged roots may be cut cleanly prior to planting and watering. The benefits of bare roots are that they tend to grow straight roots after planting and are easy to transport and plant. They have limitations; however, bare roots need to be planted soon after digging to prevent root drying and may not be suitable for all species.


Balled-and-Burlapped Stock

You should be able to see the trunk flare (the area where the trunk widens and connects with the roots) at the top of the root ball. Avoid buying plants with badly damaged or compressed root balls. The top of the root ball should be flat. Rounding may be an indication of woody root loss.

The diameter of the root ball should be at least 10–12 times the diameter of the trunk as measured 6 inches (15 cm) above the trunk flare.

Container Stock

- Roots should not twist or circle in the container.
- Remove the root ball from the container for inspection.
- Pay special attention to larger, exposed roots.
- Circling roots may girdle (*see figure on right*) and kill other roots or the entire tree if wrapped around the trunk.
- Fine circling roots may be cut away at planting.
- Larger roots may be straightened if still flexible.
- You should be able to see the basal trunk flare with container-grown plants. If the trunk flare has been buried, gently expose it before planting the tree, taking care not to damage the bark.




Injuries

Never buy a tree without thoroughly checking the trunk. If the tree is wrapped, remove the wrap and inspect the trunk for wounds, incorrect pruning cuts, and insect injuries. Wrap can be used to protect the trunk during transit, but should be removed after planting.

A correct pruning cut removes the branch just outside of the collar. A ring, or “doughnut,” of sound tissues then grows around the cut (*see figure above*). **Do not make cuts flush to the trunk.** Trunk tissues above and below a flush-cut branch often die, creating dead spots. When high summer or low winter temperatures occur, cracks or long, dead streaks may develop above and below the dead spots.

(Figure below) Girdling root as tree matures.





Good structure



Poor structure

Form

- When buying a young shade tree it is important to note that the branches you see may not be present at maturity. Many lower branches will be shaded out as the tree grows, or pruned away to allow clearance for pedestrians, traffic, mowing, or other activities.
- Many nurseries prune young trees to spur crown growth. This may lead to issues that must be addressed later with corrective pruning.
- Good strong form—branch architecture—starts with branches evenly spaced along the trunk. Branches should have firm, sturdy attachments to the trunk.
- Branches with narrow angles of attachment may cause problems later.
- When several branches are growing at the same position on the trunk, the likelihood of weak attachments, compression, and cracks increases greatly.
- Branches that press against the trunk or each other signal problems. These areas of contact may become compressed, crack, or die back.
- If you desire a tree with multiple trunks, make certain that the trunks are well separated at the ground line. Remember, trunks expand in diameter as they grow. Two trunks may be slightly separated when small, but as they grow the trunks will squeeze together.
- When planting remove only broken or torn branches to allow the tree to recover from the stress of transplanting.
- Many architectural issues can be addressed through corrective pruning or training. Begin corrective pruning one year after planting and space over several years.

What Is a Certified Arborist?

ISA Certified Arborists® are individuals who have proven a level of knowledge in the art and science of tree care through experience and by passing a comprehensive examination developed by some of the nation's leading experts on tree care. ISA Certified Arborists must also continue their education to maintain their certification. Therefore, they are more likely to be up to date on the latest techniques in arboriculture.

Finding an Arborist

Visit [TreesAreGood.org](https://www.treesaregood.org) for free tools and to read and all brochures in this series.

- The “Find an Arborist” tool can help you locate an arborist in your area.
- The “Verify a Credential” tool enables you to confirm whether an arborist has an ISA credential.



www.isa-arbor.com • www.treesaregood.org

©2021 International Society of Arboriculture. (v02.2021)
Through research, technology, and education, the International Society of Arboriculture promotes the professional practice of arboriculture and fosters a greater worldwide awareness of the benefits of trees.

Mature Tree Care

Learn procedures specific to a routine maintenance program for mature tree care, including tree inspection, mulching, fertilization, pruning, and tree removal.



Trees serve many purposes in your local community; therefore, homeowners should think of tree care as an investment. A healthy tree increases in value with age and pays big dividends by increasing property values, beautifying surroundings, purifying air, and saving energy by providing cooling shade from summer's heat and protection from winter's wind.

Trees in the city or near houses need regular maintenance to promote health and structural integrity. An effective maintenance program, including regular inspections and necessary follow-up care—mulching, fertilizing, and additional soil management—can identify problems and correct them before they become damaging or fatal.

Tree Inspection

Regular tree inspections can detect changes in a tree's health before a disease, insect, or environmental problem becomes too serious. Mature trees should be inspected at least once a year to assess four characteristics of tree vitality: new leaf or bud formation, leaf size, twig growth, and absence of crown dieback (gradual death of the upper part of the tree).

Growth reduction is a fairly reliable cue that the tree's health has recently changed. An experienced arborist can look at twig growth from past years to determine whether there is a reduction in the tree's typical growth pattern.

In addition to tree health, tree stability is a major concern. There are some tree characteristics you can look for that can indicate structural weakness. These include cavity opening, extensive twig dieback, and the presence of fungal conks (mushrooms or brackets on the trunk).

Any abnormalities found during these inspections should be noted and monitored closely. Report your findings to your local tree care professional for advice on treatment options.

Pruning

- Pruning is often desirable or necessary to remove dead, diseased, or insect-infested branches and to improve tree structure, enhance vitality, or reduce risk.
- The removal of live branches creates a lasting wound; therefore, no branch should be removed without a reason.
- Pruning large trees requires special equipment, training, and experience.
- If pruning requires climbing, the use of a chain or hand saw, or the removal of large limbs, personal safety equipment is a must.

ISA Certified Arborists® can assist in performing the job safely and reducing the risk of personal injury and damage to your property. They can also determine which type of pruning is necessary to maintain or improve the health, appearance, and safety of your trees.



Soil Management

- Soil tests are generally required before fertilizing or adjusting pH.
- Urban landscape trees often exist in soils that lack the nutrients, pH (acidity or alkalinity), drainage, or pore space (air and water space) needed for growth and development.
- Fertilization based on plant needs can correct many deficiencies that limit growth. Sometimes soil nutrients may be sufficient, but soil pH levels may prevent plant uptake. In this case, soil amendments, such as sulfur, lime, and even some mulches, can alter soil chemistry and help alleviate plant stress.
- Drainage systems or grading can help correct saturated soil conditions.
- Trenching or earthmoving within the tree's root zone may cause more harm than good.
- Compacted soils can be tilled mechanically or with compressed air to increase porosity and encourage root growth.
- When dealing with a mature tree, have the soil tested for nutrient content and texture. An arborist can arrange to have your soil tested at a soil testing laboratory and recommend treatments based on the results.

Mulching

- Mulching can reduce environmental stress by providing trees with a root environment that has fewer temperature and moisture extremes than the surrounding soil.
- Mulch reduces competition from weeds and grass and prevents mechanical damage by keeping lawn care equipment away from the tree's base.
- Mulches made from plant matter will add nutrients to the soil as they decompose and help improve soil biology.
- Mulch should be placed 2-4 inches (5-10 cm) deep. It should be placed near, but not touching, the trunk and extend to the dripline (furthest extent of the branches).



If you can't mulch the full distance, go as far from the trunk as possible while maintaining the landscape character.

Removal

Although tree removal is a last resort, there are circumstances when it is necessary. An ISA Certified Arborist can help decide whether or not a tree should be removed and they possess the skills and equipment to safely and efficiently remove trees. Removal is recommended when a tree:

- Is dead, dying, or considered irreparably hazardous.
- Is causing an obstruction or is crowding and causing harm to other trees and the situation is impossible to correct through pruning.

With maintenance, trees can add aesthetic and economic value to your property. Poorly maintained trees can be a significant liability.

What Is a Certified Arborist?

ISA Certified Arborists are individuals who have proven a level of knowledge in the art and science of tree care through experience and by passing a comprehensive examination developed by some of the nation's leading experts on tree care. ISA Certified Arborists must also continue their education to maintain their certification. Therefore, they are more likely to be up to date on the latest techniques in arboriculture.

Finding an Arborist

Visit [TreesAreGood.org](https://www.treesaregood.org) for free tools:

- The "Find an Arborist" tool can help you locate an arborist in your area.
- The "Verify a Credential" tool enables you to confirm whether an arborist has an ISA credential.

Be an Informed Consumer

One of the best methods to use in choosing an arborist is to educate yourself about some of the basic principles of tree care. Visit [TreesAreGood.org](https://www.treesaregood.org) to read and download all brochures in this series.



www.isa-arbor.com • www.treesaregood.org

©2021 International Society of Arboriculture. (v02.2021)
Through research, technology, and education, the International Society of Arboriculture promotes the professional practice of arboriculture and fosters a greater worldwide awareness of the benefits of trees.

Tree Selection and Placement


Understand the various factors to consider when selecting trees.



Tree selection and placement are important decisions a homeowner makes when landscaping or replacing a tree. Matching the tree to the site benefits both the tree and the homeowner.

Before asking, "What kind of tree should I plant?" consider the following:

- Why is it being planted and what function will it serve?
- What are the soil conditions?
- How will necessary maintenance be provided?
- What size tree is best suited for the location? How large will the tree be when full grown? Do overhead or below ground utilities prevent planting a tree? What clearance is needed for sidewalks, patios, or driveways?




Form and Size

Selecting the right form (shape) to complement the desired function can reduce maintenance costs and increase the tree's value.

- Mature tree size determines the level of benefits received.
- Larger trees typically provide the greatest economic and environmental returns.
- Depending on the site restrictions, you can choose from hundreds of form and size combinations.
- Low spreading trees may be planted under overhead utility lines, while a tall evergreen may provide a screen.

Tree Functions

- Healthy trees increase property values.
- Deciduous shade trees cool homes in the summer and allow the winter sun to heat homes when they lose their leaves.
- Evergreens can provide a windbreak or a screen for privacy.
- Fruit trees or shrubs can provide food for owners or wildlife.
- Street trees reduce the glare from pavement, reduce runoff, filter pollutants, add oxygen, and improve overall appearance and quality of life.
- Trees also provide environmental benefits such reducing the amount of carbon dioxide in the atmosphere.



Site Conditions

Choosing a tree for the right site conditions is the key to tree survival and reduced maintenance. Consider the following:

Soil conditions

- The soil in dense urban areas and new subdivisions is often disturbed, shallow, compacted, and subject to drought. An arborist can take soil samples from your yard for testing to determine which trees are suited for your property and may provide recommendations to improve the soil condition.

Exposure (sun and wind)

- The amount of available sunlight will affect tree and shrub selection. Wind exposure is also a consideration.

Space constraints

- Available planting space can be limited by many factors, such as overhead or underground utilities, pavement, buildings, visibility, or other trees. Ensure there's adequate room to let trees grow above and below ground.

Hardiness zone

- Hardiness is the tree's ability to survive extreme temperatures of a specific region. Research plants for their hardiness information in your region.

Human activity

- The top five causes of tree death result from things people do. Soil compaction, under-watering, overwatering, vandalism, and the number-one cause — planting the wrong tree — account for more tree deaths than all insect- and disease-related tree deaths combined.

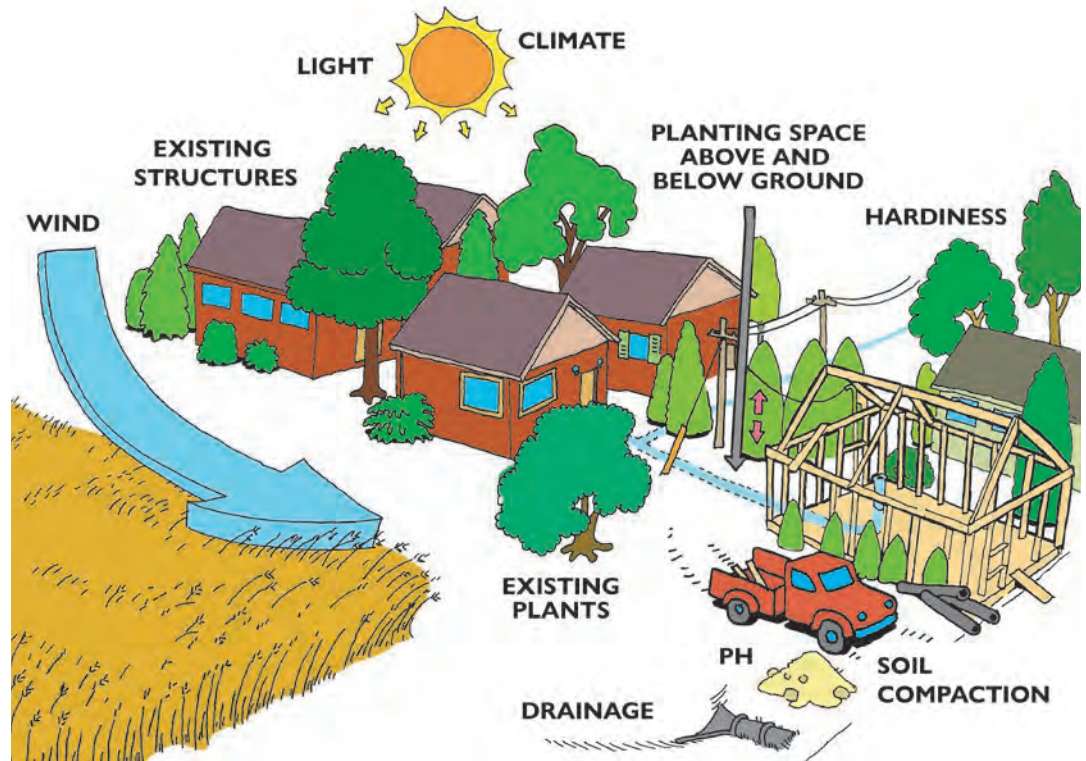
Drainage

- Roots require oxygen to develop; poor drainage limits oxygen availability and may kill the tree.

Insect and disease susceptibility

- Every plant has its particular pest and disease problems and the severity varies geographically.

Personal preferences and site constraints also play major roles in the selection process.



What Is a Certified Arborist?

ISA Certified Arborists® are individuals who have proven a level of knowledge in the art and science of tree care through experience and by passing a comprehensive examination developed by some of the nation's leading experts on tree care. ISA Certified Arborists must also continue their education to maintain their certification. Therefore, they are more likely to be up to date on the latest techniques in arboriculture.

Finding an Arborist

Visit TreesAreGood.org for free tools and to read and download all brochures in this series.

- The "Find an Arborist" tool can help you locate an arborist in your area.
- The "Verify a Credential" tool enables you to confirm whether an arborist has an ISA credential.



www.isa-arbor.com • www.treesaregood.org

©2021 International Society of Arboriculture. (v03.2021)
Through research, technology, and education, the International Society of Arboriculture promotes the professional practice of arboriculture and fosters a greater worldwide awareness of the benefits of trees.

Why Hire an Arborist?

Learn about services that arborists provide, criteria for selecting an arborist, and the benefits of hiring an ISA Certified Arborist®.



Healthy trees serve many purposes in your local community. A way to ensure your trees stay healthy is by hiring an arborist. Professional, trained arborists know how to properly maintain trees for the safety of the public and the health of the tree.

What Is an ISA Certified Arborist?

An ISA arborist certification is a nongovernmental, voluntary process by which individuals can document their base of knowledge. Certification provides a measurable assessment of an individual's knowledge in the competencies needed for proper tree care.

When a professional becomes an ISA Certified Arborist, they should be recognized by their peers and the public as a tree care professional who has attained a generally-accepted level of knowledge in areas such as tree biology, diagnosis, maintenance practices, safety, and other subject and practice areas within the tree care profession as identified through periodic job task analyses.

They must also continue their education to maintain their certification. Therefore, they are more likely to be up to date on the latest techniques in arboriculture.



Selecting the Right Arborist for the Job

- Check for an ISA arborist credential. ISA Certified Arborists and ISA Board Certified Master Arborists® are experienced professionals who have passed comprehensive exams covering all aspects of tree care.
- Check for membership in professional organizations such as the International Society of Arboriculture (ISA), the Tree Care Industry Association (TCIA), or the American Society of Consulting Arborists (ASCA).
- Ask for proof of insurance and call the insurance company.
- Check for local permits and licenses.
- Get more than one estimate and ask for references.
- Don't always accept the lowest bid. Examine the credentials and the written specifications of the firms that submitted the bids and determine the best combination of price, work to be done, skills and professionalism.
- Be wary of people who go door to door and offer bargains.
- ISA certification holders must follow a Code of Ethics and use industry-accepted practices and standards.
- Get it in writing. Most reputable arborists have their clients sign a contract. Read it carefully and ask questions.

Finding an Arborist

Visit TreesAreGood.org for free tools:

- The "Find an Arborist" tool can help you locate an arborist in your area.
- The "Verify a Credential" tool enables you to confirm whether an arborist has an ISA credential.
- ISA credential holders have access to a digital certificate of their credentials to shared online.

Be an Informed Consumer

One of the best methods to use in choosing an arborist is to learn some of the basic principles of tree care. Visit TreesAreGood.org to read and download all brochures in this series.

Your local garden center, extension agent, or city arborists are also excellent sources of information if you should have further questions. They may also be able to refer you to an ISA Certified Arborist or ISA Board Certified Master Arborist in your area.

Services That Arborists Provide:

Pruning

Arborists can determine the type of pruning necessary to improve the health, appearance, and safety of trees. Pruning may include removing limbs that:

- Interfere with utilities or structures.
- Obstruct streets or sidewalks.
- Are dead, damaged by storms, weak, or decayed, and pose unacceptable risk.
- Are diseased or insect-infested.

Other pruning strategies improve tree structure, and reduce the likelihood of future damage during storm events.



Planting

Some arborists plant trees, and most recommend species that are appropriate for certain locations. Selecting the wrong tree can lead to future problems with growing space, insects, diseases, or poor growth.

Emergency Tree Care

Removing or pruning storm-damaged trees can be dangerous, but an arborist can perform the job safely while reducing further risk of damage to people and property.

Tree Removal

Arborists can help decide if a tree should be removed. Hiring an arborist is recommended when the tree is:

- Dead, dying, or considered an unacceptable risk.
- Causing an obstruction that is impossible to correct through pruning.
- Crowding and causing harm to other more desirable trees.
- Located in where new construction requires removal.

Other Services

Arborists may also provide other services, including:

- Plant health care or preventive maintenance.
- Cabling and bracing for added support to branches with weak attachments.
- Soil aeration to improve root growth.
- Installation of lightning protection systems.
- Consulting and legal services relating to trees.
- Tree risk assessment.
- Tree protection during construction.



www.isa-arbor.com • www.treesaregood.org

©2021 International Society of Arboriculture. (v02.2021)
Through research, technology, and education, the International Society of Arboriculture promotes the professional practice of arboriculture and fosters a greater worldwide awareness of the benefits of trees.

Why Topping Hurts Trees

Learn why topping is not an acceptable pruning technique and discover recommended alternatives.




Topping is perhaps the most harmful tree pruning practice known. Yet, despite more than 25 years of literature and seminars explaining its harmful effects, topping remains a common practice.

What Is Topping?

Topping is the indiscriminate cutting of tree branches to stubs or to lateral branches that are not large enough to assume the terminal role.

Other names include “heading,” “tipping,” “hat-racking,” and “rounding over.”

Topping is often used to reduce the size of a tree. Homeowners may feel a large tree poses a risk to their property; however, topping is not a viable method of height reduction, and may increase risk in the long term.



Topping Stresses Trees

Leaves are the food factories of a tree; however, topping can remove 50-100% of a tree’s leaf-bearing crown. Removing the leaves can potentially starve a tree and trigger various survival mechanisms. Dormant buds are activated, forcing rapid growth of multiple shoots below each cut. The tree needs to grow a new crop of leaves as soon as possible. If a tree does not have the stored energy reserves to do so, it will be seriously weakened and may die.

A stressed tree with large, open pruning wounds is more vulnerable to insect and disease infestations. The tree may lack sufficient energy to chemically defend the wounds against invasion, and some insects are actually attracted to the chemical signals trees release.

Topping Can Lead to Sunburn

Branches within a tree’s crown produce thousands of leaves to absorb sunlight. When the leaves are removed, the remaining branches and trunk are suddenly exposed to high levels of light and heat. The result may be sunburn of the tissues beneath the bark, which can lead to cankers, bark splitting, and death of some branches.



Topping Can Lead to Unacceptable Risk

The survival mechanism that causes a tree to produce multiple shoots below each topping cut comes at great expense to the tree (see figure above). These shoots develop from buds near the surface of the old branches. Unlike normal branches that develop in a socket of overlapping wood tissues, these new shoots are anchored only in the outermost layers of the parent branches and are weakly attached.

The new shoots grow quickly, as much as 20 feet (6 m) in one year in some species. Unfortunately, the shoots are weakly attached and prone to breaking, especially during windy or icy conditions. While the original goal was to reduce risk by reducing height, risk of limb failure has now increased (see figure below).



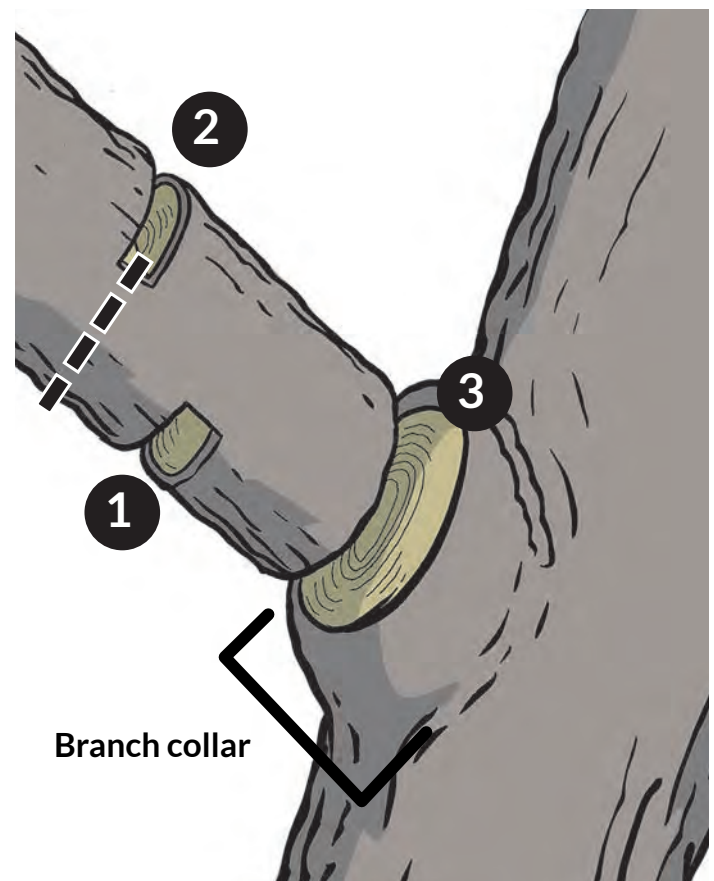
Topping Makes Trees Ugly

Topping destroys the natural form of a tree. Trees form a variety of shapes and growth habits, all with the same goal of presenting their leaves to the sun. Topping removes the ends of the branches, often leaving ugly stubs. Without leaves (for up to six months of the year in temperate climates), a topped tree appears disfigured and mutilated. **A tree that has been topped can never fully regain its natural form.**

Topping Leads to Decay

Correct pruning cuts are made just beyond the branch collar (see figure below). The tree is biologically equipped to close such a wound if the tree is healthy enough and the wound is not too large.

Cuts made indiscriminately between lateral branches create stubs or wounds that the tree may not be able to close. The exposed wood tissues begin to decay. Normally, a tree will “wall off,” or compartmentalize, the decaying tissues, but few trees can defend the multiple severe wounds caused by topping. The decay organisms are given a free path to move through branches.



How to Make a Pruning Cut:

1. Make an undercut about 12–18 inches (30–46 cm) from the limb's point of attachment.
2. Make a second cut from the top, directly above or a few inches farther out on the limb. Doing so removes the limb, leaving a stub.
3. Remove the stub by cutting back to the branch collar, but do not cut the collar. This technique reduces the possibility of tearing the bark.


If the tree has started closing over a stub, cut just the dead stub and not the live tissue.



Topping Is Expensive

The cost of topping a tree is not limited to only the job cost. Some hidden costs include:

- Increased maintenance costs. If the tree survives, it will likely require corrective pruning within a few years (e.g., crown reduction or storm damage repair). If the tree dies, it will have to be removed.
- Reduced property value. Healthy, well-maintained trees can add 10–20% to the value of a property. Disfigured, topped trees are considered an impending expense.
- Increased liability potential. Topped trees may pose an unacceptable level of risk. Because topping is considered an unacceptable pruning practice, any damage caused by branch failure of a topped tree may lead to a finding of negligence in a court of law.



Proper branch reduction preserves natural form.

Alternatives to Topping

Sometimes a tree must be reduced in height or spread, such as for providing utility line clearance. There are recommended techniques for doing so. Small branches should be removed back to their point of origin. If a larger limb must be shortened, it should be pruned back to a lateral branch that is large enough (at least one-third the diameter of the limb being removed) to assume the terminal role. This method of branch reduction helps to preserve the natural form of the tree.

Sometimes the best solution is to remove the tree and replace it with a species that is more appropriate.

What Is a Certified Arborist?

ISA Certified Arborists® are individuals who have proven a level of knowledge in the art and science of tree care through experience and by passing a comprehensive examination developed by some of the nation's leading experts on tree care. ISA Certified Arborists must also continue their education to maintain their certification. Therefore, they are more likely to be up to date on the latest techniques in arboriculture.

Finding an Arborist

Visit [TreesAreGood.org](https://www.treesaregood.org) for free tools:

- The “Find an Arborist” tool can help you locate an arborist in your area.
- The “Verify a Credential” tool enables you to confirm whether an arborist has an ISA credential.

Be an Informed Consumer

One of the best methods to use in choosing an arborist is to educate yourself about some of the basic principles of tree care. Visit [TreesAreGood.org](https://www.treesaregood.org) to read and download all brochures in this series.



www.isa-arbor.com • www.treesaregood.org

©2021 International Society of Arboriculture. (v02.2021)
Through research, technology, and education, the International Society of Arboriculture promotes the professional practice of arboriculture and fosters a greater worldwide awareness of the benefits of trees.



BENEFITS OF TREES

In partnership with:
LiUNA!

Strategic planting can reduce energy consumption by **15-35%**

Shade decreases air conditioning use and reduces the amount of carbon dioxide emitted by power plants.

Tree canopies help protect us from exposure to the sun's UV rays.



Planting trees can increase the value of residential property by approx. **20%**



On average, each tree reduces runoff by **845** gallons annually.

Shade provided by trees to other landscape plants can reduce their water requirements.

In commercial areas, trees can boost business and tourism by providing aesthetic appeal.



Beautification of our surroundings enhances our well-being and alleviates stress.



Trees promote pride within the community.



Trees alter the environment by:

- .Moderating the climate
- .Improving air quality
- .Reducing noise pollution
- .Saving energy
- .Conserving water
- .Harboring wildlife

A healthy urban forest can reduce the amount of runoff and pollution in receiving waters.



Tree Planting Cue Card

Selecting quality trees: Planting quality trees begins by choosing vigorous, structurally sound trees from the nursery. Strong trees have straight roots, a thick trunk with taper, and a good branch structure appropriate for the species (Fig. 1). The root collar (the uppermost roots) should be in the top 2 inches of the root ball.



Figure 1. Quality tree ready for planting.

Digging the hole: A firm, flat-bottomed hole will prevent trees from sinking. Dig the hole only deep enough to position the root collar even with the landscape soil surface (Fig. 2). Use a rototiller or shovel to loosen soil in an area three times the size of the root ball. This loose soil promotes rapid root growth and quick establishment.




Figure 2. Loosening soil in a large area around the root ball allows for rapid root growth and quick establishment.

Installing the tree: Remove soil and roots from the top of the root ball to expose the root collar; cut away any roots that grow over the collar (Fig. 3). Also cut any roots that circle or mat along the sides and bottom of the root ball (Fig. 4). The root collar should be even with the landscape soil after planting (see Fig. 3). Backfill with soil removed from the hole. Minimize air pockets by packing gently and applying water. Build a berm 4 inches tall around the rootball to help force water through the root ball. Enlarge the berm as the tree establishes.

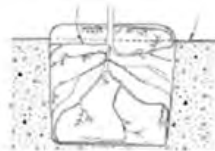


Figure 3. Remove soil and roots growing over the root collar (A) and place collar level with soil surface (B).

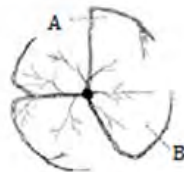


Figure 4. Cut roots at (A) to form new roots that grow away from the trunk. Do not cut roots at (B), since the root defects will regrow.

Staking: Staking holds trees erect and allows the root ball to anchor. Secure the trunk at the point where the tree stands straight. A second stake tied directly to the trunk made of bamboo may be required to straighten the upper trunk.

Mulching: A layer of organic mulch, such as leaf litter, shredded bark, or wood chips, helps protect tree roots from temperature extremes and conserves soil moisture. Mulch also helps prevent grass from competing with the tree for water and nutrients. The mulched area makes it easier to operate mowers and weed eaters without hitting the trunk and compacting soil. Apply mulch to a depth of 3 to 4 inches (slightly thinner on top of the root ball).



Irrigating: Consistent irrigation is critical for establishment.

1. Apply about 3 gallons irrigation per inch of trunk diameter to the root ball 2 or 3 times a week for the first growing season.
2. Increase volume and decrease frequency as the tree becomes established.
3. Weekly irrigation the second year and bimonthly irrigation the third year should be sufficient for establishment.
4. Once established irrigation requirements depend on species, climate and soil conditions.
5. Irrigation devices should be regularly checked for breaks and leaks.

Pruning: Training young trees promotes structurally sound growth and overall tree health. Cut back or remove codominant stems (stems that compete with the central leader) to encourage growth in the central leader (below).

Before Pruning

After Pruning



Sustainable Species List

Botanical name	Common Name	Type	Height	Spread	Growth Rate	Water use
<i>Acacia melanoxylon</i>	Black Acacia	Evergreen	40-50	20-30	Fast	Moderate
<i>Alnus cordata</i>	Italian Alder	Deciduous	40-50	25-30	Fast	Moderate
<i>Casuarina equisetifolia</i>	River she-oak	Evergreen	60-70	30-40	Moderate	Moderate
<i>Ceratonia siliqua</i>	Carob tree	Evergreen	30-40	30-40	Moderate	Moderate
<i>Cupressus arizonica</i>	Arizona cypress	Evergreen	30-40	15-20	Slow	Low
<i>Eucalyptus camaldulensis</i>	River red gum	Evergreen	45-150	45-105	Fast	Moderate
<i>Eucalyptus sideroxylon</i>	Red ironbark	Evergreen	30-90	30-60	Fast	Moderate
<i>Fraxinus uhdei</i> 'Majestic Beauty'	Majestic Beauty' ash	Deciduous	70-80	50-60	Fast	Moderate
<i>Gleditsia tricanthos</i> var. <i>inermis</i>	Thornless honey locust	Deciduous	50-60	30-40	Fast	Moderate
<i>Grevillea robusta</i>	Silk oak	Evergreen	50-65	25-40	Fast	Moderate
<i>Hesperocyparis macrocarpa</i>	Monterey cypress	Evergreen	45-60	45-50	Fast	Moderate
<i>Juglans nigra</i>	Black walnut	Deciduous	90-100	60-70	Moderate	Moderate
<i>Morus alba</i> 'Fruitless'	Fruitless mulberry	Deciduous	20-30	30-45	Fast	Moderate
<i>Pinus torreyana</i>	Torrey pine	Evergreen	40-50	30-40	Fast	Moderate
<i>Prunus caroliniana</i>	<i>Prunus caroliniana</i>	Evergreen	20-30	15-25	Fast	Moderate

APPENDIX 7

Chapter 9.06

COMMUNITY FORESTRY

Sections:

- 9.06.010 Title.
- 9.06.020 Purpose.
- 9.06.030 Definitions.
- 9.06.040 Jurisdiction.
- 9.06.050 Authority and responsibility.
- 9.06.060 Cooperation between departments and agencies.
- 9.06.070 Responsibilities of property owners.
- 9.06.080 Community forest management plan.
- 9.06.090 Planting trees.
- 9.06.100 Alteration and removal of street trees.
- 9.06.110 Injuring public trees.
- 9.06.120 Appeals.
- 9.06.130 Landmark trees.
- 9.06.140 Help for citizens performing tree maintenance--Fee for service.
- 9.06.150 Resolution of conflicts between trees and structures.
- 9.06.160 Topping prohibited.
- 9.06.170 Public nuisances.
- 9.06.180 Abatement of nuisance.
- 9.06.190 Penalty provisions.
- 9.06.200 Enforcement.

9.06.010 Title.

The ordinance codified in this chapter shall be known as the Fullerton Community Forestry Ordinance.

(Ord. 2859 § 2 (part), 1995).

9.06.020 Purpose.

The Fullerton Community Forestry Ordinance is enacted to further the following public purposes:

- A. To realize the optimum public benefits of trees on the City's streets, in public places, and on private property, including favorable modification of micro-climates, abatement of air and noise pollution, reduction of soil erosion and runoff, enhancement of the visual environment, and promotion of community pride;
- B. To integrate street tree planting and maintenance with other urban elements and amenities, including but not limited to utilities, vehicular and pedestrian traffic and enhancement of views and solar access;
- C. To promote efficient, cost-effective management of the City's community forest by coordinating public and private efforts within a comprehensive and professional management system;
- D. To reduce the public hazard, nuisance and expense occasioned by improper tree selection, planting and maintenance;
- E. To provide for the creation of an equitable, sustained and reliable means of managing the City's community forest;
- F. To create and maintain a unified urban-forest resource, enhancing the City's overall character and sense of place.

(Ord. 2859 § 2 (part), 1995).

9.06.030 Definitions.

As used in this chapter:

- A. "Alter" means to change, prune, graft, remove limbs, do root or tree surgery work;

B. "City street" means the area of a street in, and maintained by, the City, whether or not improved, from easement line to easement line, and includes the sidewalks and any area between the sidewalk and the curb;

C. "DBH" means the diameter of the tree trunk at any point which is measured four and one-half feet above the grade adjacent to the subject plant;

D. "Director" means the Director of Maintenance Services and his/her authorized agents;

E. "Fee" means the replacement cost of trees and/or landscape material plus the installation cost;

F. "Forestry themes" means the intentional planting of certain species of trees in a fashion to achieve a desired thematic effect;

G. "Ground cover" includes grass, turf or perennial plants that normally grow in a prostrate manner so as to conceal, or with the purpose of concealing, the ground surface, and that do not exceed eight inches in height, and that will tolerate light pedestrian traffic;

H. "Injure" or "injury" means any act which damages a tree, including but not limited to impact, cutting, carving, transplanting, poisoning or knocking over any tree on public property;

I. "Landmark Tree" means any tree which has been found to be of high value because of its type, size, age or historic associations, and has been designated by resolution of the City Council as a landmark tree;

J. "Landscape material" means any organic or inorganic substance used in landscaping such as, but not limited to: trees, shrubs, ground cover, textured concrete, rocks and bricks, etc.;

K. "Maintenance or maintain" means pruning, spraying, bracing, root pruning, staking, fertilizing, watering, treating for disease or injury, and other work performed to promote the health, beauty, or adaptability of trees and shrubs, but shall not include the watering of such trees in residential zones;

L. "Parkway strip" means either (i) the area between the curb and sidewalk within a fully improved street right-of-way, or (ii) that area extending from the curb to the street right-of-way line in an area with no sidewalk, or (iii) any area within a street right-of-way in which a street tree is located;

M. "Person" means any individual, firm, partnership, association, corporation, company or organization of any kind;

N. "Planting" means putting or setting into the ground or into a container to grow;

O. "Public area" means parks, playgrounds, areas around public buildings and other areas under the supervision and maintenance of the City not including any street right-of-way;

P. "Removal" means to cut down a tree and includes any intentional or negligent act which causes a tree or landscape material to decline and/or die within a period of three years, including but not limited to damage inflicted upon the root system of a tree by the application of toxic substances, the operation of heavy machinery, the change of natural grade above or below the root system or around the trunk of a tree, excessive pruning, or the severing of part or all of the trunk or root system;

Q. "Replacement value" means the actual cost to the Maintenance Services Department of replacing a tree or landscape material removed or destroyed, or if irreplaceable, its value as determined pursuant to the valuation formula adopted by the International Society of Arboriculture, as amended from time to time;

R. "Shrub" means woody vegetation or a woody plant having multiple stems and bearing foliage from the ground level up;

S. "Street tree" means a tree planted or caused to be planted within a parkway strip;

T. "Topping" means the severe cutting back of limbs to stubs larger than three inches in diameter within the tree's crown to such a degree that the tree's canopy is removed or the tree is disfigured;

U. "Tree" means any live woody plant having a single trunk or multiple trunks which measures three and one-half inches in diameter or larger at any point which is measured four and one-half feet (diameter breast height) above the grade adjacent to the subject plant.

(Ord. 2859 § 2 (part), 1995).

9.06.040 Jurisdiction.

The City shall have jurisdiction over the planning, planting, maintenance and removal of all trees and other landscape material in any street or other public area as defined in this Code; over any landscape material in any street median, parkway strip or other landscaped portion of a public right-of-way; over trees and other landscape material in other public spaces under the jurisdiction of the City such as parks, trails and public buildings; and over certain trees on private property as designated in other sections of the ordinance codified in this chapter and chapters of this Code.

(Ord. 2859 § 2 (part), 1995).

9.06.050 Authority and responsibility.

The Director or his/her designated representative shall, by use of City employees or private contractor, plant, maintain and otherwise care for, or if necessary remove, trees in any public place in the City. The responsibilities of the Director shall include but not be limited to the following:

- A. Prepare and maintain a community-wide Community Forest Management Plan;
- B. Recommend to the City Council changes or additions to the Master Street Tree Plan;
- C. Develop maintenance standards as they relate to street trees in public areas;
- D. Inspect the planting, maintenance and removal of all trees in public areas;
- E. Make determination over the appropriateness of tree removals in public areas;
- F. Review all landscaping plans as they affect trees in public areas;
- G. Coordinate with the Departments of Engineering, Community Services and Development Services the planning and installation of all publicly required trees;
- H. Coordinate with the Community Services Department to develop and maintain an ongoing program of public outreach and education in order to promote public understanding of the City's community forest and public adherence to the standards and procedures established under the ordinance codified in this chapter.

(Ord. 2859 § 2 (part), 1995).

9.06.060 Cooperation between departments and agencies.

An effective Community Forestry Program requires the cooperation of a number of City departments to ensure the effective implementation of the ordinance codified in this chapter.

- A. The Engineering Department shall notify the Maintenance Services Department of any applications for new curb, gutter, sidewalks or driveway installations, or other improvements which might require the removal of or cause injury to any street tree, or interfere with the fulfillment of the street tree plan.
- B. Any public utility maintaining any overhead wires or underground pipes or conduits shall obtain permission from the Director of Engineering before performing any maintenance work on the wires, pipes or conduits which would cause injury to public trees. The public utility shall in no way injure, deface, prune or scar any public tree until their plans and procedures have been approved by the Director.
- C. All plans prepared for street widenings, parks and public parking lots shall include landscaping and street trees to the major extent feasible contingent upon available funding. All plans and specifications which include the planting of public areas shall be reviewed by the Directors of Public Works, Community Development and Parks and Recreation, as appropriate, for compliance with the Community Forest Management Plan. All plans involving significant landscaping of public areas, i.e., parks, street slopes or medians, or parking lots, shall be submitted to the Parks and Recreation Director or designee for review and comment.
- D. To facilitate the planting and maintenance of trees on newly proposed private development, the Director of Development Services shall review landscape plans to insure their conformance with the Community Forest Management Plan.
- E. To educate the public regarding the care and health of trees, the Community Services Department shall work with the Maintenance Services Department to develop and maintain public education and community tree planting programs in order to promote the public's understanding of the Community Forestry Program. (Ord. 3267 §2, 2018; Ord. 2859 § 2 (part), 1995).

9.06.070 Responsibilities of property owners.

It is the duty and responsibility of all property owners to maintain shrubs, ground cover, concrete, rocks, bricks, etc. (landscape material) in the parkway strips immediately abutting the owner's property, regardless of whether such property is developed. Property owners are not responsible for trimming street trees. Furthermore, if the property is directly adjacent to a street that is inaccessible due to a fence or wall preventing the ability to easily access or effectively apply water, the property owner is not responsible for watering and/or maintenance of the trees and other landscape material.

- A. Maintenance shall include watering as needed and keeping such strips free from overgrown weeds or any obstructions contrary to public safety. Property owners shall be responsible for watering City street trees whenever landscaping of the property is changed in such a manner as to deprive the trees of their normal source of moisture. Such watering shall be continued during dry weather until the tree becomes acclimated to the new environment, but need not exceed three years. All watering requirements shall be waived to the extent they are inconsistent with governmental restrictions on water use.
- B. The owner or occupant of any corner lot or premises in the City shall keep landscape materials at the corners of intersecting streets, whether between the curb line and the private lot line, or within the private lot or premises, so trimmed that the height of same shall not exceed three feet above the curb level for a distance of fifteen feet measured horizontally in any direction from the point of intersection of the property lines at street corners; provided, that trees, whose main trunks are exposed to a height of seven and one-half feet above the curb, need not be so trimmed or cut.

C. A property owner may notify the Maintenance Services Department when any (tree, shrub or plant) landscape material on a public street adjacent to his property is injuring or damaging any public sidewalk. The Director, in conjunction with the Director of Engineering, shall prioritize and/or schedule the repairs of these damaged areas. All repairs shall be contingent on the availability of funds.

D. It is unlawful for any person to engage in any construction work on private or public property without first taking steps to protect street trees from damage to trunk, branches or roots, or damage caused by soil compaction or contamination. All trees on any street or other publicly-owned property near any excavation or construction of any building, structure or street work shall be adequately protected in accordance with guidelines established by the Director of Maintenance Services, including but not limited to preservation of the trunk, bark, roots, leaves, scaffold branches and immediate soil. Removal of a street tree is authorized only by permit obtained pursuant to the authority provided in the ordinance codified in this chapter.

(Ord. 2859 § 2 (part), 1995).

9.06.080 Community forest management plan.

Within three years of the adoption of the ordinance codified in this chapter, the Director, with the advice and participation of the Development Services, Engineering and Community Services Departments, shall prepare a Community Forest Management Plan. All City departments thereafter shall use their best efforts to insure that activities of the City are guided by such plan. The plan shall include, but not be limited to, the following elements:

A. In November 1992, the City Council established the goals of the Community Forest Management Plan which are as follows:

1. Establish and maintain optimal tree cover,
2. Maintain trees in a safe and healthy condition through good cultural practices,
3. Establish and maintain an optimal level of age and species diversity,
4. Promote conservation of tree resources,
5. Provide suitable locations for and select, situate and maintain street trees to minimize hazard, nuisance, hardscape damage and maintenance costs,*
6. Centralize tree management under one department to ensure the enforcement of policies,
7. Foster citizen support for the local community forestry program and encourage good tree management on privately-owned properties.

*Special consideration will be given to compatibility in commercial areas with regard to aesthetics and signage visibility.

These goals have been incorporated into the General Plan, and specific policies and objectives will be created as part of the comprehensive update process;

B. A designation of proposed community forestry themes for major traffic routes and districts within the City consistent with the City's Master Street Tree Plan, together with a program, schedule and suggested budget for implementing such treatments;

C. An up-to-date inventory of every street tree and any other trees in public areas deemed necessary, which inventory shall include, as appropriate, species, DBH, canopy height and spread, condition, maintenance records, names of adjacent property owners, record of fees and fines, and any other information necessary or usable in the long-range planning or day-to-day planting and maintenance of the City's community forest;

D. A Master Street Tree Plan, based on an evaluation of species diversity, growth characteristics and performance as recorded in the inventory, providing for rotational reforestation of diseased or declining trees and break-up of potentially problematic monocultures;

E. A set of standards for street tree installation, landscape tree installation, pruning and maintenance, acceptable tree species and any other standards, criteria or administrative procedures deemed necessary to carry out the purposes of the ordinance codified in this chapter and the Community Forest Management Plan;

F. A process for continual update and improvement of the Community Forest Management Plan's elements.

(Ord. 2859 § 2 (part), 1995).

9.06.090 Planting trees.

The City shall have trees planted in any subdivision developed within the municipal boundaries.

A. No subdivision shall be approved unless the developer/owner is conditioned to plant street trees in accordance with current City standards and as approved in writing by the Director.

In the event a subdivider desires to plant trees within the parkway adjacent to a new subdivision, he may apply to the Director for a permit. Said permit may be issued only after the developer/owner has posted a bond, guaranteeing the planting of all street trees. All such planting shall be done in accordance with the Community Forest Management Plan.

B. Before planting, all street trees must meet specifications for acceptance as detailed in the Community Forest Management Plan and be inspected and approved by the Director or his/her designee.

C. So the Director of Development Services can determine the tree requirements for site development, each subdivider or developer shall submit to the City a plot plan of the proposed development which shall:

1. Show clearly all existing trees, noting location, species, size and condition;
2. Note whether existing trees will be retained, removed or relocated;
3. Show proposed utilities, driveways, sidewalks and tree planting locations, and the size and species of proposed street trees; and
4. Conform with ground and aerial setback specifications as defined in the Community Forest Management Plan.

D. At least fifty percent of the paved area surface of all new publicly developed parking areas shall be shaded by tree canopies within fifteen years of acquisition of building permits. Trees to be planted to develop such a canopy shall be in accordance with the City's Community Forest Management Plan and the requirements of the Director. Plans shall show the estimated tree canopies after fifteen years of growth, the specific names, sizes and locations of trees to be planted, and the total area in square feet of the area shaded by tree canopies. In determining the area shaded, the following methodology shall be used:

1. Measure the shaded area on the pavement assuming that the shaded area is only that area directly under the tree canopy or dripline;
2. Landscape planters under the canopy may be counted as shaded area;
3. Paved areas shaded by structures and second stories of buildings and carports may be deducted from the total paved area.

E. Any proposed change in the direction or width of a public street shall incorporate a consideration of street trees within the right-of-way as part of the general plan of improvements. The City Engineer will consider such planting during acquisition of right-of-way as well as during the completion of the final development plans for the project.

(Ord. 2859 § 2 (part), 1995).

9.06.100 Alteration and removal of street trees.

It is unlawful for any person to alter or remove a tree within a public area or right-of-way without a permit for such work issued by the Maintenance Services Department. Any person who desires a permit shall apply to the Department on the designated form. The permittee shall be responsible for posting a copy of such permit on or adjacent to subject tree at least ten days prior to the date of the removal. This posting and waiting period may be waived by the Director for public health and safety purposes.

A. Any application for a permit required by this chapter shall be in writing, signed by the applicant, and filed with the Director, on a form furnished by him/her, and shall show:

1. The name and address of the applicant;
2. The address or location where such work is to be performed;
3. A detailed description of the work to be performed;
4. The date or dates on which such work is to be commenced and completed;
5. The name and address of any person or persons employed by, or contracting with, the applicant, for the performance of such work;
6. A statement that the applicant will hold the City harmless from any damage to any property or any injury to any person caused in any way by the performance of any work for which such a permit is issued.

B. The Director shall issue permits to property owners to perform maintenance on or to remove City street trees directly adjacent to their property, only if the following conditions are met:

1. The property owner has established, to the Director's satisfaction, that there is need for the proposed work on the tree; and
2. The property owner has established, to the Director's satisfaction, that the persons who are to perform the work are qualified to do so; and
3. The Director, in his/her sole discretion, has determined that any potential detriment to the City street tree population entailed by the proposed work, is justified in the individual case. In making this determination, the Director shall consider factors such as the probability that the proposed work will destroy or seriously injure the tree, the tree's health, the desirability of that species as a street tree, whether the tree's condition and size threaten serious damage to property, the condition and number of other City street trees in the vicinity, whether there are other less onerous means of accomplishing the applicant's goals, and other related criteria.

C. All work performed on City street trees pursuant to a permit issued by the Director under this section shall be done within a sixty-day period from the issuance of said permit, or within such longer period as the Director shall specify.

D. The Director shall condition any permit granted pursuant to this section for the removal of a City street tree, on the permittee removing, and where the Director determines it to be appropriate, replacing the tree. In such case, the replacement value of the tree shall be borne by the owner and such service shall not be provided by the City.

E. The Director may condition any permit granted pursuant to this section on any such conditions as the Director determines to be necessary.

F. The provisions of this section shall be complied with whenever a person seeks a permit to remove or trim a City street tree to facilitate moving any building or other structure.

(Ord. 2859 § 2 (part), 1995).

9.06.110 Injuring public trees.

All publicly-owned trees shall be protected from injury by the public.

A. No person shall injure or poison any tree in any City right-of-way.

B. No person, without a permit from the Director therefor, shall use, plant, replace, remove, trim or prune any tree growing on any City street or attach any string, cord, twine, rope, wire, chain, wood, cloth, metal or paper thereto, except for the temporary protection of such tree.

C. No person, with such permit shall make any excavation or install any building, structure, curb, sidewalk, driveway, foundation, wall or fence within six feet from the trunk of any such tree.

D. No person shall do any act authorized by such a permit, without providing all protection necessary to prevent unnecessary injury therefrom to any such tree or to any person or property.

(Ord. 2859 § 2 (part), 1995).

9.06.120 Appeals.

Any action of the Director may be appealed to and heard by the City Community Services Commission. A written appeal must be filed within ten days after the decision of the Director asking for placement on the Commission's agenda. The appeal shall clearly specify the reasons for which a hearing is requested. After a hearing, the Commission shall render its decision, which shall be final unless appealed to the City Council. To be effective, an appeal to the City Council must be in writing, stating the reasons for the appeal, and must be filed with the City Clerk within ten working days after notice of the decision of the City Community Services Commission is mailed to the applicant. The decision of the City Council shall be final.

(Ord. 2859 § 2 (part), 1995).

9.06.130 Landmark trees.

The City is desirous of recognizing and protecting landmark trees.

A. With the advice of the City Community Services Commission the Director may propose criteria for the designation of landmark trees to the City Council. The criteria shall include consideration of the age, size, shape, species, location, historical association, visual quality or other contribution to the City's character. Upon the recommendation of the Director, the City Council may designate as a "Landmark Tree" any tree on property under the jurisdiction of the City meeting the criteria adopted by the City Council or may rescind such designations.

B. Landmark trees shall be removed only after approval by the City Council based on a recommendation by the Community Services Commission.

C. Removal of landmark trees shall be based upon reasonable standards, including, but not limited to, the following:

1. The condition of the landmark tree with respect to its general health, damage, status as a public nuisance, danger of falling, proximity to existing or proposed structures, interference with utility services, and its status as host for parasitic plants, pests or diseases endangering other species of trees or plants with infection or infestations;

2. The necessity of the requested action to allow construction of improvements or otherwise allow economic or other reasonable enjoyment of property;

3. The topography of the land and the effect of the requested action on soil retention, water retention, and diversion or increased surface water;

4. The number, species, size and location of existing trees in the area and the effect of the requested action on shade areas, air pollution, historic values, scenic beauty and the general welfare of the City as a whole;

5. Good forestry practices such as, but not limited to, the number of healthy trees a given parcel of land will support.

D. Conditions may be imposed on the removal of landmark trees including, but not limited to, any of the following:

1. A condition requiring the replacement or placement of additional trees on the subject property to offset the impacts associated with loss of a tree, limbs or encroachment into the protected zone of a landmark tree;
2. The planting of new tree(s) off-site to offset the loss of a landmark tree;
3. A condition requiring an objectively observable maintenance and care program be initiated to insure the continued health and care of landmark tree(s) on the property;
4. Payment of a fee or donation of planting stock to the City or other public agency to be used elsewhere in the community should a suitable replacement location of the tree not be possible on-site or off-site.

(Ord. 2859 § 2 (part), 1995).

9.06.140 Help for citizens performing tree maintenance--Fee for service.

On application of any person to whom there has been issued a permit to trim, prune or remove a tree from a City right-of-way, the Director may trim, prune or remove such tree described in such permit provided the cost thereof is paid by the permittee and provided there shall first be deposited with the Director a sum determined to be the estimated cost of such work. Following completion of the work, the Director shall determine the actual cost of the work and transfer that portion of the deposit to the appropriate City fund and return the balance to the depositor. Should the original deposit be insufficient to cover the actual cost of the work, the permittee shall be liable to the City for the unpaid balance and shall promptly pay such amount to the City upon demand of the Director.

(Ord. 2859 § 2 (part), 1995).

9.06.150 Resolution of conflicts between trees and structures.

A. When roots of a tree planted within a City street or other public area damage curbs, gutters and sidewalks (including driveway ramps), the City shall be responsible for the appropriate corrective measures. The type of corrective measures provided shall be determined by the City, but shall be selected and performed so as to minimize damage to the tree. In the event that root or other tree-caused damage is so severe that corrective measures cannot be reasonably accomplished, or the damage recurs soon after corrective measures are performed, the tree may be removed. The Director shall be responsible for developing or approving corrective measures.

B. When a tree planted on private property causes damage to curbs, gutters, sidewalks, or utilities, the property owner shall be responsible for the appropriate corrective measures. The Director shall determine the appropriate corrective measures. The expense to effect any corrective measures is the sole responsibility of the adjacent property owner.

(Ord. 2859 § 2 (part), 1995).

9.06.160 Topping prohibited.

It is unlawful as a normal practice for any person, firm or City department to top any street tree, park tree or other tree on public property. Trees severely damaged by storms or other causes, or certain trees under utility wires or other obstructions where other pruning practices are impractical, may be exempted from the ordinance codified in this chapter at the determination of the Director, based on standards approved by the City Community Services Commission.

(Ord. 2859 § 2 (part), 1995).

9.06.170 Public nuisances.

Trees in the City are public nuisances under the following conditions:

A. Any tree on private property that has any contagious infection, disease or affliction, or any insects, which if left uncontrolled would harm a City tree;

B. Any tree on private property that is growing, dying, dead or standing in such a manner, or that has had its ground support weakened by rain, wind or other cause, or that from any other cause is in such condition, that such tree or any part thereof is dangerous or detrimental to the public health, safety or welfare, or to any public property or street in the City, or to any person.

(Ord. 2859 § 2 (part), 1995).

9.06.180 Abatement of nuisance.

Trees determined to be a public nuisance shall be dealt with pursuant to Chapter 6.01 of this Code.

(Ord. 2859 § 2 (part), 1995).

9.06.190 Penalty provisions.

A. Any person found to be in violation of this chapter shall be subject to the penalties specified in Section 1.08.010 of this code.

B. In addition to the penalty set forth above, any person who removes, damages or destroys a tree in violation of the provisions of this section shall pay a fee equal to the cost of its replacement value. Any and all amounts paid or collected

pursuant to this section shall be deposited into a revolving fund to be used by the Maintenance Services Department for replacing and planting trees.

(Ord. 2940 § F, 1998; Ord. 2859 § 2 (part), 1995).

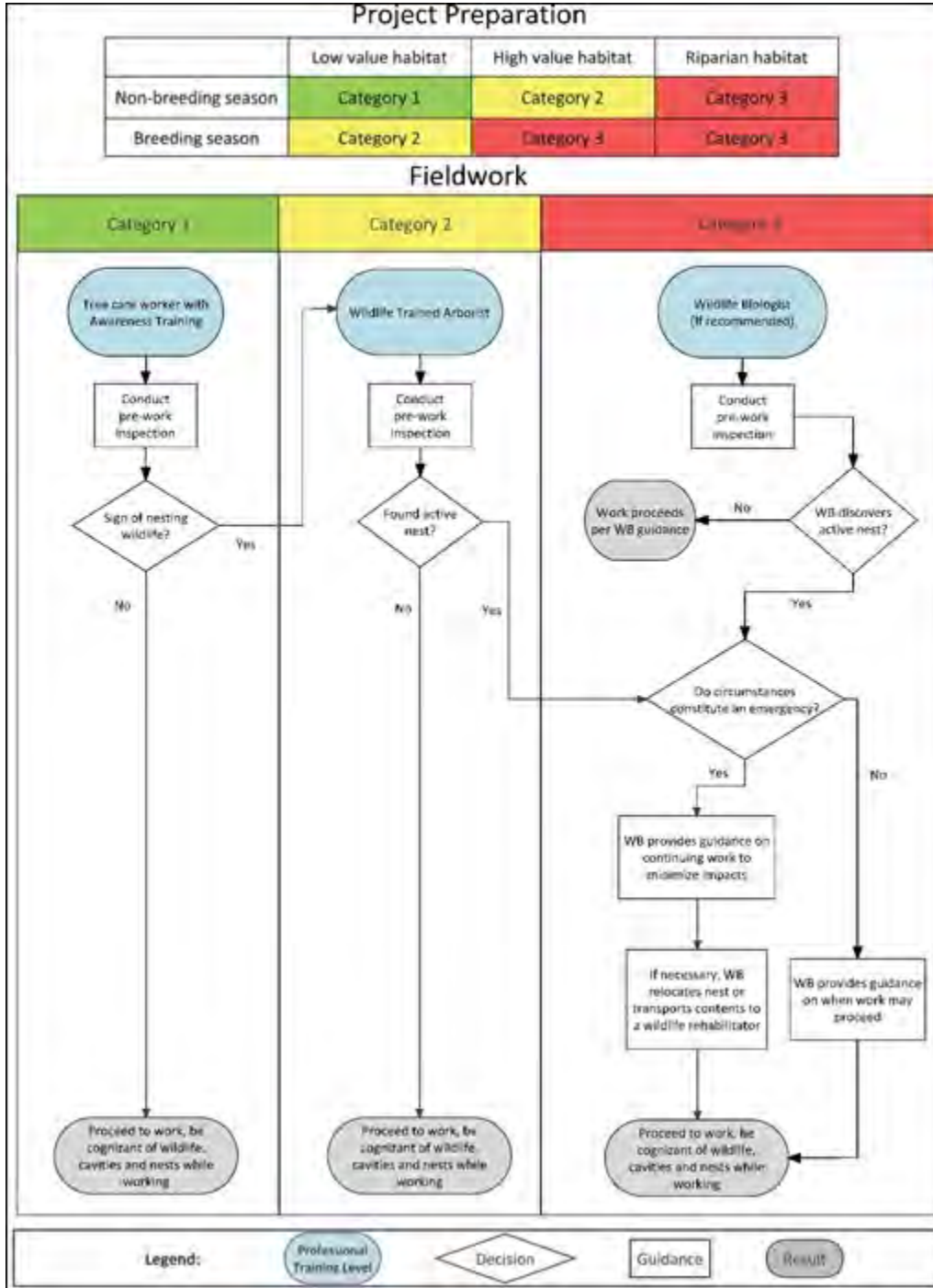
9.06.200 Enforcement.

The Director or his/her designee is charged with the responsibility for the enforcement of the ordinance codified in this chapter and may serve notice to any person in violation thereof or institute legal proceedings as may be required, and the City Attorney is hereby authorized to institute appropriate proceedings to that end.

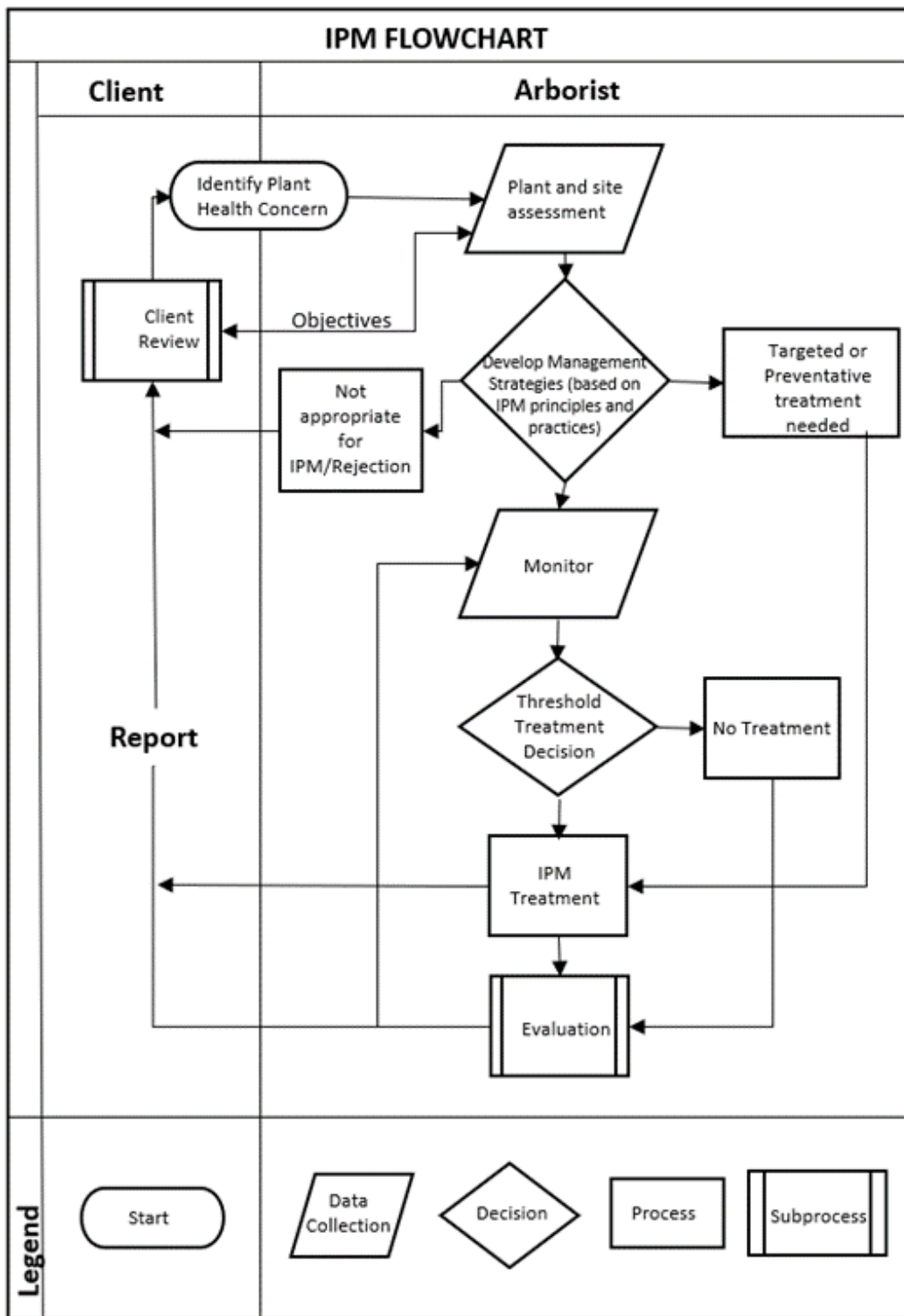
(Ord. 2859 § 2 (part), 1995).

APPENDIX 8

Tree care for Birds and Other Wildlife Best Management Practices Project Preparation Procedure



Integrated Pest Management Flowchart



APPENDIX 9

Standards and Best Management Practices References

This section provides links to important American National Standards Institute (ANSI) A300 standards for tree care as well as the International Society of Arboriculture (ISA) Best Management Practices. The City keeps these documents on file.

The following ANSI standards are available through the Tree Care Industry Association:

ANSI A300 (Part 1) - 2017 Pruning

[TCIA | ANSI A300 Part 1](#)

ANSI A300 (Part 2) – 2018 Soil Management

[TCIA | ANSI A300 Part 2](#)

ANSI A300 (Part 3) – 2013 Supplemental Support Systems (includes Cabling, Bracing, Guying, and Propping)

[TCIA | ANSI A300 Part 3](#)

ANSI A300 (Part 4) – 2014 Lightning Protection Systems

[TCIA | ANSI A300 Part 4](#)

ANSI A300 (Part 5) – 2014 Site Planning, Site Development

[TCIA | ANSI A300 Part 5](#)

ANSI A300 (Part 6) - 2012 Planting and Transplanting

[TCIA | ANSI A300 Part 6](#)

ANSI A300 (Part 7) – 2018 Integrated Vegetation Management (IVM)

[TCIA | ANSI A300 Part 7](#)

ANSI A300 (Part 8) – 2013 Root Management Standard

[TCIA | ANSI A300 Part 8](#)

ANSI A300 (Part 9) – 2017 Tree Risk Assessment a. Tree Failure

[TCIA | ANSI A300 Part 9](#)

ANSI A300 (Part 10) – 2016 IPM

[TCIA | ANSI A300 Part 10](#)

ANSI Z133: Safety Requirements for Arboricultural Operations
[International Society of Arboriculture \(isa-arbor.com\)](http://www.isa-arbor.com)

ISA Tree Care for Birds and Other Wildlife
[BMPs and Handouts](#) | [Tree Care for Birds](#)

<https://www.urban-forestry.com/city-trees-roundtables>

<http://www.isa-arbor.com/education/onlineresources/cadplanningspecifications.aspx>

<http://www.ansi.org>

<https://www.arborday.org/programs/treecityusa/>

