

EXTERIOR DOOR LANDINGS

T



CITY OF FULLERTON

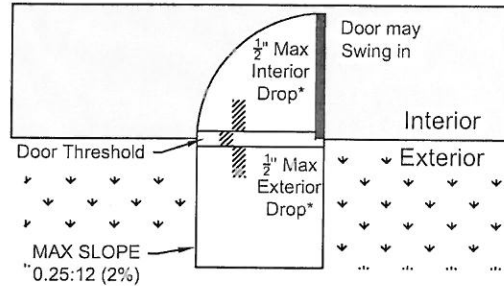
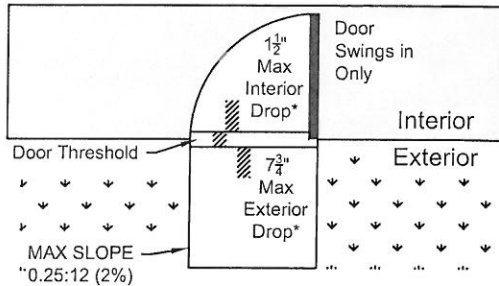
COMMUNITY DEVELOPMENT DEPARTMENT
 303 W. COMMONWEALTH AVENUE
 FULLERTON CA 92832
 (714) 738-6541

2010 California Residential Code (CRC) - R311.3

2010 California Building Code (CBC) - 1008.1.5-7**

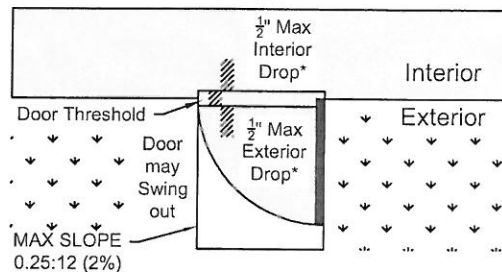
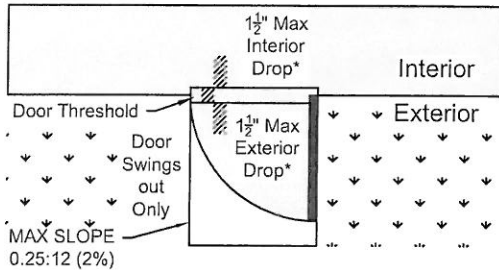
EXTERIOR EGRESS DOOR LANDINGS

EXTERIOR EGRESS DOOR LANDINGS



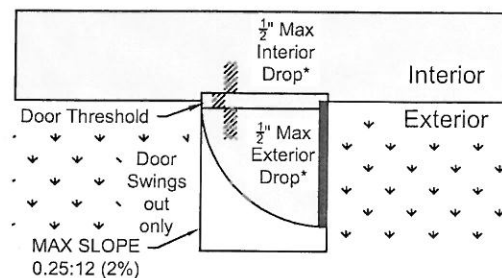
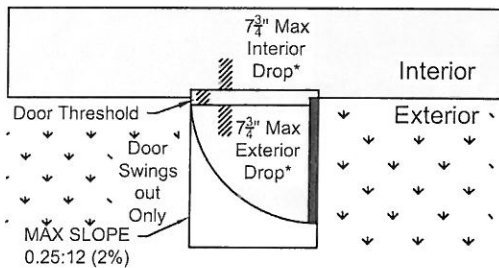
OR

OR



EXTERIOR NON-EGRESS DOOR LANDINGS

EXTERIOR NON-EGRESS DOOR LANDINGS

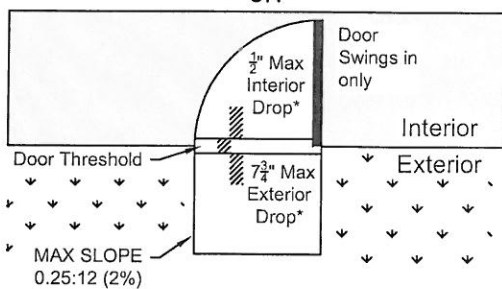
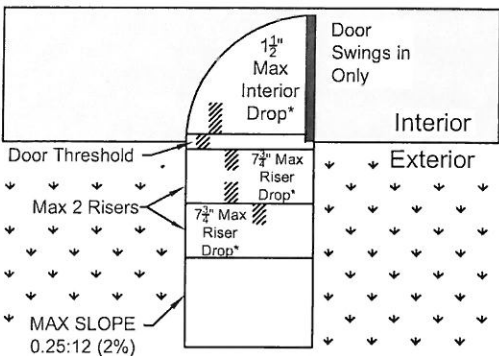


The same maximum drop restrictions apply to exterior non-egress sliding doors.

3/4" maximum interior drop for exterior non-egress sliding doors.

OR

OR



3/4" maximum interior drop for exterior non-egress sliding doors.

* - Distance from top of Threshold to landing/floor
 NOTE: Storm and screen doors may swing over all exterior stairs and landings

** - R-2 Occupancy Only
 NOTE: Storm and screen doors may swing over all exterior stairs and landings